



Tab 7

## State Student Aid Status Report

Coordinating Board for Higher Education  
June 14, 2023

### BACKGROUND

Student financial aid is a substantive policy tool for the Coordinating Board and the state of Missouri in the promotion of student access and success in postsecondary education. As such, greater awareness of and appreciation for the range and scope of the programs administered by the Missouri Department of Higher Education & Workforce Development is crucial. The purpose of this agenda item is to provide background and baseline information about the student financial assistance programs administered by DHEWD.

Dating from the 1970s, Missouri has a tradition of providing financial assistance to encourage its citizens to seek postsecondary education. While other agencies are responsible for the administration of special purpose programs, DHEWD is the focal point for most student financial aid issues.

### CURRENT STATUS

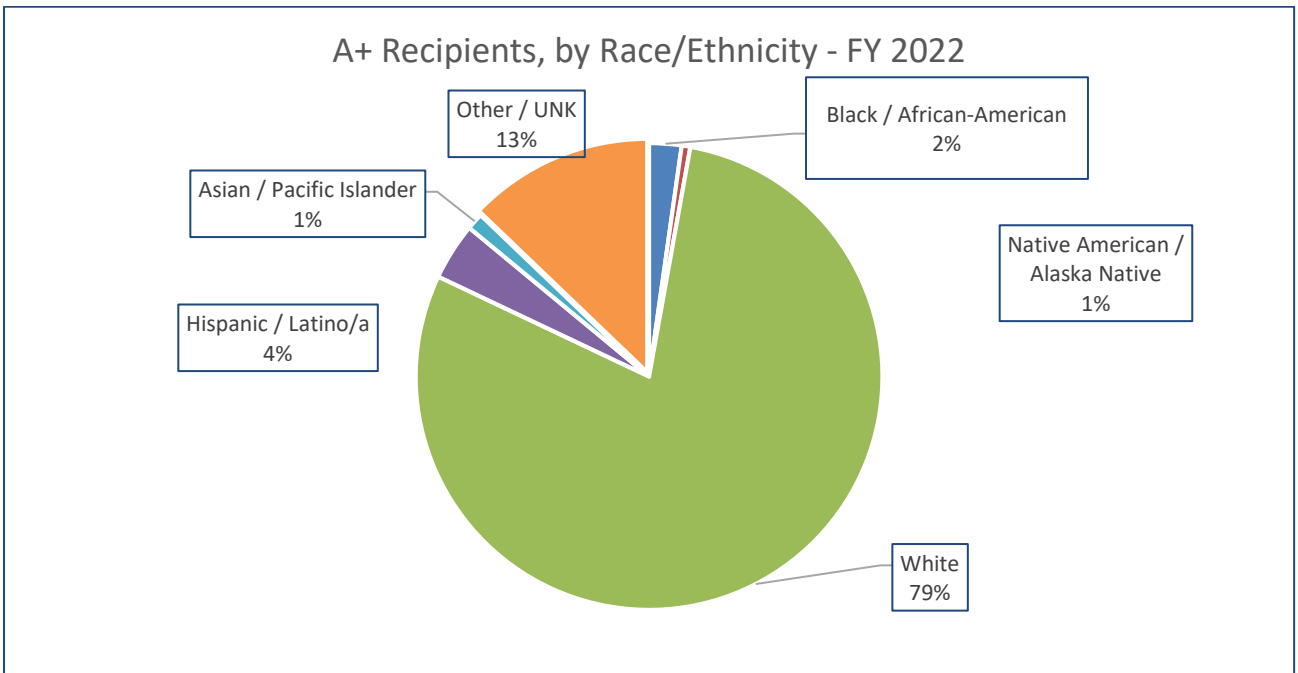
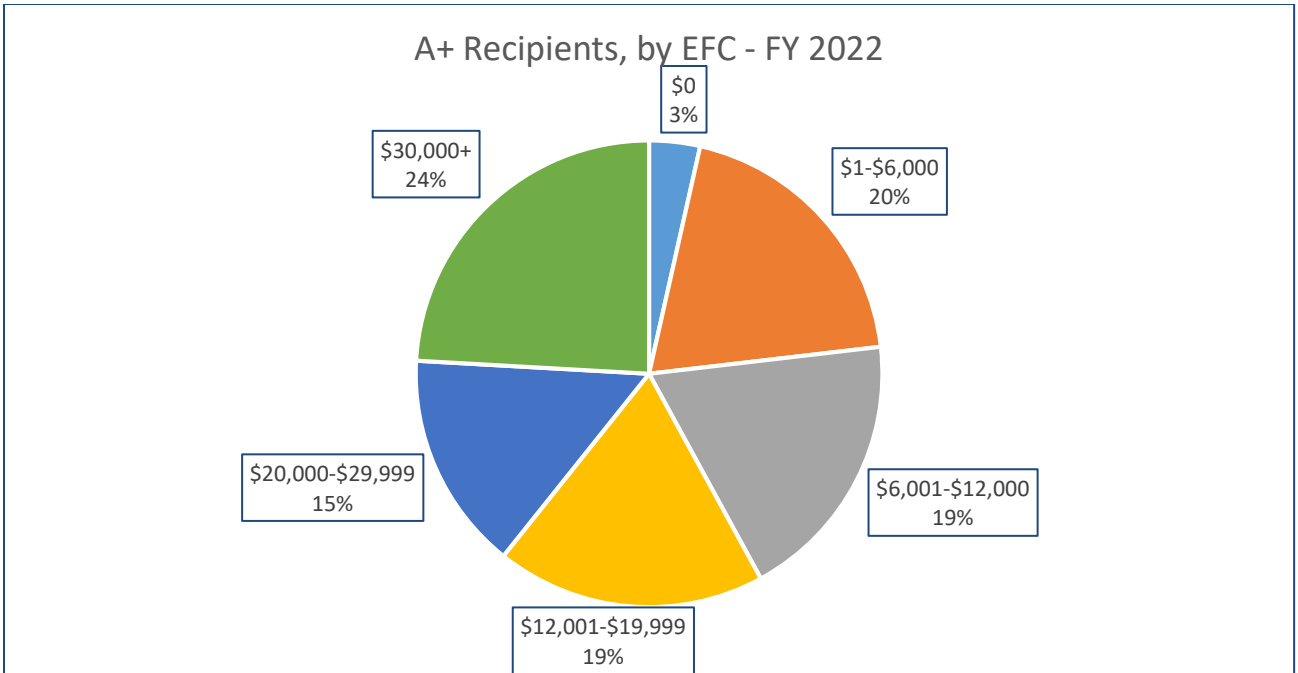
By the conclusion of the current academic year, DHEWD will have distributed approximately \$152 million in student financial aid to an estimated 60,000 students. The attachments to this item provide detailed information for each of the programs administered by the department, including the number of students served and dollars awarded, by educational institution and sector. Amounts reported in the attachments are incomplete because the fiscal year has not ended and institutions have not completed the process of requesting payments for all students, particularly for the A+ Scholarship. A brief description of the programs along with some background information for the four major programs is provided below:

#### **Major Programs**

**A+ Scholarship** provides tuition reimbursement for eligible graduates of designated high schools to attend public community colleges, area career colleges, or private career technical schools that meet the criteria outlined in statute. Eligible graduates must meet high school criteria relating to grade point average, attendance, mentoring/tutoring, and citizenship.

In the current fiscal year, the program is projected to distribute about \$58.2 million to approximately 14,000 students. As background information, 55 percent of the recipients in FY 2022 were female. Three year graduation rates for recipients range between 43 and 46 percent for the three most recent cohorts of students, which is roughly double the rate for non-A+ students.

The charts below provide additional demographic information about A+ recipients for FY 2022. The chart titled A+ Recipients by EFC, reports the Expected Family Contribution (EFC) for the largest segment of recipients (24 percent) is \$30,000 and above. It is important to note that the EFC is not a direct measure of income but does include adjustments for other items including the number of family members currently in postsecondary education, some types of nontaxed income, and certain family assets. Additionally, the fact that A+ is a last dollar program, meaning the award is calculated after federal non-loan aid is applied to the student's tuition and fee bill, results in many low income students receiving a zero award amount because federal aid is sufficient to cover that portion of the student's cost of attendance. With regard to race and ethnicity, 79 percent of the recipients reported as white, with the unknown/unreported category (13 percent) being the second largest group. It is likely the last dollar approach also impacts this demographic measure.

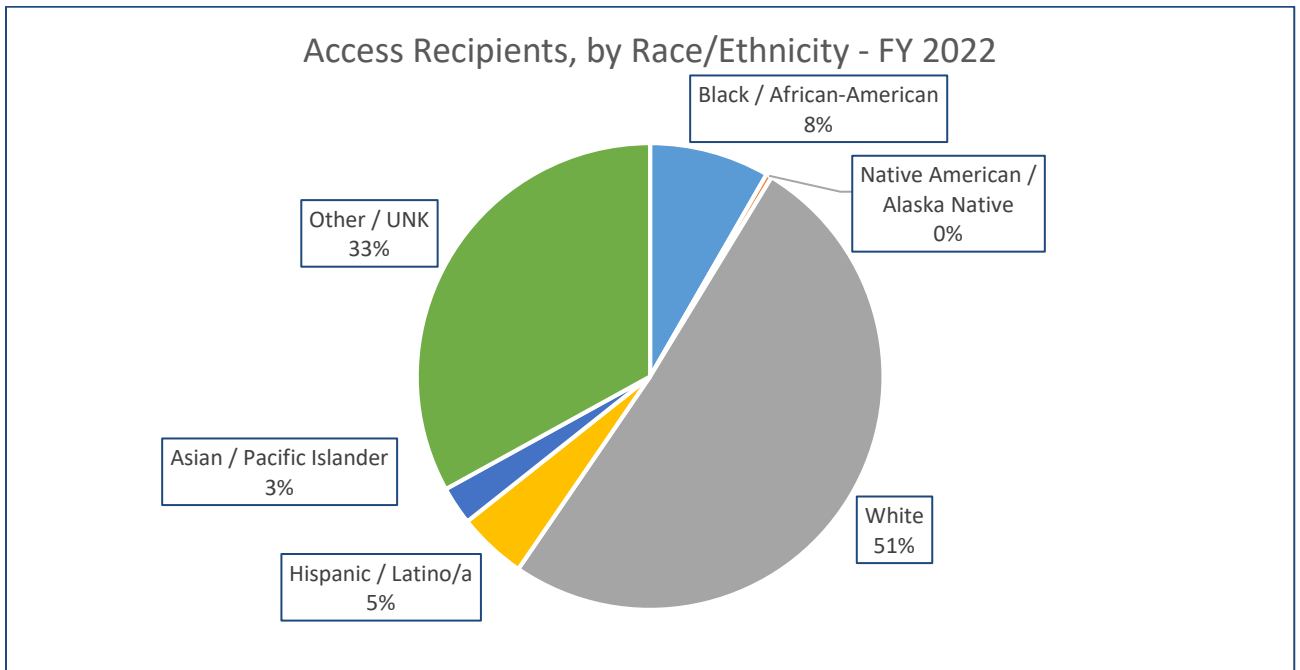
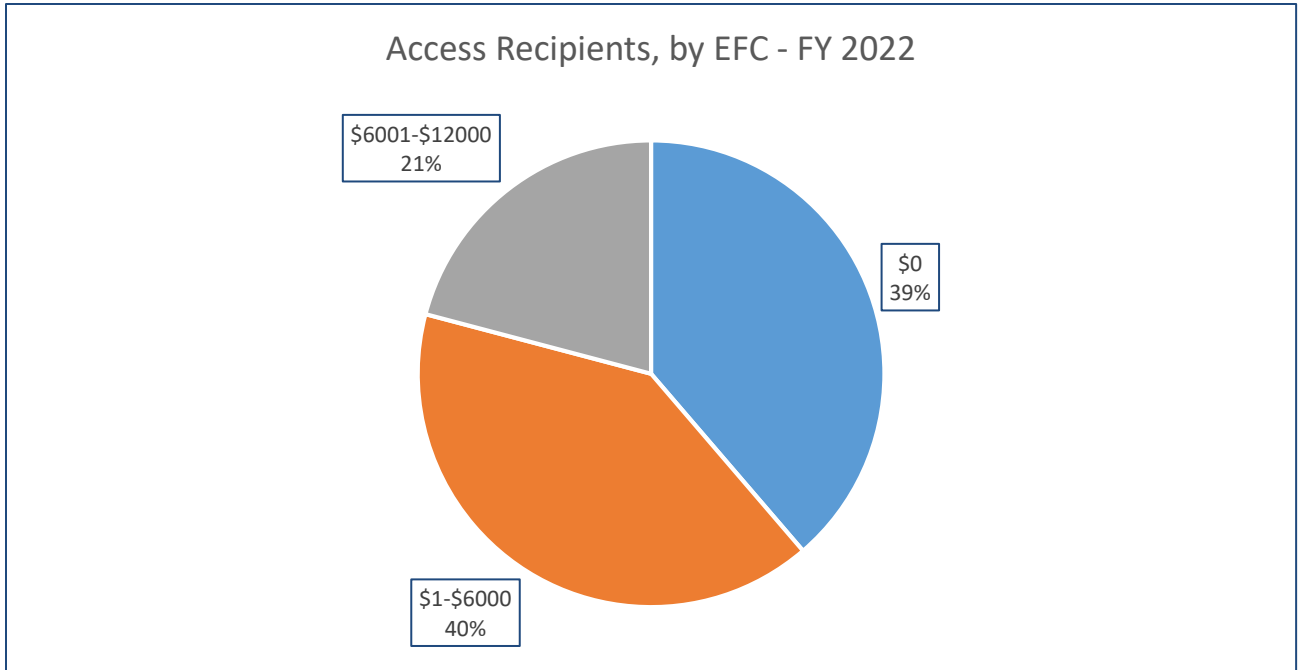


**Access Missouri Financial Assistance Program** is a need-based program designed to be simple to understand, provide predictable, portable awards, and increase access to the student's school of choice. Financial eligibility is determined using the Expected Family Contribution as calculated through the Free Application for Federal Student Aid (FAFSA).

For FY 2023, the program is projected to distribute approximately \$72.6 million to about 36,000 students. With regard to gender, 36 percent of the recipients in FY 2022 were male, 64 percent were female. Six year graduation rates for recipients range between 57 and 59 percent for the three most recent cohorts of students.

The charts below provide additional demographic information about Access Missouri recipients for FY 2022. The Recipients by EFC chart reports the largest proportion of recipients (40 percent) is in the \$1 to \$6,000 EFC grouping; 39 percent of recipients had an EFC of \$0, which is the lowest income category. By combining these

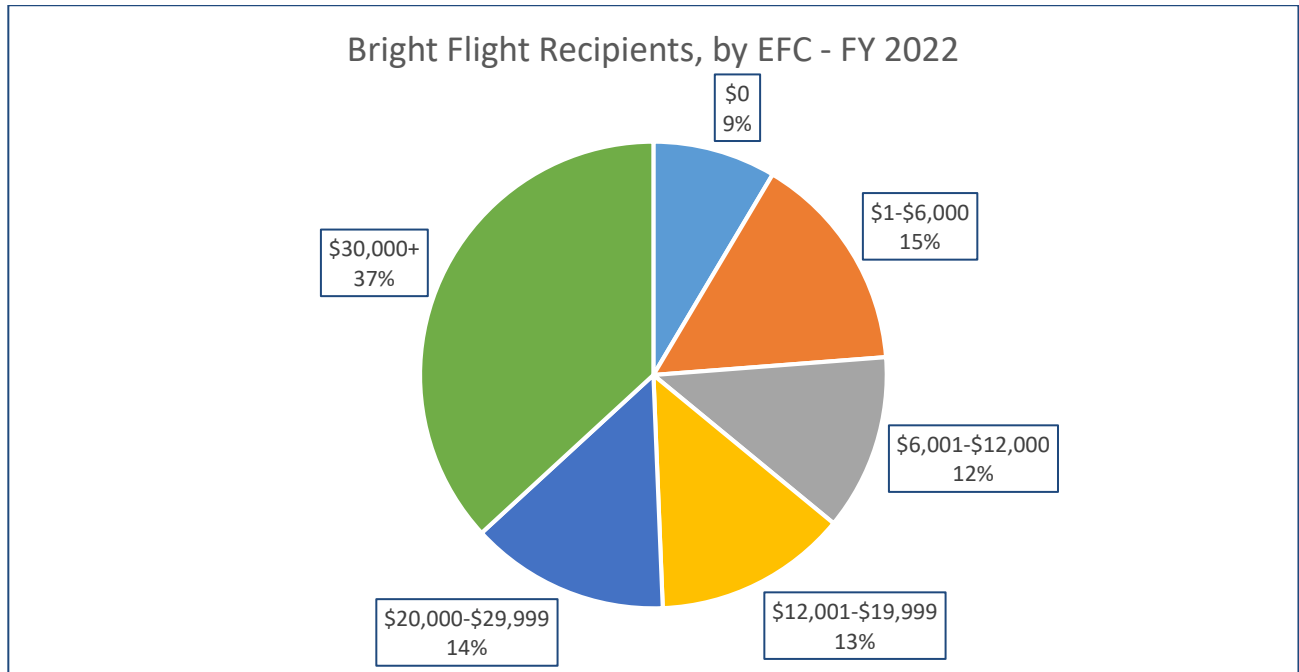
two groups of students, we can estimate that approximately 79 percent of recipients were Pell eligible, a common proxy for high financial need. With regard to race and ethnicity, 51 percent of the recipients reported as white, with the unknown/unreported category (33 percent) being the second largest group. The size of the unknown category is the result of missing information about students attending independent institutions that do not provide student level data to the department.

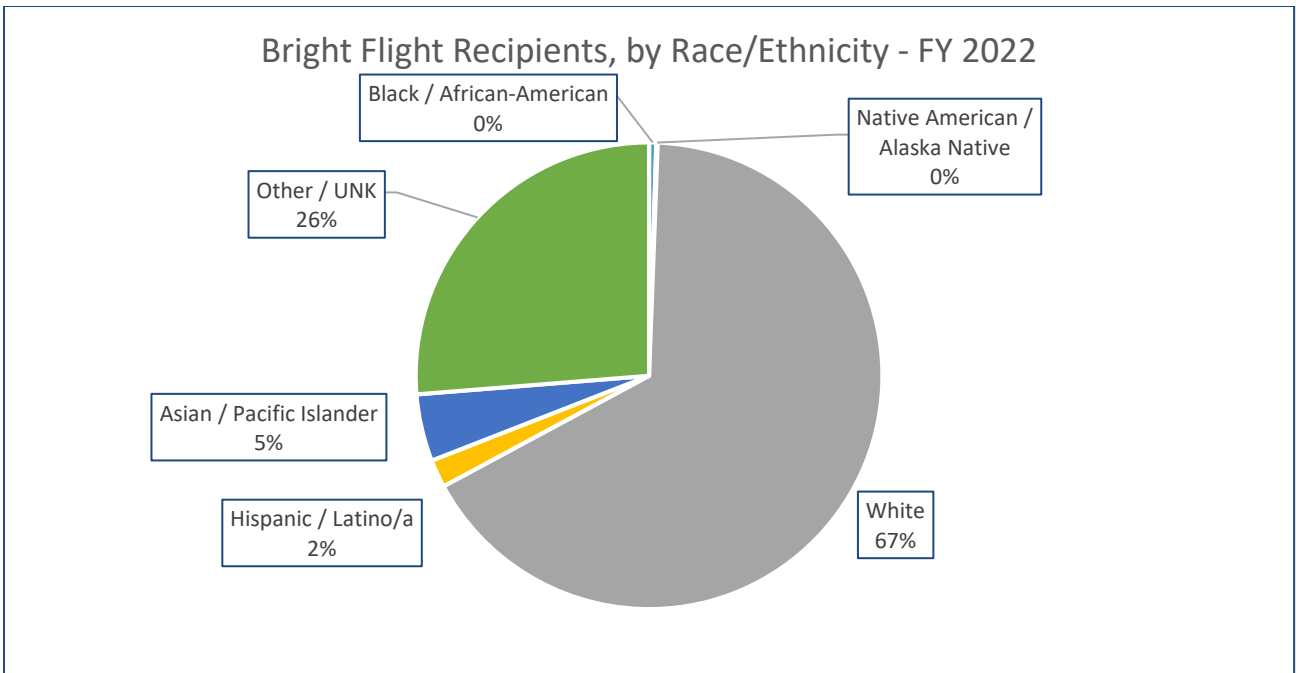


**Bright Flight**, the statutory title of which is the Missouri Higher Education Academic Scholarship Program, is a merit-based program that encourages top-ranked high school seniors to attend approved Missouri postsecondary schools. At present, students must achieve an ACT score of a 31 or above in order to be in the top three percent and receive an award under the program. While the statute provides for reduced awards for the top fourth and fifth percentiles, this award level has been funded for the first time this year.

For FY 2023, the program is projected to distribute approximately \$21 million to about 8,700 students. Gender information is incomplete since this program includes independent institutions, the majority of which do not provide the department with student level data. Of the data available, 44 percent of the recipients in FY 2022 were male, 34 percent were female, and 28 percent were unknown. Six year graduation rates for recipients range between 82 and 85 percent for the three most recent cohorts of students.

The charts below provide additional demographic information about Bright Flight recipients for FY 2022. The chart titled Bright Flight Recipients by EFC reports the Expected Family Contribution (EFC) for the largest proportion of recipients (37 percent) is \$30,000 and above. It is important to note that EFC data are incomplete for this program because FAFSA filing is not an eligibility requirement. With regard to race and ethnicity, 67 percent of the recipients reported as white, with the unknown/unreported category (26 percent) being the second largest group. The size of the unknown category is the result of missing information as referenced above.

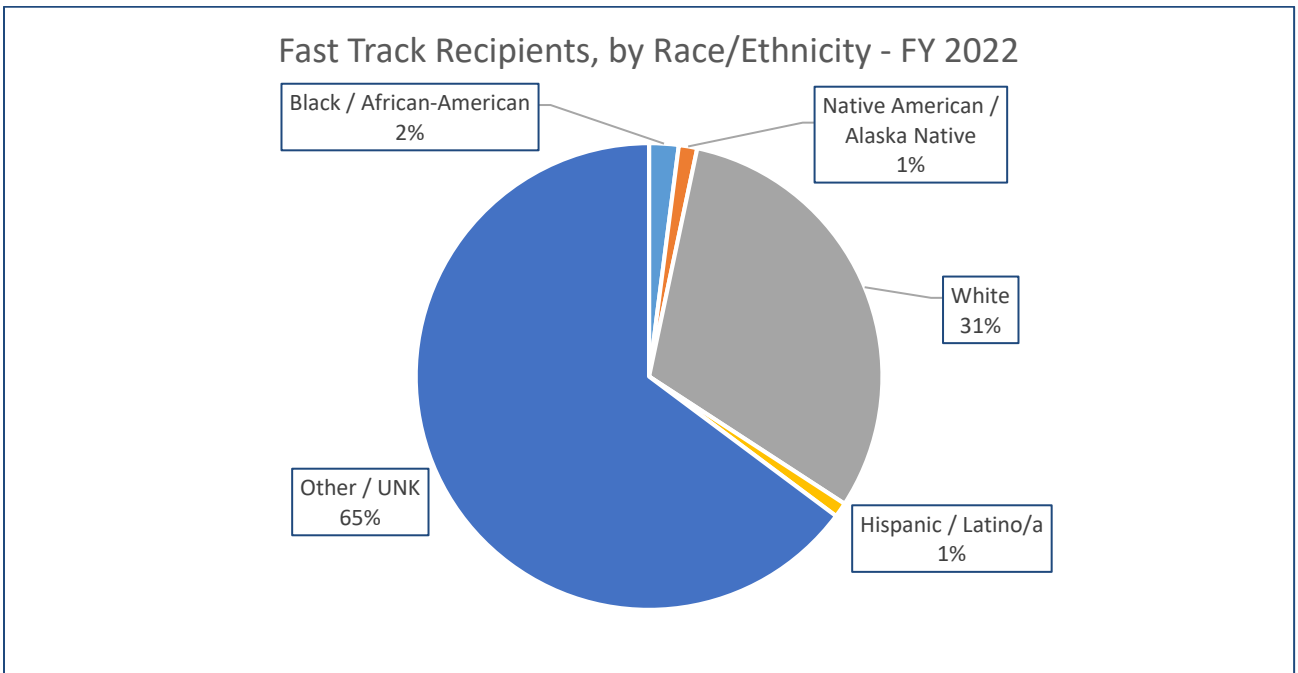
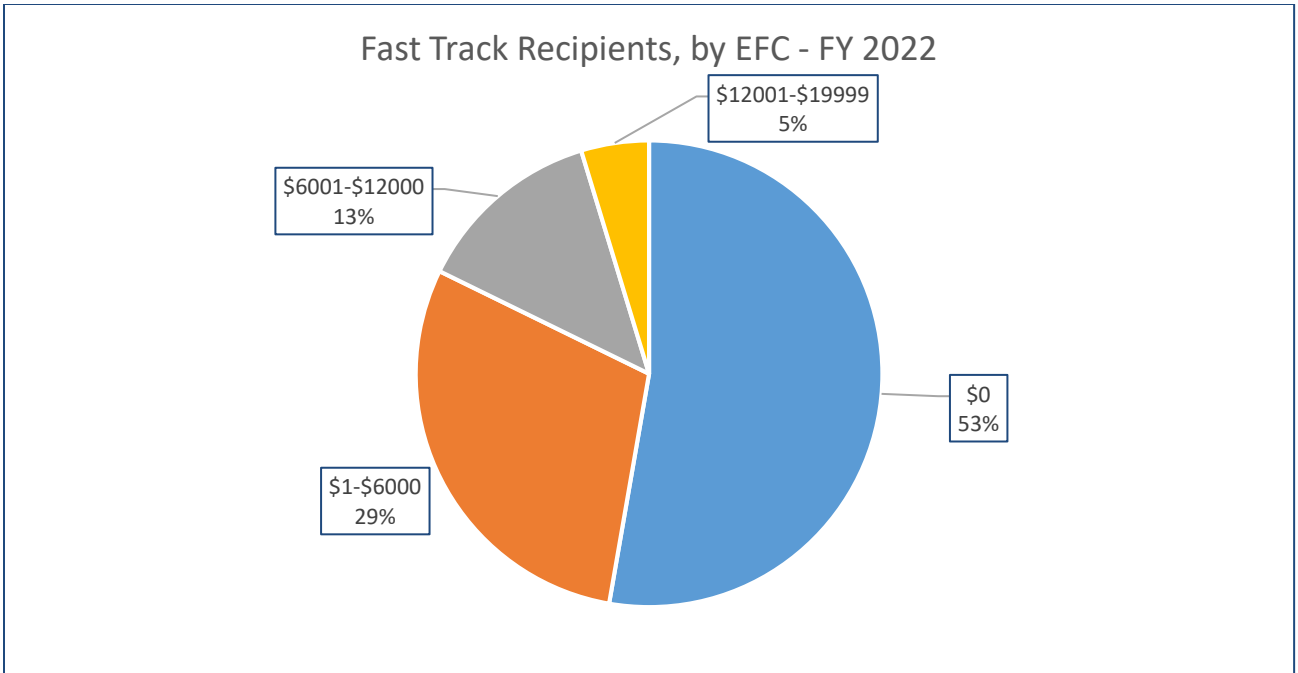




**Fast Track Workforce Incentive Grant** addresses workforce needs by helping adults pursue a certificate, degree, or industry-recognized credential in an area designated as high need. Previously, grant recipients needed to maintain Missouri residency and work in Missouri for three years after graduation to prevent the grant from becoming a loan that must be repaid with interest. With changes made in the 2022 legislative session, the loan component to Fast Track was removed, and students must now have been a Missouri resident for the previous two years before enrolling.

For FY 2023, the program is projected to distribute approximately \$2 million to about 560 students. With regard to gender, 76 percent of the recipients in FY 2022 were female, 24 percent were male. Because the program is still relatively new, we do not have sufficient data to calculate a graduation rate. The most popular workforce program areas have consistently been Allied Health (typically about 50 percent) followed by Business/Accounting, Information Technology, and Teacher Education.

The charts below provide additional demographic information about Fast Track recipients for FY 2022. The Recipients by EFC (Expected Family Contribution) chart reports the largest segment of recipients (53 percent) had an EFC of zero. With regard to race and ethnicity, 31 percent of the recipients, the second largest group, reported as white, with the unknown/unreported category (65 percent) being the largest group.



**Survivor and Other Benefit Programs**

**Advanced Placement Incentive Grant** is a nonrenewable grant designed to encourage high school students to take and score well on Advanced Placement tests in mathematics and science. Students must receive an Access Missouri or A+ award to be eligible for this grant. Students who are eligible for either the Access Missouri or A+ program but have a calculated award amount of zero as a result of other financial aid are also eligible for this grant. For FY 2023, it is estimated two students will receive payments totaling \$1,000.

**Dual Credit/Dual Enrollment Scholarship** is a new program implemented in fall 2022; as a result, the department anticipates substantial growth in future fiscal years. This scholarship provides tuition and fee reimbursement for eligible high school students enrolled in dual credit and/or dual enrollment coursework offered by approved colleges and universities. Recipients must meet certain eligibility criteria relating to financial need,

Missouri residency, U.S. citizenship, and cumulative high school grade point average (CGPA). For FY 2023, it is estimated approximately 650 students will receive awards totaling about \$450,000.

***Kids' Chance Scholarship*** is available to children of workers who were seriously injured or died in a work-related accident covered and compensated by workers' compensation. DHEWD partners with Kids' Chance, Inc. of Missouri, an organization that offers a similar, private scholarship, to identify eligible students. For FY 2023, two students will receive awards totaling \$10,000.

***Minority and Underrepresented Environmental Literacy Scholarship*** is designed to assist academically talented minority and underrepresented individuals pursuing a bachelor's or master's degree in an environmental course of study. For FY 2023, seven students will receive awards totaling \$29,133.

***Public Service Officer or Employee's Child Survivor Grant*** provides tuition assistance to certain public employees and their families if the employee is killed or permanently and totally disabled in the line of duty. For FY 2023, it is estimated 14 students will receive awards totaling \$75,529.

***Wartime Veteran's Survivors Grant*** provides up to 25 grants annually to children and spouses of Veterans whose deaths or injuries were a result of combat action or were attributed to an illness contracted while serving in combat action, or who became 80 percent disabled as a result of injuries or accidents sustained in combat action since September 11, 2001. For FY 2023, it is estimated 20 students will receive awards totaling approximately \$221,094.

## **CONCLUSION**

Through DHEWD, the Coordinating Board for Higher Education was responsible for the administration of 10 state-funded student financial aid programs in FY 2023. These programs provide a valuable and substantial resource for Missouri citizens as they further their education beyond high school. It is clear these programs, as well as others that may follow, will continue to be important to the fulfillment of the Coordinating Board's strategic goals.

## **RECOMMENDATION**

This is an information item only.

## **ATTACHMENTS**

- Attachment A: 2022-2023 A+, Access, Bright Flight, and Fast Track Payment Table
- Attachment B: 2022-2023 Fast Track Grant Payment Table
- Attachment C: 2022-2023 Survivor Programs Payment Table
- Attachment D: 2022-2023 AP Incentive and Minority and Underrepresented Environmental Literacy Payment Table
- Attachment E: 2022-2023 Dual Credit/Dual Enrollment Scholarship Payment Table

Tab 7, Attachment A  
2022-2023 A+, Access, and Bright Flight Payment Table

Missouri Department of Higher Education and Workforce Development  
Student Financial Assistance Program(s)  
Payment Table 2022 - 2023  
As of June 06, 2023

	A+ Scholarship Program		Access Missouri Financial		Bright Flight Scholarship		Total Students <sup>1</sup>	Dollars
	Students	Dollars	Students	Dollars	Students	Dollars		
<b>1862 Land-Grant Universities</b>								
Missouri University of Science and Technology	0	\$0.00	1,163	\$2,593,281.00	1,349	\$3,289,500.00	2,168	\$5,882,781.00
University of Missouri - Columbia	0	\$0.00	4,583	\$10,647,314.50	2,833	\$7,115,523.00	6,779	\$17,762,837.50
University of Missouri - Kansas City	0	\$0.00	1,534	\$3,605,419.00	501	\$1,278,500.00	1,937	\$4,883,919.00
University of Missouri - Saint Louis	0	\$0.00	1,365	\$3,024,774.00	151	\$324,000.00	1,475	\$3,348,774.00
<b>Sector Subtotal:</b>	<b>0</b>	<b>\$0.00</b>	<b>8,645</b>	<b>\$19,870,788.50</b>	<b>4,834</b>	<b>\$12,007,523.00</b>	<b>12,359</b>	<b>\$31,878,311.50</b>
<b>1890 Land-Grant University</b>								
Lincoln University	0	\$0.00	148	\$351,700.00	3	\$3,000.00	150	\$354,700.00
<b>Sector Subtotal:</b>	<b>0</b>	<b>\$0.00</b>	<b>148</b>	<b>\$351,700.00</b>	<b>3</b>	<b>\$3,000.00</b>	<b>150</b>	<b>\$354,700.00</b>
<b>Comprehensive Universities</b>								
Missouri State University	0	\$0.00	3,514	\$7,898,904.00	641	\$1,539,000.00	3,943	\$9,437,904.00
Missouri State University - West Plains	254	\$884,014.01	175	\$149,819.00	6	\$11,000.00	410	\$1,044,833.01
Northwest Missouri State University	0	\$0.00	1,024	\$2,321,335.50	80	\$184,000.00	1,075	\$2,505,335.50
Southeast Missouri State University	0	\$0.00	1,698	\$3,928,250.00	177	\$393,000.00	1,821	\$4,321,250.00
University of Central Missouri	0	\$0.00	1,324	\$3,038,010.50	140	\$292,500.00	1,419	\$3,330,510.50
<b>Sector Subtotal:</b>	<b>254</b>	<b>\$884,014.01</b>	<b>7,735</b>	<b>\$17,336,319.00</b>	<b>1,044</b>	<b>\$2,419,500.00</b>	<b>8,668</b>	<b>\$20,639,833.01</b>
<b>Independent Institution for Art &amp; Music</b>								
Kansas City Art Institute	0	\$0.00	173	\$423,750.00	20	\$48,500.00	181	\$472,250.00
<b>Sector Subtotal:</b>	<b>0</b>	<b>\$0.00</b>	<b>173</b>	<b>\$423,750.00</b>	<b>20</b>	<b>\$48,500.00</b>	<b>181</b>	<b>\$472,250.00</b>
<b>Independent Two-Year Colleges</b>								
Cottey College	0	\$0.00	48	\$114,100.00	2	\$6,000.00	49	\$120,100.00
Wentworth Military Academy and College	0	\$0.00	0	\$0.00	0	\$0.00	0	\$0.00
<b>Sector Subtotal:</b>	<b>0</b>	<b>\$0.00</b>	<b>48</b>	<b>\$114,100.00</b>	<b>2</b>	<b>\$6,000.00</b>	<b>49</b>	<b>\$120,100.00</b>
<b>Independent Universities</b>								
Saint Louis University	0	\$0.00	930	\$2,282,283.00	520	\$1,308,500.00	1,314	\$3,590,783.00
Washington University in St. Louis	0	\$0.00	280	\$682,925.00	469	\$1,299,000.00	577	\$1,981,925.00
<b>Sector Subtotal:</b>	<b>0</b>	<b>\$0.00</b>	<b>1,210</b>	<b>\$2,965,208.00</b>	<b>989</b>	<b>\$2,607,500.00</b>	<b>1,891</b>	<b>\$5,572,708.00</b>
<b>Other Independent Four-Year Institutions</b>								



Tab 7, Attachment A  
2022-2023 A+, Access, Bright Flight, and Fast Track Payment Table

Missouri Department of Higher Education and Workforce Development  
Student Financial Assistance Program(s)  
Payment Table 2022 - 2023  
As of June 06, 2023

	A+ Scholarship Program		Access Missouri Financial		Bright Flight Scholarship		Students <sup>1</sup>	Total Dollars
	Students	Dollars	Students	Dollars	Students	Dollars		
Avila University	0	\$0.00	190	\$477,650.00	4	\$6,000.00	193	\$483,650.00
Baptist Bible College	0	\$0.00	0	\$0.00	0	\$0.00	0	\$0.00
Central Christian College of the Bible	0	\$0.00	0	\$0.00	0	\$0.00	0	\$0.00
Central Methodist University	0	\$0.00	684	\$1,508,900.00	36	\$85,000.00	705	\$1,593,900.00
College of the Ozarks	0	\$0.00	335	\$725,825.00	33	\$65,000.00	358	\$790,825.00
Columbia College	0	\$0.00	522	\$1,096,094.87	22	\$42,000.00	541	\$1,138,094.87
Culver-Stockton College	0	\$0.00	167	\$386,818.00	4	\$8,500.00	170	\$395,318.00
Drury University	0	\$0.00	610	\$1,429,950.00	123	\$272,500.00	696	\$1,702,450.00
Evangel University	0	\$0.00	311	\$717,150.00	29	\$64,500.00	330	\$781,650.00
Fontbonne University	0	\$0.00	187	\$466,200.00	10	\$19,500.00	192	\$485,700.00
Hannibal-LaGrange University	0	\$0.00	93	\$206,750.00	3	\$7,000.00	96	\$213,750.00
Lindenwood University	0	\$0.00	832	\$1,869,375.00	86	\$194,500.00	895	\$2,063,875.00
Maryville University of Saint Louis	0	\$0.00	598	\$1,437,375.00	109	\$224,500.00	691	\$1,661,875.00
Missouri Baptist University	0	\$0.00	340	\$791,900.00	28	\$61,500.00	360	\$853,400.00
Missouri Valley College	0	\$0.00	160	\$370,425.00	2	\$6,000.00	162	\$376,425.00
Park University	0	\$0.00	397	\$876,425.00	22	\$52,500.00	415	\$928,925.00
Rockhurst University	0	\$0.00	324	\$767,550.00	81	\$178,500.00	388	\$946,050.00
Southwest Baptist University	0	\$0.00	410	\$920,725.00	54	\$135,000.00	437	\$1,055,725.00
Stephens College	0	\$0.00	106	\$253,406.00	8	\$19,500.00	109	\$272,906.00
Webster University	0	\$0.00	444	\$1,028,414.00	95	\$208,500.00	514	\$1,236,914.00
Westminster College	0	\$0.00	222	\$519,400.00	24	\$64,000.00	238	\$583,400.00
William Jewell College	0	\$0.00	151	\$355,050.00	52	\$136,500.00	187	\$491,550.00
William Woods University	0	\$0.00	142	\$310,700.00	11	\$25,000.00	149	\$335,700.00
<b>Sector Subtotal:</b>	<b>0</b>	<b>\$0.00</b>	<b>7,225</b>	<b>\$16,516,082.87</b>	<b>836</b>	<b>\$1,876,000.00</b>	<b>7,826</b>	<b>\$18,392,082.87</b>
<b>Professional/Technical Institutions</b>								
Arcadia Valley Career Technology Center	0	\$0.00	0	\$0.00	0	\$0.00	0	\$0.00
Bolivar Technical College	0	\$0.00	52	\$96,375.00	1	\$3,000.00	52	\$99,375.00
Boonslick Technical Education Center	0	\$0.00	0	\$0.00	0	\$0.00	0	\$0.00
Brookfield Area Career Center	0	\$0.00	0	\$0.00	0	\$0.00	0	\$0.00

Tab 7, Attachment A  
2022-2023 A+, Access, Bright Flight, and Fast Track Payment Table

Missouri Department of Higher Education and Workforce Development  
Student Financial Assistance Program(s)  
Payment Table 2022 - 2023  
As of June 06, 2023

	A+ Scholarship Program		Access Missouri Financial		Bright Flight Scholarship		Students <sup>1</sup>	Total Dollars
	Students	Dollars	Students	Dollars	Students	Dollars		
Cape Girardeau Career & Tech Center	26	\$81,996.00	25	\$29,200.00	0	\$0.00	47	\$111,196.00
Career & Technology Center at Fort Osage	0	\$0.00	0	\$0.00	0	\$0.00	0	\$0.00
Carrollton Area Career Center	0	\$0.00	0	\$0.00	0	\$0.00	0	\$0.00
Carthage Technical Center	0	\$0.00	14	\$7,875.00	0	\$0.00	14	\$7,875.00
Cass Career Center	1	\$1,857.00	8	\$10,400.00	0	\$0.00	9	\$12,257.00
Cleveland Chiropractic College	0	\$0.00	0	\$0.00	0	\$0.00	0	\$0.00
Clinton Technical School	14	\$43,319.64	15	\$8,975.00	0	\$0.00	23	\$52,294.64
Columbia Area Career Center	0	\$0.00	0	\$0.00	0	\$0.00	0	\$0.00
Cox College	0	\$0.00	101	\$202,950.00	1	\$1,500.00	102	\$204,450.00
Current River Career Center	0	\$0.00	0	\$0.00	0	\$0.00	0	\$0.00
Dallas County Career Center	0	\$0.00	0	\$0.00	0	\$0.00	0	\$0.00
Davis H. Hart Career Center	0	\$0.00	0	\$0.00	0	\$0.00	0	\$0.00
Eldon Career Center	0	\$0.00	0	\$0.00	0	\$0.00	0	\$0.00
Excelsior Springs Career Center	0	\$0.00	0	\$0.00	0	\$0.00	0	\$0.00
Four Rivers Career Center	5	\$34,300.99	5	\$6,500.00	0	\$0.00	9	\$40,800.99
Franklin Technology Center	1	\$3,844.00	16	\$16,900.00	0	\$0.00	17	\$20,744.00
Gibson Technical Center	0	\$0.00	0	\$0.00	0	\$0.00	0	\$0.00
Goldfarb School of Nursing at Barnes Jewish	0	\$0.00	88	\$188,175.00	3	\$3,500.00	90	\$191,675.00
Grand River Technical School	22	\$94,450.80	25	\$24,300.00	0	\$0.00	35	\$118,750.80
Hannibal Career and Technical Center	0	\$0.00	0	\$0.00	0	\$0.00	0	\$0.00
Herndon Career Center	0	\$0.00	0	\$0.00	0	\$0.00	0	\$0.00
Hillyard Technical Center	0	\$0.00	0	\$0.00	0	\$0.00	0	\$0.00
Kennett Career & Technology Center	0	\$0.00	0	\$0.00	0	\$0.00	0	\$0.00
Kirkville Area Technical Center	7	\$41,150.00	5	\$6,500.00	0	\$0.00	12	\$47,650.00
Lake Career & Technical Center	0	\$0.00	0	\$0.00	0	\$0.00	0	\$0.00
Lamar Area Voc. Tech School	0	\$0.00	0	\$0.00	0	\$0.00	0	\$0.00
Lebanon Technology & Career Center	0	\$0.00	0	\$0.00	0	\$0.00	0	\$0.00
Lewis & Clark Career Center	0	\$0.00	0	\$0.00	0	\$0.00	0	\$0.00
Lex La-Ray Technical Center	10	\$95,280.00	10	\$5,225.00	0	\$0.00	17	\$100,505.00

Tab 7, Attachment A  
2022-2023 A+, Access, Bright Flight, and Fast Track Payment Table

Missouri Department of Higher Education and Workforce Development  
Student Financial Assistance Program(s)  
Payment Table 2022 - 2023  
As of June 06, 2023

	A+ Scholarship Program		Access Missouri Financial		Bright Flight Scholarship		Students <sup>1</sup>	Total Dollars
	Students	Dollars	Students	Dollars	Students	Dollars		
Logan University	0	\$0.00	10	\$22,325.00	0	\$0.00	10	\$22,325.00
Macon Area Vocational School	0	\$0.00	0	\$0.00	0	\$0.00	0	\$0.00
Moberly Area Technical Center	0	\$0.00	0	\$0.00	0	\$0.00	0	\$0.00
Nevada Regional Technical Center	0	\$0.00	0	\$0.00	0	\$0.00	0	\$0.00
New Madrid R-I Tech Skills Center	0	\$0.00	0	\$0.00	0	\$0.00	0	\$0.00
Nichols Career Center	0	\$0.00	0	\$0.00	0	\$0.00	0	\$0.00
North Central Career Center	0	\$0.00	0	\$0.00	0	\$0.00	0	\$0.00
North Technical	0	\$0.00	0	\$0.00	0	\$0.00	0	\$0.00
Northland Career Center	0	\$0.00	0	\$0.00	0	\$0.00	0	\$0.00
Northwest Technical School	0	\$0.00	0	\$0.00	0	\$0.00	0	\$0.00
Ozark Mountain Technical Center	0	\$0.00	0	\$0.00	0	\$0.00	0	\$0.00
Pemiscot County Vocational School of Practical	0	\$0.00	0	\$0.00	0	\$0.00	0	\$0.00
Perryville Area Car & Tech Center	0	\$0.00	0	\$0.00	0	\$0.00	0	\$0.00
Pike-Lincoln Technical Center	5	\$41,731.00	14	\$15,550.00	0	\$0.00	16	\$57,281.00
Poplar Bluff Technical Career Center	3	\$19,187.00	13	\$13,000.00	0	\$0.00	15	\$32,187.00
Ranken Technical College	141	\$465,730.00	314	\$624,045.00	4	\$5,500.00	440	\$1,095,275.00
Research College of Nursing	0	\$0.00	0	\$0.00	0	\$0.00	0	\$0.00
Rolla Technical Institute/Center	0	\$0.00	0	\$0.00	0	\$0.00	0	\$0.00
Saint Luke's College of Health Sciences	0	\$0.00	0	\$0.00	0	\$0.00	0	\$0.00
Saline County Career Center	3	\$15,889.00	9	\$9,275.00	0	\$0.00	11	\$25,164.00
Sikeston Career & Technology Center	0	\$0.00	0	\$0.00	0	\$0.00	0	\$0.00
South Central Career Center	24	\$106,778.08	16	\$10,150.00	0	\$0.00	39	\$116,928.08
South Technical	0	\$0.00	0	\$0.00	0	\$0.00	0	\$0.00
Southeast Missouri Hospital College of Nursing	0	\$0.00	26	\$47,450.00	0	\$0.00	26	\$47,450.00
Southwest Area Career Center	0	\$0.00	0	\$0.00	0	\$0.00	0	\$0.00
Texas County Technical College	0	\$0.00	0	\$0.00	0	\$0.00	0	\$0.00
Unitec Career Center	1	\$1,500.00	0	\$0.00	0	\$0.00	1	\$1,500.00
University of Health Sciences and Pharmacy in	0	\$0.00	30	\$73,425.00	17	\$39,500.00	42	\$112,925.00
Warrensburg Area Career Center	3	\$29,268.00	8	\$5,800.00	0	\$0.00	11	\$35,068.00

Tab 7, Attachment A  
2022-2023 A+, Access, Bright Flight, and Fast Track Payment Table

Missouri Department of Higher Education and Workforce Development  
Student Financial Assistance Program(s)  
Payment Table 2022 - 2023  
As of June 06, 2023

	A+ Scholarship Program		Access Missouri Financial		Bright Flight Scholarship		Total	
	Students	Dollars	Students	Dollars	Students	Dollars	Students <sup>1</sup>	Dollars
Waynesville Career Center	1	\$7,410.00	3	\$2,660.60	0	\$0.00	4	\$10,070.60
<b>Sector Subtotal:</b>	<b>267</b>	<b>\$1,083,691.51</b>	<b>807</b>	<b>\$1,427,055.60</b>	<b>26</b>	<b>\$53,000.00</b>	<b>1,042</b>	<b>\$2,563,747.11</b>
<b>Public Four-Year Universities</b>								
Harris-Stowe State University	0	\$0.00	253	\$575,475.00	0	\$0.00	253	\$575,475.00
Missouri Southern State University	0	\$0.00	869	\$1,956,025.00	66	\$145,500.00	912	\$2,101,525.00
Missouri Western State University	0	\$0.00	769	\$1,692,937.75	40	\$83,000.00	790	\$1,775,937.75
<b>Sector Subtotal:</b>	<b>0</b>	<b>\$0.00</b>	<b>1,891</b>	<b>\$4,224,437.75</b>	<b>106</b>	<b>\$228,500.00</b>	<b>1,955</b>	<b>\$4,452,937.75</b>
<b>Public Two-Year Colleges</b>								
Crowder College	746	\$2,923,927.00	414	\$373,234.00	5	\$9,000.00	1,078	\$3,306,161.00
East Central College	558	\$1,108,790.70	257	\$223,988.08	18	\$28,500.00	790	\$1,361,278.78
Jefferson College	698	\$1,478,693.65	345	\$304,710.00	11	\$18,500.00	1,015	\$1,801,903.65
Metropolitan Community College	2,093	\$5,779,147.00	1,062	\$950,827.00	45	\$74,000.00	3,077	\$6,803,974.00
Metropolitan Community Colleges - Longview	0	\$0.00	0	\$0.00	0	\$0.00	0	\$0.00
Metropolitan Community Colleges - Maple	0	\$0.00	0	\$0.00	0	\$0.00	0	\$0.00
Mineral Area College	390	\$838,205.00	247	\$228,352.00	4	\$4,000.00	617	\$1,070,557.00
Moberly Area Community College	973	\$2,318,224.30	396	\$356,662.46	15	\$22,000.00	1,329	\$2,696,886.76
North Central Missouri College	420	\$1,132,216.00	213	\$192,590.00	7	\$17,000.00	601	\$1,341,806.00
Ozarks Technical Community College	2,052	\$4,498,955.91	1,346	\$1,225,433.50	32	\$60,500.00	3,265	\$5,784,889.41
St. Charles Community College	1,347	\$4,097,818.00	440	\$396,130.00	44	\$76,500.00	1,757	\$4,570,448.00
St. Louis Community College	1,048	\$2,862,363.20	917	\$803,075.00	33	\$50,500.00	1,962	\$3,715,938.20
St. Louis Community College - Forest Park	0	\$0.00	0	\$0.00	0	\$0.00	0	\$0.00
St. Louis Community College - Meramec	0	\$0.00	0	\$0.00	1	\$1,500.00	1	\$1,500.00
St. Louis Community College - Wildwood	0	\$0.00	0	\$0.00	0	\$0.00	0	\$0.00
State Fair Community College	872	\$3,554,359.50	330	\$283,498.00	7	\$17,000.00	1,141	\$3,854,857.50
Three Rivers College	338	\$1,124,824.50	426	\$401,980.00	4	\$5,500.00	738	\$1,532,304.50
<b>Sector Subtotal:</b>	<b>11,535</b>	<b>\$31,717,524.76</b>	<b>6,393</b>	<b>\$5,740,480.04</b>	<b>226</b>	<b>\$384,500.00</b>	<b>17,371</b>	<b>\$37,842,504.80</b>
<b>Public Two-Year Technical College</b>								
State Technical College of Missouri	1,401	\$10,106,712.00	273	\$458,948.00	14	\$30,000.00	1,526	\$10,595,660.00
<b>Sector Subtotal:</b>	<b>1,401</b>	<b>\$10,106,712.00</b>	<b>273</b>	<b>\$458,948.00</b>	<b>14</b>	<b>\$30,000.00</b>	<b>1,526</b>	<b>\$10,595,660.00</b>

Tab 7, Attachment A  
2022-2023 A+, Access, Bright Flight, and Fast Track Payment Table

Missouri Department of Higher Education and Workforce Development  
Student Financial Assistance Program(s)  
Payment Table 2022 - 2023  
As of June 06, 2023

	A+ Scholarship Program		Access Missouri Financial		Bright Flight Scholarship		Total	
	Students	Dollars	Students	Dollars	Students	Dollars	Students <sup>1</sup>	Dollars
<b>Statewide Liberal Arts University</b>								
Truman State University	0	\$0.00	654	\$1,530,976.00	570	\$1,421,500.00	1,087	\$2,952,476.00
<b>Sector Subtotal:</b>	<b>0</b>	<b>\$0.00</b>	<b>654</b>	<b>\$1,530,976.00</b>	<b>570</b>	<b>\$1,421,500.00</b>	<b>1,087</b>	<b>\$2,952,476.00</b>
<b>Virtual Institution</b>								
Western Governors University - Missouri	0	\$0.00	715	\$1,484,479.00	0	\$0.00	715	\$1,484,479.00
<b>Sector Subtotal:</b>	<b>0</b>	<b>\$0.00</b>	<b>715</b>	<b>\$1,484,479.00</b>	<b>0</b>	<b>\$0.00</b>	<b>715</b>	<b>\$1,484,479.00</b>
<b>Program Total<sup>2</sup>:</b>	<b>13,457</b>	<b>\$43,791,942.28</b>	<b>35,917</b>	<b>\$72,444,324.76</b>	<b>8,670</b>	<b>\$21,085,523.00</b>	<b>54,820</b>	<b>\$137,321,790.04</b>
<b>Unduplicated Student Count by Program<sup>3</sup>:</b>	<b>13,427</b>		<b>35,641</b>		<b>8,632</b>			
					<b>Total Unduplicated Student Count<sup>4</sup>:</b>		<b>54,298</b>	

1 - Students: The student counts in this column contain duplication when students received payment under more than one program.

2 - Program Total: The student counts in this row contain duplication when transfer students received payment for a program at more than one institution. The student count at the intersection of the Students

column beneath the All Programs Total Header and the Program Total row contains duplication when students received payments for more than one program and/or at more than one institution.

3 - Unduplicated Student Count by Program: The student counts in this row include a student only once for each program, even if they were paid at more than one institution.

4 - Total Unduplicated Student Count: The student count in this row is for all programs and includes a student only once, even if they were paid for more than one program and/or at more than one institution.

Tab 7, Attachment B 2022-2023 Fast Track Grant Payment Table

Missouri Department of Higher Education and Workforce Development  
Student Financial Assistance Program(s)  
Payment Table 2022 - 2023  
As of June 06, 2023

	Fast Track Workforce		Total	
	Students	Dollars	Students <sup>1</sup>	Dollars
<b>1862 Land-Grant Universities</b>				
Missouri University of Science and Technology	2	\$23,960.42	2	\$23,960.42
University of Missouri - Columbia	1	\$9,056.66	1	\$9,056.66
University of Missouri - Kansas City	2	\$8,082.65	2	\$8,082.65
University of Missouri - Saint Louis	8	\$30,621.86	8	\$30,621.86
<b>Sector Subtotal:</b>	<b>13</b>	<b>\$71,721.59</b>	<b>13</b>	<b>\$71,721.59</b>
<b>1890 Land-Grant University</b>				
Lincoln University	0	\$0.00	0	\$0.00
<b>Sector Subtotal:</b>	<b>0</b>	<b>\$0.00</b>	<b>0</b>	<b>\$0.00</b>
<b>Comprehensive Universities</b>				
Missouri State University	35	\$104,411.98	35	\$104,411.98
Missouri State University - West Plains	2	\$2,072.00	2	\$2,072.00
Northwest Missouri State University	0	\$0.00	0	\$0.00
Southeast Missouri State University	6	\$15,157.00	6	\$15,157.00
University of Central Missouri	2	\$4,931.00	2	\$4,931.00
<b>Sector Subtotal:</b>	<b>45</b>	<b>\$126,571.98</b>	<b>45</b>	<b>\$126,571.98</b>
<b>Independent Institution for Art &amp; Music</b>				
Kansas City Art Institute	0	\$0.00	0	\$0.00
<b>Sector Subtotal:</b>	<b>0</b>	<b>\$0.00</b>	<b>0</b>	<b>\$0.00</b>
<b>Independent Two-Year Colleges</b>				
Cottey College	0	\$0.00	0	\$0.00
Wentworth Military Academy and College	0	\$0.00	0	\$0.00
<b>Sector Subtotal:</b>	<b>0</b>	<b>\$0.00</b>	<b>0</b>	<b>\$0.00</b>
<b>Independent Universities</b>				
Saint Louis University	0	\$0.00	0	\$0.00
Washington University in St. Louis	0	\$0.00	0	\$0.00
<b>Sector Subtotal:</b>	<b>0</b>	<b>\$0.00</b>	<b>0</b>	<b>\$0.00</b>
<b>Other Independent Four-Year Institutions</b>				

Tab 7, Attachment B 2022-2023 Fast Track Grant Payment Table

Missouri Department of Higher Education and Workforce Development  
Student Financial Assistance Program(s)  
Payment Table 2022 - 2023  
As of June 06, 2023

	Fast Track Workforce		Students <sup>1</sup>	Total
	Students	Dollars		Dollars
Avila University	0	\$0.00	0	\$0.00
Baptist Bible College	0	\$0.00	0	\$0.00
Central Christian College of the Bible	0	\$0.00	0	\$0.00
Central Methodist University	9	\$18,205.25	9	\$18,205.25
College of the Ozarks	0	\$0.00	0	\$0.00
Columbia College	27	\$72,254.68	27	\$72,254.68
Culver-Stockton College	0	\$0.00	0	\$0.00
Drury University	19	\$52,162.18	19	\$52,162.18
Evangel University	2	\$8,878.00	2	\$8,878.00
Fontbonne University	0	\$0.00	0	\$0.00
Hannibal-LaGrange University	0	\$0.00	0	\$0.00
Lindenwood University	6	\$26,094.72	6	\$26,094.72
Maryville University of Saint Louis	12	\$93,549.60	12	\$93,549.60
Missouri Baptist University	13	\$96,483.20	13	\$96,483.20
Missouri Valley College	0	\$0.00	0	\$0.00
Park University	18	\$63,583.20	18	\$63,583.20
Rockhurst University	0	\$0.00	0	\$0.00
Southwest Baptist University	8	\$40,822.56	8	\$40,822.56
Stephens College	0	\$0.00	0	\$0.00
Webster University	0	\$0.00	0	\$0.00
Westminster College	0	\$0.00	0	\$0.00
William Jewell College	0	\$0.00	0	\$0.00
William Woods University	0	\$0.00	0	\$0.00
<b>Sector Subtotal:</b>	<b>114</b>	<b>\$472,033.39</b>	<b>114</b>	<b>\$472,033.39</b>
<b>Professional/Technical Institutions</b>				
Arcadia Valley Career Technology Center	0	\$0.00	0	\$0.00
Bolivar Technical College	40	\$323,356.00	40	\$323,356.00
Boonslick Technical Education Center	0	\$0.00	0	\$0.00
Brookfield Area Career Center	0	\$0.00	0	\$0.00

Tab 7, Attachment B 2022-2023 Fast Track Grant Payment Table

Missouri Department of Higher Education and Workforce Development  
 Student Financial Assistance Program(s)  
 Payment Table 2022 - 2023  
 As of June 06, 2023

	Fast Track Workforce		Students <sup>1</sup>	Total	
	Students	Dollars		Dollars	
Cape Girardeau Career & Tech Center	2	\$9,314.50	2	\$9,314.50	
Career & Technology Center at Fort Osage	0	\$0.00	0	\$0.00	
Carrollton Area Career Center	0	\$0.00	0	\$0.00	
Carthage Technical Center	2	\$969.00	2	\$969.00	
Cass Career Center	5	\$17,703.00	5	\$17,703.00	
Cleveland Chiropractic College	0	\$0.00	0	\$0.00	
Clinton Technical School	0	\$0.00	0	\$0.00	
Columbia Area Career Center	0	\$0.00	0	\$0.00	
Cox College	20	\$119,647.80	20	\$119,647.80	
Current River Career Center	0	\$0.00	0	\$0.00	
Dallas County Career Center	0	\$0.00	0	\$0.00	
Davis H. Hart Career Center	0	\$0.00	0	\$0.00	
Eldon Career Center	0	\$0.00	0	\$0.00	
Excelsior Springs Career Center	0	\$0.00	0	\$0.00	
Four Rivers Career Center	8	\$55,896.71	8	\$55,896.71	
Franklin Technology Center	1	\$2,669.95	1	\$2,669.95	
Gibson Technical Center	0	\$0.00	0	\$0.00	
Goldfarb School of Nursing at Barnes Jewish	3	\$37,931.96	3	\$37,931.96	
Grand River Technical School	0	\$0.00	0	\$0.00	
Hannibal Career and Technical Center	0	\$0.00	0	\$0.00	
Herndon Career Center	0	\$0.00	0	\$0.00	
Hillyard Technical Center	0	\$0.00	0	\$0.00	
Kennett Career & Technology Center	0	\$0.00	0	\$0.00	
Kirksville Area Technical Center	0	\$0.00	0	\$0.00	
Lake Career & Technical Center	0	\$0.00	0	\$0.00	
Lamar Area Voc. Tech School	0	\$0.00	0	\$0.00	
Lebanon Technology & Career Center	0	\$0.00	0	\$0.00	
Lewis & Clark Career Center	0	\$0.00	0	\$0.00	
Lex La-Ray Technical Center	5	\$23,872.32	5	\$23,872.32	



Tab 7, Attachment B 2022-2023 Fast Track Grant Payment Table

Missouri Department of Higher Education and Workforce Development  
 Student Financial Assistance Program(s)  
 Payment Table 2022 - 2023  
 As of June 06, 2023

	Fast Track Workforce		Students <sup>1</sup>	Total	
	Students	Dollars		Dollars	
Logan University	0	\$0.00	0	\$0.00	
Macon Area Vocational School	0	\$0.00	0	\$0.00	
Moberly Area Technical Center	0	\$0.00	0	\$0.00	
Nevada Regional Technical Center	0	\$0.00	0	\$0.00	
New Madrid R-I Tech Skills Center	0	\$0.00	0	\$0.00	
Nichols Career Center	0	\$0.00	0	\$0.00	
North Central Career Center	0	\$0.00	0	\$0.00	
North Technical	0	\$0.00	0	\$0.00	
Northland Career Center	0	\$0.00	0	\$0.00	
Northwest Technical School	0	\$0.00	0	\$0.00	
Ozark Mountain Technical Center	0	\$0.00	0	\$0.00	
Pemiscot County Vocational School of Practical	0	\$0.00	0	\$0.00	
Perryville Area Car & Tech Center	0	\$0.00	0	\$0.00	
Pike-Lincoln Technical Center	0	\$0.00	0	\$0.00	
Poplar Bluff Technical Career Center	0	\$0.00	0	\$0.00	
Ranken Technical College	0	\$0.00	0	\$0.00	
Research College of Nursing	0	\$0.00	0	\$0.00	
Rolla Technical Institute/Center	0	\$0.00	0	\$0.00	
Saint Luke's College of Health Sciences	0	\$0.00	0	\$0.00	
Saline County Career Center	0	\$0.00	0	\$0.00	
Sikeston Career & Technology Center	0	\$0.00	0	\$0.00	
South Central Career Center	15	\$58,327.15	15	\$58,327.15	
South Technical	0	\$0.00	0	\$0.00	
Southeast Missouri Hospital College of Nursing	9	\$47,331.30	9	\$47,331.30	
Southwest Area Career Center	0	\$0.00	0	\$0.00	
Texas County Technical College	0	\$0.00	0	\$0.00	
Unitec Career Center	0	\$0.00	0	\$0.00	
University of Health Sciences and Pharmacy in	0	\$0.00	0	\$0.00	
Warrensburg Area Career Center	0	\$0.00	0	\$0.00	

Tab 7, Attachment B 2022-2023 Fast Track Grant Payment Table

Missouri Department of Higher Education and Workforce Development  
Student Financial Assistance Program(s)  
Payment Table 2022 - 2023  
As of June 06, 2023

	Fast Track Workforce		Total	
	Students	Dollars	Students <sup>1</sup>	Dollars
Waynesville Career Center	0	\$0.00	0	\$0.00
<b>Sector Subtotal:</b>	<b>110</b>	<b>\$697,019.69</b>	<b>110</b>	<b>\$697,019.69</b>
<b>Public Four-Year Universities</b>				
Harris-Stowe State University	2	\$6,359.00	2	\$6,359.00
Missouri Southern State University	9	\$23,214.35	9	\$23,214.35
Missouri Western State University	2	\$7,731.00	2	\$7,731.00
<b>Sector Subtotal:</b>	<b>13</b>	<b>\$37,304.35</b>	<b>13</b>	<b>\$37,304.35</b>
<b>Public Two-Year Colleges</b>				
Crowder College	14	\$50,629.60	14	\$50,629.60
East Central College	24	\$39,573.00	24	\$39,573.00
Jefferson College	21	\$47,045.93	21	\$47,045.93
Metropolitan Community College	2	\$2,034.00	2	\$2,034.00
Metropolitan Community Colleges - Longview	0	\$0.00	0	\$0.00
Metropolitan Community Colleges - Maple	0	\$0.00	0	\$0.00
Mineral Area College	2	\$8,666.00	2	\$8,666.00
Moberly Area Community College	13	\$27,780.72	13	\$27,780.72
North Central Missouri College	7	\$30,015.00	7	\$30,015.00
Ozarks Technical Community College	160	\$361,079.25	160	\$361,079.25
St. Charles Community College	1	\$388.50	1	\$388.50
St. Louis Community College	6	\$4,103.90	6	\$4,103.90
St. Louis Community College - Forest Park	0	\$0.00	0	\$0.00
St. Louis Community College - Meramec	0	\$0.00	0	\$0.00
St. Louis Community College - Wildwood	0	\$0.00	0	\$0.00
State Fair Community College	8	\$31,132.91	8	\$31,132.91
Three Rivers College	9	\$21,289.50	9	\$21,289.50
<b>Sector Subtotal:</b>	<b>267</b>	<b>\$623,738.31</b>	<b>267</b>	<b>\$623,738.31</b>
<b>Public Two-Year Technical College</b>				
State Technical College of Missouri	4	\$31,928.00	4	\$31,928.00
<b>Sector Subtotal:</b>	<b>4</b>	<b>\$31,928.00</b>	<b>4</b>	<b>\$31,928.00</b>

Tab 7, Attachment B 2022-2023 Fast Track Grant Payment Table

Missouri Department of Higher Education and Workforce Development  
 Student Financial Assistance Program(s)  
 Payment Table 2022 - 2023  
 As of June 06, 2023

	Fast Track Workforce		Total	
	Students	Dollars	Students <sup>1</sup>	Dollars
<b>Statewide Liberal Arts University</b>				
Truman State University	0	\$0.00	0	\$0.00
<b>Sector Subtotal:</b>	<b>0</b>	<b>\$0.00</b>	<b>0</b>	<b>\$0.00</b>
<b>Virtual Institution</b>				
Western Governors University - Missouri	36	\$71,272.68	36	\$71,272.68
<b>Sector Subtotal:</b>	<b>36</b>	<b>\$71,272.68</b>	<b>36</b>	<b>\$71,272.68</b>
<b>Certified/Proprietary Schools</b>				
Alambda Systems, LLC	1	\$2,459.58	1	\$2,459.58
Bell-Brown Medical Institute	19	\$56,641.56	19	\$56,641.56
Concorde Career College	1	\$6,955.17	1	\$6,955.17
WTI Joplin Campus	18	\$127,929.30	18	\$127,929.30
Zeta Commercial Driving School	3	\$12,992.80	3	\$12,992.80
<b>Sector Subtotal:</b>	<b>42</b>	<b>\$206,978.41</b>	<b>42</b>	<b>\$206,978.41</b>
<b>Program Total<sup>2</sup>:</b>	<b>644</b>	<b>2,338,568.40</b>	<b>644</b>	<b>2,338,568.40</b>
<b>Total Unduplicated Student Count<sup>4</sup>:</b>	<b>644</b>			

Tab 7, Attachment B 2022-2023 Fast Track Grant Payment Table

Missouri Department of Higher Education and Workforce Development  
Student Financial Assistance Program(s)  
Payment Table 2022 - 2023  
As of June 06, 2023

Fast Track Workforce		Total	
Students	Dollars	Students <sup>1</sup>	Dollars

1 - Students: The student counts in this column contain duplication when students received payment under more than one program.

2 - Program Total: The student counts in this row contain duplication when transfer students received payment for a program at more than one institution. The student count at the intersection of the Students column beneath the All Programs Total Header and the Program Total row contains duplication when students received payments for more than one program and/or at more than one institution.

3 - Unduplicated Student Count by Program: The student counts in this row include a student only once for each program, even if they were paid at more than one institution.

4 - Total Unduplicated Student Count: The student count in this row is for all programs and includes a student only once, even if they were paid for more than one program and/or at more than one institution.

Tab 7, Attachment C 2022-2023 Survivor Programs Payment Table

Missouri Department of Higher Education and Workforce Development  
Student Financial Assistance Program(s)  
Payment Table 2022 - 2023  
As of June 06, 2023

	Public Service Officer		Wartime Veteran's Survivors		Total	
	Students	Dollars	Students	Dollars	Students <sup>1</sup>	Dollars
<b>1862 Land-Grant Universities</b>						
Missouri University of Science and Technology	0	\$0.00	3	\$33,216.97	3	\$33,216.97
University of Missouri - Columbia	4	\$28,207.20	5	\$75,215.85	9	\$103,423.05
University of Missouri - Kansas City	1	\$8,059.20	1	\$13,825.94	2	\$21,885.14
University of Missouri - Saint Louis	0	\$0.00	0	\$0.00	0	\$0.00
<b>Sector Subtotal:</b>	<b>5</b>	<b>\$36,266.40</b>	<b>9</b>	<b>\$122,258.76</b>	<b>14</b>	<b>\$158,525.16</b>
<b>1890 Land-Grant University</b>						
Lincoln University	0	\$0.00	1	\$11,181.10	1	\$11,181.10
<b>Sector Subtotal:</b>	<b>0</b>	<b>\$0.00</b>	<b>1</b>	<b>\$11,181.10</b>	<b>1</b>	<b>\$11,181.10</b>
<b>Comprehensive Universities</b>						
Missouri State University	2	\$16,118.40	4	\$50,404.34	6	\$66,522.74
Missouri State University - West Plains	0	\$0.00	0	\$0.00	0	\$0.00
Northwest Missouri State University	0	\$0.00	0	\$0.00	0	\$0.00
Southeast Missouri State University	2	\$11,118.50	1	\$13,241.25	3	\$24,359.75
University of Central Missouri	1	\$8,059.20	1	\$14,039.28	2	\$22,098.48
<b>Sector Subtotal:</b>	<b>5</b>	<b>\$35,296.10</b>	<b>6</b>	<b>\$77,684.87</b>	<b>11</b>	<b>\$112,980.97</b>
<b>Independent Institution for Art &amp; Music</b>						
Kansas City Art Institute	0	\$0.00	0	\$0.00	0	\$0.00
<b>Sector Subtotal:</b>	<b>0</b>	<b>\$0.00</b>	<b>0</b>	<b>\$0.00</b>	<b>0</b>	<b>\$0.00</b>
<b>Independent Two-Year Colleges</b>						
Cottey College	0	\$0.00	0	\$0.00	0	\$0.00
Wentworth Military Academy and College	0	\$0.00	0	\$0.00	0	\$0.00
<b>Sector Subtotal:</b>	<b>0</b>	<b>\$0.00</b>	<b>0</b>	<b>\$0.00</b>	<b>0</b>	<b>\$0.00</b>
<b>Independent Universities</b>						
Saint Louis University	0	\$0.00	0	\$0.00	0	\$0.00
Washington University in St. Louis	0	\$0.00	0	\$0.00	0	\$0.00
<b>Sector Subtotal:</b>	<b>0</b>	<b>\$0.00</b>	<b>0</b>	<b>\$0.00</b>	<b>0</b>	<b>\$0.00</b>
<b>Other Independent Four-Year Institutions</b>						

Tab 7, Attachment C 2022-2023 Survivor Programs Payment Table

Missouri Department of Higher Education and Workforce Development  
Student Financial Assistance Program(s)  
Payment Table 2022 - 2023  
As of June 06, 2023

	Public Service Officer		Wartime Veteran's Survivors		Students <sup>1</sup>	Total Dollars
	Students	Dollars	Students	Dollars		
Avila University	0	\$0.00	0	\$0.00	0	\$0.00
Baptist Bible College	0	\$0.00	0	\$0.00	0	\$0.00
Central Christian College of the Bible	0	\$0.00	0	\$0.00	0	\$0.00
Central Methodist University	0	\$0.00	0	\$0.00	0	\$0.00
College of the Ozarks	2	\$12,088.80	0	\$0.00	2	\$12,088.80
Columbia College	0	\$0.00	0	\$0.00	0	\$0.00
Culver-Stockton College	0	\$0.00	0	\$0.00	0	\$0.00
Drury University	0	\$0.00	0	\$0.00	0	\$0.00
Evangel University	0	\$0.00	0	\$0.00	0	\$0.00
Fontbonne University	0	\$0.00	0	\$0.00	0	\$0.00
Hannibal-LaGrange University	0	\$0.00	0	\$0.00	0	\$0.00
Lindenwood University	1	\$8,059.20	0	\$0.00	1	\$8,059.20
Maryville University of Saint Louis	0	\$0.00	0	\$0.00	0	\$0.00
Missouri Baptist University	0	\$0.00	0	\$0.00	0	\$0.00
Missouri Valley College	0	\$0.00	0	\$0.00	0	\$0.00
Park University	0	\$0.00	0	\$0.00	0	\$0.00
Rockhurst University	0	\$0.00	0	\$0.00	0	\$0.00
Southwest Baptist University	1	\$4,029.60	0	\$0.00	1	\$4,029.60
Stephens College	0	\$0.00	0	\$0.00	0	\$0.00
Webster University	0	\$0.00	0	\$0.00	0	\$0.00
Westminster College	0	\$0.00	0	\$0.00	0	\$0.00
William Jewell College	0	\$0.00	0	\$0.00	0	\$0.00
William Woods University	0	\$0.00	0	\$0.00	0	\$0.00
<b>Sector Subtotal:</b>	<b>4</b>	<b>\$24,177.60</b>	<b>0</b>	<b>\$0.00</b>	<b>4</b>	<b>\$24,177.60</b>
<b>Professional/Technical Institutions</b>						
Arcadia Valley Career Technology Center	0	\$0.00	0	\$0.00	0	\$0.00
Bolivar Technical College	0	\$0.00	0	\$0.00	0	\$0.00
Boonslick Technical Education Center	0	\$0.00	0	\$0.00	0	\$0.00
Brookfield Area Career Center	0	\$0.00	0	\$0.00	0	\$0.00

Tab 7, Attachment C 2022-2023 Survivor Programs Payment Table

Missouri Department of Higher Education and Workforce Development  
Student Financial Assistance Program(s)  
Payment Table 2022 - 2023  
As of June 06, 2023

	Public Service Officer		Wartime Veteran's Survivors		Students <sup>1</sup>	Total Dollars
	Students	Dollars	Students	Dollars		
Cape Girardeau Career & Tech Center	0	\$0.00	0	\$0.00	0	\$0.00
Career & Technology Center at Fort Osage	0	\$0.00	0	\$0.00	0	\$0.00
Carrollton Area Career Center	0	\$0.00	0	\$0.00	0	\$0.00
Carthage Technical Center	0	\$0.00	0	\$0.00	0	\$0.00
Cass Career Center	0	\$0.00	0	\$0.00	0	\$0.00
Cleveland Chiropractic College	0	\$0.00	0	\$0.00	0	\$0.00
Clinton Technical School	0	\$0.00	0	\$0.00	0	\$0.00
Columbia Area Career Center	0	\$0.00	0	\$0.00	0	\$0.00
Cox College	0	\$0.00	0	\$0.00	0	\$0.00
Current River Career Center	0	\$0.00	0	\$0.00	0	\$0.00
Dallas County Career Center	0	\$0.00	0	\$0.00	0	\$0.00
Davis H. Hart Career Center	0	\$0.00	0	\$0.00	0	\$0.00
Eldon Career Center	0	\$0.00	0	\$0.00	0	\$0.00
Excelsior Springs Career Center	0	\$0.00	0	\$0.00	0	\$0.00
Four Rivers Career Center	0	\$0.00	0	\$0.00	0	\$0.00
Franklin Technology Center	0	\$0.00	0	\$0.00	0	\$0.00
Gibson Technical Center	0	\$0.00	0	\$0.00	0	\$0.00
Goldfarb School of Nursing at Barnes Jewish	0	\$0.00	0	\$0.00	0	\$0.00
Grand River Technical School	0	\$0.00	0	\$0.00	0	\$0.00
Hannibal Career and Technical Center	0	\$0.00	0	\$0.00	0	\$0.00
Herndon Career Center	0	\$0.00	0	\$0.00	0	\$0.00
Hillyard Technical Center	0	\$0.00	0	\$0.00	0	\$0.00
Kennett Career & Technology Center	0	\$0.00	0	\$0.00	0	\$0.00
Kirksville Area Technical Center	0	\$0.00	0	\$0.00	0	\$0.00
Lake Career & Technical Center	0	\$0.00	0	\$0.00	0	\$0.00
Lamar Area Voc. Tech School	0	\$0.00	0	\$0.00	0	\$0.00
Lebanon Technology & Career Center	0	\$0.00	0	\$0.00	0	\$0.00
Lewis & Clark Career Center	0	\$0.00	0	\$0.00	0	\$0.00
Lex La-Ray Technical Center	0	\$0.00	0	\$0.00	0	\$0.00

Tab 7, Attachment C 2022-2023 Survivor Programs Payment Table

Missouri Department of Higher Education and Workforce Development  
Student Financial Assistance Program(s)  
Payment Table 2022 - 2023  
As of June 06, 2023

	Public Service Officer		Wartime Veteran's Survivors		Students <sup>1</sup>	Total Dollars
	Students	Dollars	Students	Dollars		
Logan University	0	\$0.00	0	\$0.00	0	\$0.00
Macon Area Vocational School	0	\$0.00	0	\$0.00	0	\$0.00
Moberly Area Technical Center	0	\$0.00	0	\$0.00	0	\$0.00
Nevada Regional Technical Center	0	\$0.00	0	\$0.00	0	\$0.00
New Madrid R-I Tech Skills Center	0	\$0.00	0	\$0.00	0	\$0.00
Nichols Career Center	0	\$0.00	0	\$0.00	0	\$0.00
North Central Career Center	0	\$0.00	0	\$0.00	0	\$0.00
North Technical	0	\$0.00	0	\$0.00	0	\$0.00
Northland Career Center	0	\$0.00	0	\$0.00	0	\$0.00
Northwest Technical School	0	\$0.00	0	\$0.00	0	\$0.00
Ozark Mountain Technical Center	0	\$0.00	0	\$0.00	0	\$0.00
Pemiscot County Vocational School of Practical	0	\$0.00	0	\$0.00	0	\$0.00
Perryville Area Car & Tech Center	0	\$0.00	0	\$0.00	0	\$0.00
Pike-Lincoln Technical Center	0	\$0.00	0	\$0.00	0	\$0.00
Poplar Bluff Technical Career Center	0	\$0.00	0	\$0.00	0	\$0.00
Ranken Technical College	0	\$0.00	0	\$0.00	0	\$0.00
Research College of Nursing	0	\$0.00	0	\$0.00	0	\$0.00
Rolla Technical Institute/Center	0	\$0.00	0	\$0.00	0	\$0.00
Saint Luke's College of Health Sciences	0	\$0.00	0	\$0.00	0	\$0.00
Saline County Career Center	0	\$0.00	0	\$0.00	0	\$0.00
Sikeston Career & Technology Center	0	\$0.00	0	\$0.00	0	\$0.00
South Central Career Center	0	\$0.00	0	\$0.00	0	\$0.00
South Technical	0	\$0.00	0	\$0.00	0	\$0.00
Southeast Missouri Hospital College of Nursing	0	\$0.00	0	\$0.00	0	\$0.00
Southwest Area Career Center	0	\$0.00	0	\$0.00	0	\$0.00
Texas County Technical College	0	\$0.00	0	\$0.00	0	\$0.00
Unitec Career Center	0	\$0.00	0	\$0.00	0	\$0.00
University of Health Sciences and Pharmacy in	0	\$0.00	0	\$0.00	0	\$0.00
Warrensburg Area Career Center	0	\$0.00	0	\$0.00	0	\$0.00



Tab 7, Attachment C 2022-2023 Survivor Programs Payment Table

Missouri Department of Higher Education and Workforce Development  
Student Financial Assistance Program(s)  
Payment Table 2022 - 2023  
As of June 06, 2023

	Public Service Officer		Wartime Veteran's Survivors		Total	
	Students	Dollars	Students	Dollars	Students <sup>1</sup>	Dollars
Waynesville Career Center	0	\$0.00	0	\$0.00	0	\$0.00
<b>Sector Subtotal:</b>	<b>0</b>	<b>\$0.00</b>	<b>0</b>	<b>\$0.00</b>	<b>0</b>	<b>\$0.00</b>
<b>Public Four-Year Universities</b>						
Harris-Stowe State University	0	\$0.00	0	\$0.00	0	\$0.00
Missouri Southern State University	0	\$0.00	0	\$0.00	0	\$0.00
Missouri Western State University	0	\$0.00	0	\$0.00	0	\$0.00
<b>Sector Subtotal:</b>	<b>0</b>	<b>\$0.00</b>	<b>0</b>	<b>\$0.00</b>	<b>0</b>	<b>\$0.00</b>
<b>Public Two-Year Colleges</b>						
Crowder College	0	\$0.00	0	\$0.00	0	\$0.00
East Central College	0	\$0.00	0	\$0.00	0	\$0.00
Jefferson College	0	\$0.00	0	\$0.00	0	\$0.00
Metropolitan Community College	0	\$0.00	0	\$0.00	0	\$0.00
Metropolitan Community Colleges - Longview	0	\$0.00	0	\$0.00	0	\$0.00
Metropolitan Community Colleges - Maple	0	\$0.00	0	\$0.00	0	\$0.00
Mineral Area College	0	\$0.00	0	\$0.00	0	\$0.00
Moberly Area Community College	0	\$0.00	0	\$0.00	0	\$0.00
North Central Missouri College	0	\$0.00	0	\$0.00	0	\$0.00
Ozarks Technical Community College	1	\$2,032.00	1	\$9,450.26	2	\$11,482.26
St. Charles Community College	0	\$0.00	0	\$0.00	0	\$0.00
St. Louis Community College	0	\$0.00	0	\$0.00	0	\$0.00
St. Louis Community College - Forest Park	0	\$0.00	0	\$0.00	0	\$0.00
St. Louis Community College - Meramec	0	\$0.00	0	\$0.00	0	\$0.00
St. Louis Community College - Wildwood	0	\$0.00	0	\$0.00	0	\$0.00
State Fair Community College	0	\$0.00	0	\$0.00	0	\$0.00
Three Rivers College	0	\$0.00	0	\$0.00	0	\$0.00
<b>Sector Subtotal:</b>	<b>1</b>	<b>\$2,032.00</b>	<b>1</b>	<b>\$9,450.26</b>	<b>2</b>	<b>\$11,482.26</b>
<b>Public Two-Year Technical College</b>						
State Technical College of Missouri	0	\$0.00	0	\$0.00	0	\$0.00
<b>Sector Subtotal:</b>	<b>0</b>	<b>\$0.00</b>	<b>0</b>	<b>\$0.00</b>	<b>0</b>	<b>\$0.00</b>

Tab 7, Attachment C 2022-2023 Survivor Programs Payment Table

Missouri Department of Higher Education and Workforce Development  
Student Financial Assistance Program(s)  
Payment Table 2022 - 2023  
As of June 06, 2023

	Public Service Officer		Wartime Veteran's Survivors		Total	
	Students	Dollars	Students	Dollars	Students <sup>1</sup>	Dollars
<b>Statewide Liberal Arts University</b>						
Truman State University	0	\$0.00	1	\$13,834.78	1	\$13,834.78
<b>Sector Subtotal:</b>	<b>0</b>	<b>\$0.00</b>	<b>1</b>	<b>\$13,834.78</b>	<b>1</b>	<b>\$13,834.78</b>
<b>Virtual Institution</b>						
Western Governors University - Missouri	0	\$0.00	0	\$0.00	0	\$0.00
<b>Sector Subtotal:</b>	<b>0</b>	<b>\$0.00</b>	<b>0</b>	<b>\$0.00</b>	<b>0</b>	<b>\$0.00</b>
<b>Program Total<sup>2</sup>:</b>	<b>15</b>	<b>\$97,772.10</b>	<b>18</b>	<b>\$234,409.77</b>	<b>33</b>	<b>\$332,181.87</b>
<b>Unduplicated Student Count by Program<sup>3</sup>:</b>	<b>13</b>		<b>18</b>			
			<b>Total Unduplicated Student Count<sup>4</sup>:</b>		<b>31</b>	

1 - Students: The student counts in this column contain duplication when students received payment under more than one program.

2 - Program Total: The student counts in this row contain duplication when transfer students received payment for a program at more than one institution. The student count at the intersection of the Students column beneath the All Programs Total Header and the Program Total row contains duplication when students received payments for more than one program and/or at more than one institution.

3 - Unduplicated Student Count by Program: The student counts in this row include a student only once for each program, even if they were paid at more than one institution.

4 - Total Unduplicated Student Count: The student count in this row is for all programs and includes a student only once, even if they were paid for more than one program and/or at more than one institution.

Tab 7, Attachment D  
2022-2023 AP Incentive and Minority and Underrepresented Environmental Literacy Payment Table

Missouri Department of Higher Education and Workforce Development  
Student Financial Assistance Program(s)  
Payment Table 2022 - 2023  
As of June 06, 2023

	Advanced Placement Incentive Grant		Kids' Chance Scholarship		Minority and Underrepresented Environmental Literacy		Total	
	Students	Dollars	Students	Dollars	Students	Dollars	Students <sup>1</sup>	Dollars
<b>1862 Land-Grant Universities</b>								
Missouri University of Science and Technology	0	\$0.00	0	\$0.00	1	\$7,968.00	1	\$7,968.00
University of Missouri - Columbia	2	\$1,000.00	0	\$0.00	2	\$15,936.00	4	\$16,936.00
University of Missouri - Kansas City	0	\$0.00	0	\$0.00	0	\$0.00	0	\$0.00
University of Missouri - Saint Louis	0	\$0.00	0	\$0.00	0	\$0.00	0	\$0.00
<b>Sector Subtotal:</b>	<b>2</b>	<b>\$1,000.00</b>	<b>0</b>	<b>\$0.00</b>	<b>3</b>	<b>\$23,904.00</b>	<b>5</b>	<b>\$24,904.00</b>
<b>1890 Land-Grant University</b>								
Lincoln University	0	\$0.00	0	\$0.00	0	\$0.00	0	\$0.00
<b>Sector Subtotal:</b>	<b>0</b>	<b>\$0.00</b>	<b>0</b>	<b>\$0.00</b>	<b>0</b>	<b>\$0.00</b>	<b>0</b>	<b>\$0.00</b>
<b>Comprehensive Universities</b>								
Missouri State University	2	\$1,000.00	2	\$14,000.00	0	\$0.00	4	\$15,000.00
Missouri State University - West Plains	0	\$0.00	0	\$0.00	0	\$0.00	0	\$0.00
Northwest Missouri State University	0	\$0.00	0	\$0.00	0	\$0.00	0	\$0.00
Southeast Missouri State University	0	\$0.00	0	\$0.00	0	\$0.00	0	\$0.00
University of Central Missouri	0	\$0.00	0	\$0.00	0	\$0.00	0	\$0.00
<b>Sector Subtotal:</b>	<b>2</b>	<b>\$1,000.00</b>	<b>2</b>	<b>\$14,000.00</b>	<b>0</b>	<b>\$0.00</b>	<b>4</b>	<b>\$15,000.00</b>
<b>Independent Institution for Art &amp; Music</b>								
Kansas City Art Institute	0	\$0.00	0	\$0.00	0	\$0.00	0	\$0.00
<b>Sector Subtotal:</b>	<b>0</b>	<b>\$0.00</b>	<b>0</b>	<b>\$0.00</b>	<b>0</b>	<b>\$0.00</b>	<b>0</b>	<b>\$0.00</b>
<b>Independent Two-Year Colleges</b>								
Cottey College	0	\$0.00	0	\$0.00	0	\$0.00	0	\$0.00
Wentworth Military Academy and College	0	\$0.00	0	\$0.00	0	\$0.00	0	\$0.00
<b>Sector Subtotal:</b>	<b>0</b>	<b>\$0.00</b>	<b>0</b>	<b>\$0.00</b>	<b>0</b>	<b>\$0.00</b>	<b>0</b>	<b>\$0.00</b>
<b>Independent Universities</b>								
Saint Louis University	0	\$0.00	0	\$0.00	0	\$0.00	0	\$0.00
Washington University in St. Louis	3	\$1,500.00	0	\$0.00	0	\$0.00	3	\$1,500.00
<b>Sector Subtotal:</b>	<b>3</b>	<b>\$1,500.00</b>	<b>0</b>	<b>\$0.00</b>	<b>0</b>	<b>\$0.00</b>	<b>3</b>	<b>\$1,500.00</b>

Tab 7, Attachment D  
2022-2023 AP Incentive and Minority and Underrepresented Environmental Literacy Payment Table

Missouri Department of Higher Education and Workforce Development  
Student Financial Assistance Program(s)  
Payment Table 2022 - 2023  
As of June 06, 2023

	Advanced Placement Incentive Grant		Kids' Chance Scholarship		Minority and Underrepresented Environmental Literacy		Total	
	Students	Dollars	Students	Dollars	Students	Dollars	Students <sup>1</sup>	Dollars
<b>Other Independent Four-Year Institutions</b>								
Avila University	0	\$0.00	0	\$0.00	0	\$0.00	0	\$0.00
Baptist Bible College	0	\$0.00	0	\$0.00	0	\$0.00	0	\$0.00
Central Christian College of the Bible	0	\$0.00	0	\$0.00	0	\$0.00	0	\$0.00
Central Methodist University	0	\$0.00	0	\$0.00	1	\$3,983.00	1	\$3,983.00
College of the Ozarks	0	\$0.00	0	\$0.00	0	\$0.00	0	\$0.00
Columbia College	0	\$0.00	0	\$0.00	0	\$0.00	0	\$0.00
Culver-Stockton College	0	\$0.00	0	\$0.00	0	\$0.00	0	\$0.00
Drury University	0	\$0.00	0	\$0.00	0	\$0.00	0	\$0.00
Evangel University	0	\$0.00	0	\$0.00	0	\$0.00	0	\$0.00
Fontbonne University	0	\$0.00	0	\$0.00	0	\$0.00	0	\$0.00
Hannibal-LaGrange University	0	\$0.00	0	\$0.00	0	\$0.00	0	\$0.00
Lindenwood University	0	\$0.00	0	\$0.00	0	\$0.00	0	\$0.00
Maryville University of Saint Louis	0	\$0.00	0	\$0.00	0	\$0.00	0	\$0.00
Missouri Baptist University	0	\$0.00	0	\$0.00	0	\$0.00	0	\$0.00
Missouri Valley College	0	\$0.00	0	\$0.00	0	\$0.00	0	\$0.00
Park University	0	\$0.00	0	\$0.00	0	\$0.00	0	\$0.00
Rockhurst University	0	\$0.00	0	\$0.00	0	\$0.00	0	\$0.00
Southwest Baptist University	0	\$0.00	0	\$0.00	0	\$0.00	0	\$0.00
Stephens College	0	\$0.00	0	\$0.00	0	\$0.00	0	\$0.00
Webster University	0	\$0.00	0	\$0.00	0	\$0.00	0	\$0.00
Westminster College	0	\$0.00	0	\$0.00	0	\$0.00	0	\$0.00
William Jewell College	0	\$0.00	0	\$0.00	0	\$0.00	0	\$0.00
William Woods University	0	\$0.00	0	\$0.00	0	\$0.00	0	\$0.00
<b>Sector Subtotal:</b>	<b>0</b>	<b>\$0.00</b>	<b>0</b>	<b>\$0.00</b>	<b>1</b>	<b>\$3,983.00</b>	<b>1</b>	<b>\$3,983.00</b>
<b>Professional/Technical Institutions</b>								
Arcadia Valley Career Technology Center	0	\$0.00	0	\$0.00	0	\$0.00	0	\$0.00
Bolivar Technical College	0	\$0.00	0	\$0.00	0	\$0.00	0	\$0.00

Tab 7, Attachment D  
2022-2023 AP Incentive and Minority and Underrepresented Environmental Literacy Payment Table

Missouri Department of Higher Education and Workforce Development  
Student Financial Assistance Program(s)  
Payment Table 2022 - 2023  
As of June 06, 2023

	Advanced Placement Incentive Grant		Kids' Chance Scholarship		Minority and Underrepresented Environmental Literacy		Total	
	Students	Dollars	Students	Dollars	Students	Dollars	Students <sup>1</sup>	Dollars
Boonslick Technical Education Center	0	\$0.00	0	\$0.00	0	\$0.00	0	\$0.00
Brookfield Area Career Center	0	\$0.00	0	\$0.00	0	\$0.00	0	\$0.00
Cape Girardeau Career & Tech Center	0	\$0.00	0	\$0.00	0	\$0.00	0	\$0.00
Career & Technology Center at Fort Osage	0	\$0.00	0	\$0.00	0	\$0.00	0	\$0.00
Carrollton Area Career Center	0	\$0.00	0	\$0.00	0	\$0.00	0	\$0.00
Carthage Technical Center	0	\$0.00	0	\$0.00	0	\$0.00	0	\$0.00
Cass Career Center	0	\$0.00	0	\$0.00	0	\$0.00	0	\$0.00
Cleveland Chiropractic College	0	\$0.00	0	\$0.00	0	\$0.00	0	\$0.00
Clinton Technical School	0	\$0.00	0	\$0.00	0	\$0.00	0	\$0.00
Columbia Area Career Center	0	\$0.00	0	\$0.00	0	\$0.00	0	\$0.00
Cox College	0	\$0.00	0	\$0.00	0	\$0.00	0	\$0.00
Current River Career Center	0	\$0.00	0	\$0.00	0	\$0.00	0	\$0.00
Dallas County Career Center	0	\$0.00	0	\$0.00	0	\$0.00	0	\$0.00
Davis H. Hart Career Center	0	\$0.00	0	\$0.00	0	\$0.00	0	\$0.00
Eldon Career Center	0	\$0.00	0	\$0.00	0	\$0.00	0	\$0.00
Excelsior Springs Career Center	0	\$0.00	0	\$0.00	0	\$0.00	0	\$0.00
Four Rivers Career Center	0	\$0.00	0	\$0.00	0	\$0.00	0	\$0.00
Franklin Technology Center	0	\$0.00	0	\$0.00	0	\$0.00	0	\$0.00
Gibson Technical Center	0	\$0.00	0	\$0.00	0	\$0.00	0	\$0.00
Goldfarb School of Nursing at Barnes Jewish	0	\$0.00	0	\$0.00	0	\$0.00	0	\$0.00
Grand River Technical School	0	\$0.00	0	\$0.00	0	\$0.00	0	\$0.00
Hannibal Career and Technical Center	0	\$0.00	0	\$0.00	0	\$0.00	0	\$0.00
Herndon Career Center	0	\$0.00	0	\$0.00	0	\$0.00	0	\$0.00
Hillyard Technical Center	0	\$0.00	0	\$0.00	0	\$0.00	0	\$0.00
Kennett Career & Technology Center	0	\$0.00	0	\$0.00	0	\$0.00	0	\$0.00
Kirksville Area Technical Center	0	\$0.00	0	\$0.00	0	\$0.00	0	\$0.00
Lake Career & Technical Center	0	\$0.00	0	\$0.00	0	\$0.00	0	\$0.00
Lamar Area Voc. Tech School	0	\$0.00	0	\$0.00	0	\$0.00	0	\$0.00

Tab 7, Attachment D  
2022-2023 AP Incentive and Minority and Underrepresented Environmental Literacy Payment Table

Missouri Department of Higher Education and Workforce Development  
Student Financial Assistance Program(s)  
Payment Table 2022 - 2023  
As of June 06, 2023

	Advanced Placement Incentive Grant		Kids' Chance Scholarship		Minority and Underrepresented Environmental Literacy		Total	
	Students	Dollars	Students	Dollars	Students	Dollars	Students <sup>1</sup>	Dollars
Lebanon Technology & Career Center	0	\$0.00	0	\$0.00	0	\$0.00	0	\$0.00
Lewis & Clark Career Center	0	\$0.00	0	\$0.00	0	\$0.00	0	\$0.00
Lex La-Ray Technical Center	0	\$0.00	0	\$0.00	0	\$0.00	0	\$0.00
Logan University	0	\$0.00	0	\$0.00	0	\$0.00	0	\$0.00
Macon Area Vocational School	0	\$0.00	0	\$0.00	0	\$0.00	0	\$0.00
Moberly Area Technical Center	0	\$0.00	0	\$0.00	0	\$0.00	0	\$0.00
Nevada Regional Technical Center	0	\$0.00	0	\$0.00	0	\$0.00	0	\$0.00
New Madrid R-I Tech Skills Center	0	\$0.00	0	\$0.00	0	\$0.00	0	\$0.00
Nichols Career Center	0	\$0.00	0	\$0.00	0	\$0.00	0	\$0.00
North Central Career Center	0	\$0.00	0	\$0.00	0	\$0.00	0	\$0.00
North Technical	0	\$0.00	0	\$0.00	0	\$0.00	0	\$0.00
Northland Career Center	0	\$0.00	0	\$0.00	0	\$0.00	0	\$0.00
Northwest Technical School	0	\$0.00	0	\$0.00	0	\$0.00	0	\$0.00
Ozark Mountain Technical Center	0	\$0.00	0	\$0.00	0	\$0.00	0	\$0.00
Pemiscot County Vocational School of Practical	0	\$0.00	0	\$0.00	0	\$0.00	0	\$0.00
Perryville Area Car & Tech Center	0	\$0.00	0	\$0.00	0	\$0.00	0	\$0.00
Pike-Lincoln Technical Center	0	\$0.00	0	\$0.00	0	\$0.00	0	\$0.00
Poplar Bluff Technical Career Center	0	\$0.00	0	\$0.00	0	\$0.00	0	\$0.00
Ranken Technical College	0	\$0.00	0	\$0.00	0	\$0.00	0	\$0.00
Research College of Nursing	0	\$0.00	0	\$0.00	0	\$0.00	0	\$0.00
Rolla Technical Institute/Center	0	\$0.00	0	\$0.00	0	\$0.00	0	\$0.00
Saint Luke's College of Health Sciences	0	\$0.00	0	\$0.00	0	\$0.00	0	\$0.00
Saline County Career Center	0	\$0.00	0	\$0.00	0	\$0.00	0	\$0.00
Sikeston Career & Technology Center	0	\$0.00	0	\$0.00	0	\$0.00	0	\$0.00
South Central Career Center	0	\$0.00	0	\$0.00	0	\$0.00	0	\$0.00
South Technical	0	\$0.00	0	\$0.00	0	\$0.00	0	\$0.00
Southeast Missouri Hospital College of Nursing	0	\$0.00	0	\$0.00	0	\$0.00	0	\$0.00
Southwest Area Career Center	0	\$0.00	0	\$0.00	0	\$0.00	0	\$0.00

Tab 7, Attachment D  
2022-2023 AP Incentive and Minority and Underrepresented Environmental Literacy Payment Table

Missouri Department of Higher Education and Workforce Development  
Student Financial Assistance Program(s)  
Payment Table 2022 - 2023  
As of June 06, 2023

	Advanced Placement Incentive Grant		Kids' Chance Scholarship		Minority and Underrepresented Environmental Literacy		Total	
	Students	Dollars	Students	Dollars	Students	Dollars	Students <sup>1</sup>	Dollars
Texas County Technical College	0	\$0.00	0	\$0.00	0	\$0.00	0	\$0.00
Unitec Career Center	0	\$0.00	0	\$0.00	0	\$0.00	0	\$0.00
University of Health Sciences and Pharmacy in	0	\$0.00	0	\$0.00	0	\$0.00	0	\$0.00
Warrensburg Area Career Center	0	\$0.00	0	\$0.00	0	\$0.00	0	\$0.00
Waynesville Career Center	0	\$0.00	0	\$0.00	0	\$0.00	0	\$0.00
<b>Sector Subtotal:</b>	<b>0</b>	<b>\$0.00</b>	<b>0</b>	<b>\$0.00</b>	<b>0</b>	<b>\$0.00</b>	<b>0</b>	<b>\$0.00</b>
<b>Public Four-Year Universities</b>								
Harris-Stowe State University	0	\$0.00	0	\$0.00	0	\$0.00	0	\$0.00
Missouri Southern State University	0	\$0.00	0	\$0.00	0	\$0.00	0	\$0.00
Missouri Western State University	0	\$0.00	0	\$0.00	0	\$0.00	0	\$0.00
<b>Sector Subtotal:</b>	<b>0</b>	<b>\$0.00</b>	<b>0</b>	<b>\$0.00</b>	<b>0</b>	<b>\$0.00</b>	<b>0</b>	<b>\$0.00</b>
<b>Public Two-Year Colleges</b>								
Crowder College	0	\$0.00	0	\$0.00	0	\$0.00	0	\$0.00
East Central College	0	\$0.00	0	\$0.00	0	\$0.00	0	\$0.00
Jefferson College	0	\$0.00	0	\$0.00	0	\$0.00	0	\$0.00
Metropolitan Community College	0	\$0.00	0	\$0.00	0	\$0.00	0	\$0.00
Metropolitan Community Colleges - Longview	0	\$0.00	0	\$0.00	0	\$0.00	0	\$0.00
Metropolitan Community Colleges - Maple	0	\$0.00	0	\$0.00	0	\$0.00	0	\$0.00
Mineral Area College	0	\$0.00	0	\$0.00	0	\$0.00	0	\$0.00
Moberly Area Community College	0	\$0.00	0	\$0.00	0	\$0.00	0	\$0.00
North Central Missouri College	0	\$0.00	0	\$0.00	0	\$0.00	0	\$0.00
Ozarks Technical Community College	0	\$0.00	0	\$0.00	0	\$0.00	0	\$0.00
St. Charles Community College	0	\$0.00	0	\$0.00	0	\$0.00	0	\$0.00
St. Louis Community College	0	\$0.00	0	\$0.00	0	\$0.00	0	\$0.00
St. Louis Community College - Forest Park	0	\$0.00	0	\$0.00	0	\$0.00	0	\$0.00
St. Louis Community College - Meramec	0	\$0.00	0	\$0.00	0	\$0.00	0	\$0.00
St. Louis Community College - Wildwood	0	\$0.00	0	\$0.00	0	\$0.00	0	\$0.00
State Fair Community College	0	\$0.00	0	\$0.00	0	\$0.00	0	\$0.00

Tab 7, Attachment D  
2022-2023 AP Incentive and Minority and Underrepresented Environmental Literacy Payment Table

Missouri Department of Higher Education and Workforce Development  
Student Financial Assistance Program(s)  
Payment Table 2022 - 2023  
As of June 06, 2023

	Advanced Placement Incentive Grant		Kids' Chance Scholarship		Minority and Underrepresented Environmental Literacy		Total	
	Students	Dollars	Students	Dollars	Students	Dollars	Students <sup>1</sup>	Dollars
Three Rivers College	0	\$0.00	0	\$0.00	0	\$0.00	0	\$0.00
<b>Sector Subtotal:</b>	<b>0</b>	<b>\$0.00</b>	<b>0</b>	<b>\$0.00</b>	<b>0</b>	<b>\$0.00</b>	<b>0</b>	<b>\$0.00</b>
<b>Public Two-Year Technical College</b>								
State Technical College of Missouri	0	\$0.00	0	\$0.00	0	\$0.00	0	\$0.00
<b>Sector Subtotal:</b>	<b>0</b>	<b>\$0.00</b>	<b>0</b>	<b>\$0.00</b>	<b>0</b>	<b>\$0.00</b>	<b>0</b>	<b>\$0.00</b>
<b>Statewide Liberal Arts University</b>								
Truman State University	0	\$0.00	0	\$0.00	1	\$7,968.00	1	\$7,968.00
<b>Sector Subtotal:</b>	<b>0</b>	<b>\$0.00</b>	<b>0</b>	<b>\$0.00</b>	<b>1</b>	<b>\$7,968.00</b>	<b>1</b>	<b>\$7,968.00</b>
<b>Virtual Institution</b>								
Western Governors University - Missouri	0	\$0.00	0	\$0.00	0	\$0.00	0	\$0.00
<b>Sector Subtotal:</b>	<b>0</b>	<b>\$0.00</b>	<b>0</b>	<b>\$0.00</b>	<b>0</b>	<b>\$0.00</b>	<b>0</b>	<b>\$0.00</b>
<b>Program Total<sup>2</sup>:</b>	<b>7</b>	<b>\$3,500.00</b>	<b>2</b>	<b>\$14,000.00</b>	<b>5</b>	<b>\$35,855.00</b>	<b>14</b>	<b>\$53,355.00</b>
<b>Unduplicated Student Count by Program<sup>3</sup>:</b>	<b>7</b>		<b>2</b>		<b>5</b>		<b>14</b>	
					<b>Total Unduplicated Student Count<sup>4</sup>:</b>		<b>14</b>	

1 - Students: The student counts in this column contain duplication when students received payment under more than one program.  
2 - Program Total: The student counts in this row contain duplication when transfer students received payment for a program at more than one institution. The student count at the intersection of the Students column beneath the All Programs Total Header and the Program Total row contains duplication when students received payments for more than one program and/or at more than one institution.  
3 - Unduplicated Student Count by Program: The student counts in this row include a student only once for each program, even if they were paid at more than one institution.  
4 - Total Unduplicated Student Count: The student count in this row is for all programs and includes a student only once, even if they were paid for more than one program and/or at more than one institution.



Missouri Department of Higher Education and Workforce  
Development  
Dual Credit/Dual Enrollment Scholarship  
Payment Table 2022-2023  
As of June 02, 2023

	DHE Code	State GR Payments	State GR Dollars
<b>1862 Land-Grant Universities</b>			
Missouri University of Science and Technology	1030	0	\$0.00
University of Missouri - Columbia	1010	0	\$0.00
University of Missouri - Kansas City	1020	19	\$9,607.83
University of Missouri - Saint Louis	1040	28	\$11,929.20
Sector Subtotal:		47	\$21,537.03
<b>1890 Land-Grant University</b>			
Lincoln University	2030	1	\$225.00
Sector Subtotal:		1	\$225.00
<b>Comprehensive Universities</b>			
Missouri State University	2090	9	\$7,174.00
Missouri State University - West Plains	2100	35	\$22,864.00
Northwest Missouri State University	2070	11	\$4,933.00
Southeast Missouri State University	2080	19	\$15,865.00
University of Central Missouri	2010	54	\$43,747.00
Sector Subtotal:		128	\$94,583.00
<b>Independent Institution for Art &amp;</b>			
Kansas City Art Institute	7010	0	\$0.00
Sector Subtotal:		0	\$0.00
<b>Independent Two-Year Colleges</b>			
Cottey College	6010	0	\$0.00
Sector Subtotal:		0	\$0.00
<b>Independent Universities</b>			
Saint Louis University	4020	5	\$2,175.00
Washington University in St. Louis	4030	0	\$0.00
Sector Subtotal:		5	\$2,175.00
<b>Other Independent Four-Year</b>			
Avila University	5010	0	\$0.00

Missouri Department of Higher Education and Workforce  
Development  
Dual Credit/Dual Enrollment Scholarship  
Payment Table 2022-2023  
As of June 02, 2023

	DHE Code	State GR Payments	State GR Dollars
Central Methodist University	5030	75	\$48,960.00
College of the Ozarks	5160	0	\$0.00
Columbia College	5040	2	\$1,800.00
Culver-Stockton College	5050	0	\$0.00
Drury University	5060	37	\$28,390.00
Evangel University	5070	0	\$0.00
Fontbonne University	5080	0	\$0.00
Hannibal-LaGrange University	5090	3	\$1,580.00
Lindenwood University	5100	1	\$300.00
Maryville University of Saint Louis	5110	0	\$0.00
Missouri Baptist University	5120	53	\$26,560.00
Missouri Valley College	5130	6	\$3,700.00
Park University	5140	0	\$0.00
Rockhurst University	5150	1	\$654.00
Southwest Baptist University	5170	2	\$1,222.00
Stephens College	5180	0	\$0.00
Webster University	5200	0	\$0.00
Westminster College	5210	0	\$0.00
William Jewell College	5220	0	\$0.00
William Woods University	5230	0	\$0.00
Sector Subtotal:		180	\$113,166.00
<b>Professional/Technical Institutions</b>			
Arcadia Valley Career Technology Center	7201	0	\$0.00
Bolivar Technical College	862	0	\$0.00
Boonslick Technical Education Center	7003	0	\$0.00
Brookfield Area Career Center	7203	0	\$0.00
Cape Girardeau Career & Tech Center	7130	0	\$0.00
Career & Technology Center at Fort	7205	0	\$0.00
Carrollton Area Career Center	7140	0	\$0.00

Tab 7, Attachment E  
2022-2023 Dual Credit/Dual Enrollment Scholarship Payment Table

Missouri Department of Higher Education and Workforce  
Development  
Dual Credit/Dual Enrollment Scholarship  
Payment Table 2022-2023  
As of June 02, 2023

	DHE Code	State GR Payments	State GR Dollars
Carthage Technical Center	7207	0	\$0.00
Cass Career Center	249	0	\$0.00
Cleveland Chiropractic College	7005	0	\$0.00
Clinton Technical School	400	0	\$0.00
Columbia Area Career Center	7160	0	\$0.00
Cox College	7004	0	\$0.00
Current River Career Center	7209	0	\$0.00
Dallas County Career Center	7211	0	\$0.00
Davis H. Hart Career Center	7213	0	\$0.00
Eldon Career Center	7101	0	\$0.00
Excelsior Springs Career Center	7215	0	\$0.00
Four Rivers Career Center	7100	0	\$0.00
Franklin Technology Center	7102	0	\$0.00
Gibson Technical Center	7074	0	\$0.00
Goldfarb School of Nursing at Barnes Jewish College	7009	0	\$0.00
Grand River Technical School	7120	0	\$0.00
Hannibal Career and Technical Center	7007	0	\$0.00
Herndon Career Center	7217	0	\$0.00
Hillyard Technical Center	7013	0	\$0.00
Kennett Career & Technology Center	7219	0	\$0.00
Kirksville Area Technical Center	138	0	\$0.00
Lake Career & Technical Center	7221	0	\$0.00
Lamar Area Voc. Tech School	7223	0	\$0.00
Lebanon Technology & Career Center	7149	0	\$0.00
Lewis & Clark Career Center	7225	0	\$0.00
Lex La-Ray Technical Center	7150	0	\$0.00
Logan University	7050	0	\$0.00
Macon Area Vocational School	7227	0	\$0.00

Missouri Department of Higher Education and Workforce  
Development  
Dual Credit/Dual Enrollment Scholarship  
Payment Table 2022-2023  
As of June 02, 2023

	DHE Code	State GR Payments	State GR Dollars
Moberly Area Technical Center	7229	0	\$0.00
Nevada Regional Technical Center	7231	0	\$0.00
New Madrid R-I Tech Skills Center	7233	0	\$0.00
Nichols Career Center	7062	0	\$0.00
North Central Career Center	7235	0	\$0.00
North Technical	7237	0	\$0.00
Northland Career Center	7170	0	\$0.00
Northwest Technical School	7061	0	\$0.00
Ozark Mountain Technical Center	7239	0	\$0.00
Pemiscot County Vocational School of Practical Nursing	480	0	\$0.00
Perryville Area Car & Tech Center	7241	0	\$0.00
Pike-Lincoln Technical Center	7064	0	\$0.00
Poplar Bluff Technical Career Center	7066	0	\$0.00
Ranken Technical College	8000	0	\$0.00
Research College of Nursing	7068	0	\$0.00
Rolla Technical Institute/Center	7069	0	\$0.00
Saint Luke's College of Health Sciences	7091	0	\$0.00
Saline County Career Center	7073	0	\$0.00
Sikeston Career & Technology Center	7103	0	\$0.00
South Central Career Center	481	0	\$0.00
South Technical	7243	0	\$0.00
Southeast Missouri Hospital College of	868	0	\$0.00
Southwest Area Career Center	7245	0	\$0.00
Unitec Career Center	7247	0	\$0.00
University of Health Sciences and Pharmacy in St. Louis	7070	1	\$300.00
Warrensburg Area Career Center	401	0	\$0.00
Waynesville Career Center	7110	0	\$0.00

Missouri Department of Higher Education and Workforce  
Development  
Dual Credit/Dual Enrollment Scholarship  
Payment Table 2022-2023  
As of June 02, 2023

	DHE Code	State GR Payments	State GR Dollars
Sector Subtotal:		1	\$300.00
<b>Public Four-Year Universities</b>			
Harris-Stowe State University	2020	0	\$0.00
Missouri Southern State University	2040	6	\$1,700.00
Missouri Western State University	2050	22	\$19,892.50
Sector Subtotal:		28	\$21,592.50
<b>Public Two-Year Colleges</b>			
Crowder College	3010	17	\$11,123.00
East Central College	3020	4	\$948.00
Jefferson College	3030	25	\$17,100.00
Metropolitan Community College	3070	10	\$5,344.24
Metropolitan Community Colleges - Longview	3050	0	\$0.00
Metropolitan Community Colleges - Maple Woods	3060	0	\$0.00
Mineral Area College	3090	10	\$6,065.00
Moberly Area Community College	3100	48	\$39,885.00
North Central Missouri College	3170	20	\$17,244.00
Ozarks Technical Community College	3025	22	\$8,525.00
St. Charles Community College	3105	7	\$3,950.00
St. Louis Community College	3120	5	\$3,045.00
St. Louis Community College - Forest Park	3130	0	\$0.00
St. Louis Community College - Meramec	3140	0	\$0.00
St. Louis Community College - Wildwood	3145	0	\$0.00
State Fair Community College	3150	116	\$63,616.00
Three Rivers College	3160	18	\$16,305.87
Sector Subtotal:		302	\$193,151.11
<b>Public Two-Year Technical College</b>			
State Technical College of Missouri	7040	4	\$2,376.00

Missouri Department of Higher Education and Workforce  
Development  
Dual Credit/Dual Enrollment Scholarship  
Payment Table 2022-2023  
As of June 02, 2023

	DHE Code	State GR Payments	State GR Dollars
<hr/>			
Sector Subtotal:		4	\$2,376.00
<b>Statewide Liberal Arts University</b>			
Truman State University	2060	2	\$540.00
Sector Subtotal:		2	\$540.00
<b>Virtual Institution</b>			
Western Governors University - Missouri	863	0	\$0.00
Sector Subtotal:		0	\$0.00
<hr/> <hr/>			
Total Amounts <sup>1</sup> :		698	\$449,645.64

Schools with paid students: 35  
Unduplicated Student Count<sup>2</sup>: 594

1 - Total Amounts: The student counts at the intersection of the Federal Payments, State Payments, Purdy Payments and Other Payments columns and the Program Total row contain duplication when transfer students received payment for a program at more than one institution. The student count at the intersection of the Total Students column and the Program Total row contains duplication when students received payments at more than one program at more than one institution or from more than one fund source (Federal, State, Purdy, Other).  
2 - Unduplicated Student Count: The student counts in this row include a student only once, even if they were paid at more than one institution and/or from more than one fund source.