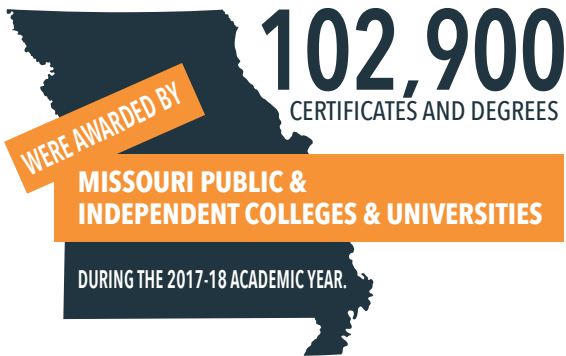


THE ANNUAL REPORT

FISCAL YEAR 2018 OVERVIEW

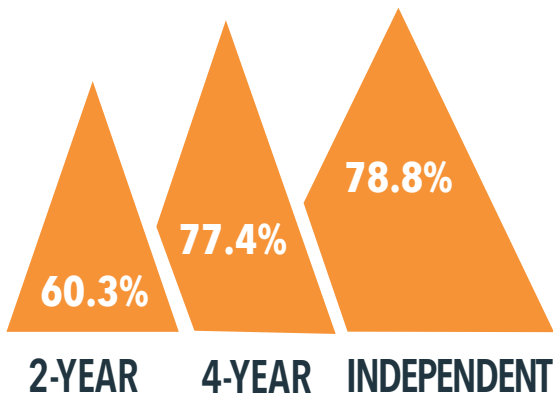
MOHE
Missouri Department of Higher Education
DHE.MO.GOV



90 PERCENT OF MISSOURI'S 4-YEAR PUBLIC UNIVERSITIES MET AT LEAST 5 PERFORMANCE MEASURES

ALL OF **MISSOURI'S 2-YEAR PUBLIC COLLEGES MET AT LEAST 4 PERFORMANCE MEASURES**

STUDENT PERSISTENCE



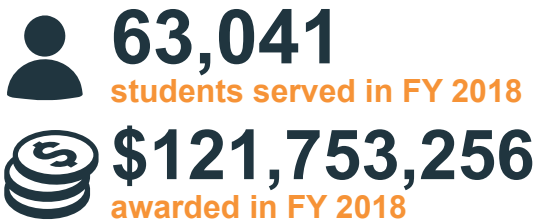
359,000 STUDENTS WERE ENROLLED AT MISSOURI'S PUBLIC AND INDEPENDENT COLLEGES AND UNIVERSITIES IN 2017.

NEW PROGRAMS APPROVED

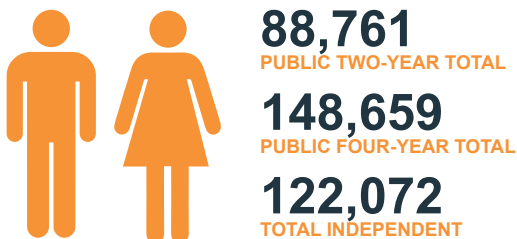
169

MOST COMMON NEW PROGRAM AREAS:

FINANCIAL AID PROGRAMS



TOTAL HEADCOUNT STUDENT ENROLLMENT



DURING FISCAL YEAR 2018 PROPRIETARY STAFF

- RENEWED CERTIFICATION OF 112 EXISTING INSTITUTIONS & 24 BRANCH LOCATIONS**
- RECEIVED 58 APPLICATION REQUESTS**
- CERTIFIED 8 SCHOOLS TO OPERATE**
- EXEMPTED 15 SCHOOLS FROM STANDARDS**
- MONITORED 11 SCHOOL CLOSINGS**

