

Missouri Department of Higher Education



Fiscal Year 2018 Overview

dhe.mo.gov

ACHIEVEMENT

We work with the state's colleges and universities to help students achieve their education and career goals and increase the percentage of Missourians with degrees and certificates to provide the skilled and knowledgeable workforce Missouri needs.

Access

- The department's Journey to College initiative provided assistance and information about planning and paying for college to more than 40,000 high school and college students through outreach events including Apply Missouri, FAFSA Frenzy, and Decision Day. A new student-focused website was launched in addition to a redesigned College and Degree Search, and a new online transfer tool, the Course Transfer Tracker.

Affordability

- More than \$121 million in state financial aid was awarded to 63,041 Missouri students through nine grant and scholarship programs, including the A+ Scholarship, Access Missouri Grant, and Bright Flight Scholarship.
- The department developed a core curriculum of 42 credit hours that will transfer as equivalent credit among all public colleges and universities in the state and select independent colleges. More than 2,500 courses were included in the CORE 42 for implementation in fall 2018. The core curriculum will improve course transfer, saving students time and money as they work toward a degree.

Completion

- The state's public colleges and universities developed new math requirements for dozens of degree programs through the department's Math Pathways initiative. Courses such as statistics and number theory are better aligned to many degrees, including business, English, and history. Degrees in science, technology, engineering, and math will continue to require algebra-intensive courses.
- The 10 colleges and universities participating in concurrent enrollment and guided pathways pilots have implemented programs on campus that help students complete a degree in less time and at less cost. A report on the outcome of the pilots will be submitted to the governor and the general assembly by January 1, 2020.
- The department continues to work with colleges to promote the 15 to Finish initiative, which encourages full-time students to complete 15 or more credit hours a semester to graduate on time.
- Missouri's remedial education rates continue to decrease as colleges and universities expand corequisite courses, which provide students with additional instruction to help them succeed in college-level, credit-bearing courses. The percentage of students enrolled in remedial education courses dropped from 35.6 percent in 2012 to 26.8 percent in 2017.



359,000 students were enrolled at Missouri's public two- and four-year and independent colleges and universities in 2017.

102,900 certificates and degrees were awarded by Missouri public and independent colleges and universities during the 2017-18 academic year.

We collaborate with education leaders across the state to strengthen Missouri's higher education system and ensure accountability and promote efficiency and effectiveness at the state's public colleges and universities.

Academic program review

A review of academic programs offered at the state's public colleges and universities focused on identifying programs that are not meeting their goals. The review helps schools determine whether or not they should continue to offer programs that produce few graduates and ensures that Missouri's higher education resources are being invested wisely to provide high quality, cost-effective degree programs.

Administrative costs workgroups

College and university presidents and chief financial aid officers worked with the department to identify ways the state's higher education institutions can reduce administrative costs. Two workgroups – one for public community and technical colleges and one for public universities – focused on potential savings through shared services and procurement. The groups also reviewed state regulations that pose a significant burden on Missouri's colleges and universities and, if eliminated, would allow the schools to operate more efficiently.

Performance funding

A task force to revise the state's performance funding model developed more rigorous accountability measures – including college completion rates, affordability, and efficiency – for Missouri's public higher education institutions. The performance funding model is used to determine a portion of state funding for public colleges and universities.

Program approval


The department approved the addition of 143 new academic programs and the deletion of 135 programs at Missouri's public colleges and universities. The department also reviewed 26 new academic programs offered by the state's independent institutions.

Statewide Facility Review

Department staff and Coordinating Board members visited all of the state's public colleges and universities to assess the state of the state of each facility. Major trends and issues were identified and budget and statutory recommendations were outlined.

Talent for Tomorrow

The Talent for Tomorrow Initiative was launched in conjunction with the Missouri Department of Economic Development to produce an assessment of how the state's current workforce aligns with employer needs and look at different economic scenarios to help build a workforce system that can adapt as the economy evolves.



Our mission:

Collaborate with stakeholders to deliver a coordinated postsecondary education system that provides accessible, affordable, and innovative education that supports economic growth, enhances civic engagement, and improves the quality of life for all Missourians.

Missouri's coordinated plan for higher education

The Coordinating Board for Higher Education is responsible for creating a coordinated plan for higher education in Missouri. *Preparing Missourians to Succeed: A Blueprint for Higher Education*, focuses on five goals:

Goal 1: Attainment

Missouri will increase the proportion of working-age adults with high-quality, affordable postsecondary credentials to 60 percent by 2025.

Goal 2: Affordability

Missouri will rank among the 10 most affordable states in which to obtain a postsecondary degree or certificate by 2025.

Goal 3: Quality

Missouri will produce graduates with high quality postsecondary degrees and certificates that are valuable and relevant to individuals, employers, communities and the state.

Goal 4: Research and innovation

Missouri will be a top 10 state for investment in academic research by 2025.

Goal 5: Investment, advocacy and partnerships

Missouri will promote greater investment in a culture of postsecondary education through increased advocacy and powerful partnerships with education, business, government and communities.

Read more about Missouri's Blueprint for Higher Education at dhe.mo.gov/blueprint.php.



ATTAINMENT



AFFORDABILITY



QUALITY



RESEARCH & INNOVATION



INVESTMENT,
ADVOCACY &
PARTNERSHIPS



*Building Missouri's future...
by degrees®*

dhe.mo.gov

More information

Visit dhe.mo.gov/about/annualreports.php for more information about:

- Student enrollment
- Student persistence
- State student financial aid
- Missouri performance funding
- Academic program actions
- Proprietary school certification
- Core budget recommendations





Student enrollment

Total headcount enrollment at public universities

	2013	2014	2015	2016	2017
Harris-Stowe State University	1,298	1,280	1,390	1,470	1,442
Lincoln University	3,043	3,117	2,945	2,738	2,619
Missouri Southern State University	5,616	5,613	5,783	6,205	6,170
Missouri State University	21,265	21,813	22,268	23,537	23,696
Missouri University of Science & Technology	8,129	8,640	8,884	8,833	8,883
Missouri Western State University	5,802	5,863	5,530	5,363	5,551
Northwest Missouri State University	6,483	6,718	6,592	6,530	6,337
Southeast Missouri State University	11,866	12,039	11,786	11,791	11,437
Truman State University	6,215	6,241	6,196	6,364	6,260
University of Central Missouri	12,513	13,379	14,395	13,988	12,333
University of Missouri-Columbia	34,616	35,425	35,424	33,239	30,844
University of Missouri-Kansas City	15,718	16,146	16,685	16,936	16,372
University of Missouri-St Louis	16,809	17,072	16,738	16,989	16,715
Public university total	149,373	153,346	154,616	153,983	148,659

Total headcount enrollment at public community and technical colleges

	2013	2014	2015	2016	2017
Crowder College	5,845	5,710	5,584	5,434	4,959
East Central Community College	3,900	3,606	3,222	2,966	2,897
Jefferson College	5,194	4,883	4,705	4,692	4,439
State Technical College	1,294	1,259	1,274	1,227	1,256
Metropolitan Community College	19,234	18,202	17,680	18,138	16,788
Mineral Area College	4,508	4,632	4,387	4,173	3,700
Missouri State University-West Plains	2,123	2,161	1,970	1,941	1,918
Moberly Area Community College	5,793	5,444	4,823	5,004	4,865
North Central Missouri College	1,775	1,720	1,679	1,722	1,841
Ozarks Technical Community College	14,798	14,393	13,611	13,255	12,688
St. Charles Community College	7,396	7,153	6,865	6,755	6,563
St. Louis Community College	24,009	21,218	18,902	19,052	18,835
State Fair Community College	5,185	4,981	4,926	5,138	4,786
Three Rivers College	4,399	4,201	3,856	3,505	3,226
Public community and technical college total	105,453	99,563	93,484	93,002	88,761

Total headcount enrollment at not-for-profit independent institutions

	2013	2014	2015	2016	2017
Avila University	1,971	1,907	1,842	1,710	1,676
Central Methodist University-CLAS	1,107	1,185	4,653	1,093	1,060
Central Methodist University-CGES	4,128	4,517	1,094	4,483	4,199
College of the Ozarks	1,535	1,455	1,452	1,522	1,508
Columbia College	17,084	16,576	14,771	16,430	13,504
Cottey College	283	275	324	288	270
Culver-Stockton	843	971	1,066	1,095	1,134
Drury University	4,649	4,215	3,688	3,569	3,359
Evangel University	2,274	2,006	1,958	1,821	2,112
Fontbonne University	1,997	1,819	1,713	1,526	1,390
Hannibal-LaGrange	1,230	1,169	1,167	1,103	972
Lindenwood	12,213	12,151	11,620	10,749	10,010
Maryville	5,033	5,931	6,414	6,828	7,689
Missouri Baptist	5,345	5,321	5,276	5,732	5,488
Missouri Valley	1,724	1,550	1,982	1,808	1,820
Park University	11,012	10,263	9,413	10,866	11,583
Rockhurst University	2,920	3,002	2,930	2,845	3,039
Saint Louis University	17,341	17,052	17,595	17,214	14,748
Southwest Baptist	3,751	3,696	3,854	3,656	3,551
Stephens College	851	862	893	949	862
Washington University	14,048	14,348	14,688	15,047	15,303
Webster University	18,042	16,893	15,302	14,224	12,883
Westminster College	1,039	944	930	856	767
William Jewell College	1,043	1,060	1,063	997	933
William Woods University	1,891	2,042	2,172	2,076	2,212
Independent (not-for-profit) four-year total*	133,354	131,210	127,860	128,487	122,072
Wentworth	865	838	776	908	Closed
Independent (not-for-profit) two-year total*	865	838	776	908	Closed
Total independent	134,219	132,048	128,636	129,395	122,072

Headcount enrollment

	2013	2014	2015	2016	2017	Percent change 2013-2017	Percent change 2016-2017
Independent institutions	134,219	132,048	128,636	129,395	122,072	-9.1%	-5.7%
Independent (not-for-profit) four-year	133,354	131,210	127,860	128,487	122,072	-8.5%	-5.0%
Independent (not-for-profit) two-year	865	838	776	908	Closed	N/A	N/A
Public institutions	254,826	252,909	248,100	246,985	237,420	-6.8%	-3.9%
Public universities	149,373	153,346	154,616	153,983	148,659	-0.5%	-3.5%
Public community and technical colleges	105,453	99,563	93,484	93,002	88,761	-15.8%	-4.6%
Statewide public and independent institutions	389,045	384,957	376,736	376,380	359,492	-7.6%	-4.5%

Full-time equivalent enrollment

	2013	2014	2015	2016	2017	Percent change 2013-2017	Percent change 2016-2017
Independent institutions	94,691	94,070	94,662	92,087	86,903	-8.2%	-5.6%
Independent (not-for-profit) four-year	94,228	93,581	94,220	91,607	86,903	-7.8%	-5.1%
Independent (not-for-profit) two-year	463	489	442	480	Closed	N/A	N/A
Public institutions	185,515	184,306	180,347	177,924	172,034	-7.3%	-3.3%
Public universities	117,227	119,925	120,741	119,130	115,374	-1.6%	-3.2%
Public community and technical colleges	68,288	64,381	59,606	58,794	56,660	-17.0%	-3.6%
Statewide public and independent institutions	280,206	278,376	275,009	270,011	258,937	-7.6%	-4.1%

First-time, full-time, degree-seeking undergraduate enrollment

	2013	2014	2015	2016	2017	Percent change 2013-2017	Percent change 2016-2017
Independent institutions	11,087	11,168	10,693	10,550	10,552	-4.8%	0.0%
Independent (not-for-profit) four-year	10,963	10,953	10,585	10,421	10,552	-3.7%	1.3%
Independent (not-for-profit) two-year	124	215	108	129	Closed	N/A	N/A
Public institutions	35,574	36,062	34,273	33,114	33,112	-6.9%	0.0%
Public universities	19,629	20,620	20,648	19,354	18,218	-7.2%	-5.9%
Public community and technical colleges	15,945	15,442	13,625	13,760	14,294	-10.4%	3.9%
Statewide public and independent institutions	46,661	47,230	44,966	43,664	43,664	-6.4%	0.0%



Student persistence

The Missouri Department of Higher Education is continually working to increase student persistence by implementing initiatives such as corequisite remediation, Missouri Math Pathways, the CORE 42, and 15 to Finish. Student persistence data represents the percentage of first-time, full-time degree-seeking students at Missouri colleges and universities who enroll in school the following fall.

Public universities

Institution – incoming cohort	Fall 2013	Fall 2014	Fall 2015	Fall 2016
Harris-Stowe State University	50.5%	46.6%	50.9%	55.5%
Lincoln University	64.7%	45.6%	46.7%	53.3%
Missouri Southern State University	65.4%	65.4%	61.5%	64.6%
Missouri State University	75.3%	78.2%	79.1%	77.3%
Missouri University of S&T	85.7%	87.1%	82.9%	81.3%
Missouri Western State University	64.1%	63.9%	65.9%	65.6%
Northwest Missouri State University	71.2%	71.4%	70.7%	73.2%
Southeast Missouri State University	72.7%	72.9%	74.0%	75.2%
Truman State University	88.0%	89.1%	87.3%	86.4%
University of Central Missouri	69.7%	70.8%	70.7%	71.6%
University of Missouri-Columbia	86.2%	87.2%	85.7%	87.0%
University of Missouri-Kansas City	73.0%	74.8%	74.9%	74.7%
University of Missouri-St. Louis	78.7%	74.8%	78.8%	74.8%
Public university total	78.0%	78.3%	77.5%	77.4%

Public community and technical colleges

Institution – incoming cohort	Fall 2013	Fall 2014	Fall 2015	Fall 2016
Crowder College	63.6%	55.6%	53.4%	58.9%
East Central College	56.7%	55.3%	60.9%	64.2%
Jefferson College	58.7%	56.3%	62.9%	59.3%
Metropolitan Community College	55.9%	43.0%	56.9%	55.3%
Mineral Area College	67.4%	66.3%	68.1%	65.9%
Missouri State University - West Plains	39.8%	42.5%	53.7%	60.9%
Moberly Area Community College	56.1%	57.0%	59.7%	58.2%
North Central Missouri College	59.1%	53.7%	61.9%	54.9%
Ozarks Technical Community College	60.3%	60.1%	58.2%	58.2%
St. Charles Community College	60.6%	63.4%	63.4%	64.9%
St. Louis Community College	56.5%	53.3%	62.0%	60.9%
State Fair Community College	59.0%	63.1%	58.9%	54.2%
State Technical College	78.8%	83.1%	85.6%	84.9%
Three Rivers College	61.1%	57.3%	55.4%	63.6%
Public community and technical college total	58.8%	56.2%	60.5%	60.3%

Independent institutions

Institution – incoming cohort	Fall 2013	Fall 2014	Fall 2015	Fall 2016
Avila University	70.9%	73.5%	65.3%	69.0%
Central Methodist University-CLAS	63.9%	65.0%	66.4%	67.6%
College of the Ozarks	87.9%	74.0%	74.4%	74.2%
Columbia College	58.4%	49.4%	57.2%	68.6%
Cottey College	66.1%	72.6%	74.5%	72.3%
Culver-Stockton College	75.9%	68.3%	64.4%	68.5%
Drury University	84.5%	84.0%	85.3%	88.5%
Evangel University	75.1%	70.8%	76.0%	78.6%
Fontbonne University	68.2%	79.3%	80.3%	80.0%
Hannibal-LaGrange University	57.5%	51.9%	53.6%	49.7%
Lindenwood University	70.1%	66.0%	70.3%	73.4%
Maryville University	86.5%	88.7%	86.4%	83.2%
Missouri Baptist University	63.3%	57.9%	61.0%	59.0%
Missouri Valley College	51.5%	59.5%	43.1%	44.9%
Park University	75.0%	58.7%	53.9%	43.7%
Rockhurst University	89.2%	85.2%	83.0%	86.1%
Saint Louis University	87.6%	89.5%	91.4%	90.2%
Southwest Baptist University	67.3%	67.2%	69.3%	64.0%
Stephens College	61.3%	71.7%	68.4%	60.6%
Washington University	97.2%	96.0%	95.6%	96.7%
Webster University	77.0%	78.1%	74.8%	79.2%
Westminster College	78.2%	83.0%	75.8%	73.4%
William Jewell College	76.8%	81.5%	78.4%	78.0%
William Woods University	76.2%	74.5%	74.5%	77.2%
Independent four-year not-for-profit total*	78.6%	78.0%	77.7%	78.8%
Wentworth (two-year)	60.7%	57.6%	60.5%	Closed
Total independent	78.5%	77.7%	77.5%	78.8%



State student financial aid programs

State student financial aid disbursed during Fiscal Year 2018

Program	Number of Scholarships/Grants	Dollar Amounts
A+ Scholarship	12,865	\$36,326,413
Access Missouri Grant	42,587	\$63,753,115
Advanced Placement Incentive Grant	5	\$2,500
Bright Flight Scholarship	7,324	\$20,894,288
Kids' Chance Scholarship	2	\$8,600
Minority and Underrepresented Environmental Literacy	10	\$31,035
Public Safety Officer Survivor Grants	20	\$106,634
Marguerite Ross Barnett Memorial Scholarship	203	\$415,070
Wartime Veteran's Survivors Grant	25	\$215,601
Totals	63,041	\$121,753,256

A+ Scholarship Program (Section 160.545 RSMo)

The A+ Scholarship serves graduates of A+ designated high schools who meet certain academic and other requirements while in high school and attend a participating public community college or vocational/technical school, or certain private two-year vocational/technical schools. Award amounts are based on the student's actual tuition and general fees after the Pell Grant, or other federal, non-loan funding, has been applied.

Access Missouri Financial Assistance Program (Section 173.1101-1107, RSMo)

The Access Missouri Program provides need-based grants to students with an Expected Family Contribution (EFC) of \$12,000 or less, based on the Free Application for Federal Student Aid (FAFSA). Award amounts vary depending on a student's EFC as well as the type of school attended.

In Fiscal Year 2018, actual maximum and minimum award amounts were \$910 and \$300, respectively, for students attending public two-year institutions. For students attending public four-year institutions, State Technical College of Missouri, and independent institutions the maximum and minimum award amounts were \$2,000 and \$1,500, respectively.

Advanced Placement Incentive Grant (Section 173.1350, RSMo)

This is a nonrenewable grant designed to encourage high school students to take and score well on Advanced Placement exams in mathematics and science. To qualify for the \$500 award students must achieve a grade of three or higher on at least two designated Advanced Placement exams while attending a Missouri public high school. Students must also receive an award under the Access Missouri Financial Assistance Program or the A+ Scholarship Program in the same academic year they receive this grant.

Higher Education Academic Scholarship, or “Bright Flight” (Section 173.250, RSMo)

This is a merit-based scholarship for students who achieve an ACT or SAT score in the top 5 percent on or before the June test date of their senior year in high school. Award amounts are tiered based on whether the student’s score is in the top 3 percent or top 4th and 5th percentiles. The qualifying scores are determined at the beginning of the student’s senior year in high school and are based on the scores achieved by the Missouri seniors in the preceding graduating class.

Eligible students scoring in the top 3 percent may receive up to \$3,000 annually. The annual award for students scoring in the top 4th and 5th percentiles is up to \$1,000 annually. Students qualifying in the top 3 percent must receive the maximum \$3,000 award before students in the top 4th and 5th percentiles can be funded.

To be eligible in the top 3 percent in Fiscal Year 2018, high school seniors had to achieve:

- An ACT score of 31 or better or
- An SAT score of 800 in critical reading AND 800 in math or better.

To be eligible in the top 4th and 5th percentiles in Fiscal Year 2018, high school seniors had to achieve:

- An ACT score of 30 or
- An SAT score of 770 to 799 in critical reading AND 770 to 799 in math

Although the students qualifying in the top 3 percent received the maximum \$3,000 award in Fiscal Year 2018, program funding was insufficient to fund the students qualifying in the top 4th and 5th percentiles. Unfunded students that maintain their eligibility may receive an award in the future if funding becomes available.

Kids’ Chance Scholarship Program (Sections 173.254-173.258, RSMo)

This program, created in 1998, provides scholarships for the children of workers who were seriously injured or died in a work-related accident or occupational disease covered by workers’ compensation and compensable under chapter 287, RSMo. The scholarships are funded from the interest generated from the Kids’ Chance Scholarship Fund. The legislation requires the Division of Worker’s Compensation to deposit \$50,000 per year into the fund, with the last deposit scheduled for October 2018 resulting in a principal total of \$1 million.

Marguerite Ross Barnett Memorial Scholarship Program (Section 173.262, RSMo)

This scholarship, originally referred to as the Competitiveness Scholarship Program, is for students who are enrolled part time (six to 11 credit hours) and who are working at least 20 hours per week. Students must demonstrate financial need to qualify. The scholarship may be renewed annually for 150 semester credit hours or until students earn a baccalaureate degree, whichever occurs first. The maximum award is the lesser of the actual tuition charged at the school in which the student is enrolled part time, or the amount of tuition charged an undergraduate Missouri resident enrolled part time in the same class level and academic major at the University of Missouri-Columbia. The actual tuition charged is based on six credit hours for students enrolled in six, seven or eight credit hours and nine credit hours for students enrolled in nine, ten or eleven credit hours.

The Marguerite Ross Barnett Memorial Scholarship, Advanced Placement Incentive Grant, Public Safety Officer or Employee’s Child Survivor Grant, and Wartime Veteran’s Survivors Grant programs are combined into a single line item appropriation. This allows any unspent funds from these programs, after awards are made to all eligible applicants to be used in the Marguerite Ross Barnett Memorial Scholarship.

Minority Teaching Scholarship (Section 161.415, RSMo)

Funding for this program ended in FY 2017. This was a loan forgiveness program designed to attract academically talented undergraduate or graduate students into the teaching profession. Graduate student recipients were required to commit to teaching in the fields of math or science. The program provided awards of \$2,000 for up to 100 students annually. For students who obtained a teaching certificate and taught full-time in a Missouri public elementary or secondary school for five years, the loan converted to a scholarship, with one-fifth of the student's total loans forgiven for each year of qualifying employment. Program administration continues for students who are teaching or in repayment.

Minority and Underrepresented Environmental Literacy Program (Section 173.240, RSMo)

This scholarship program assists academically talented minority and underrepresented individuals pursuing an undergraduate or graduate degree in an environmental course of study. Applicants are selected by the Minority Environmental Literacy Advisory committee based on academic achievement as evidenced by grade point average and standardized test scores, involvement in school and community activities, and leadership characteristics. The MDHE determines award amounts based on the amount of funding appropriated to the program and the number of eligible applicants.

Public Safety Officer or Employee's Child Survivor Grant Program (Section 173.260, RSMo)

This is a grant program for public safety officers who were permanently and totally disabled in the line of duty. Children under 24 years of age who are dependents of officers or dependents of Missouri Department of Transportation employees engaged in the construction or maintenance of the state's highways, roads and bridges killed or totally and permanently disabled in the line of duty, as well as the spouses of officers killed or totally and permanently disabled in the line of duty, are also eligible. The maximum grant amount is the lesser of the actual tuition charged at the school in which the student is enrolled full time, or the amount of tuition charged an undergraduate Missouri resident enrolled full time in the same class level and academic major at the University of Missouri-Columbia. The grant may be renewed annually until the student obtains a baccalaureate degree or, in the case of a dependent child, until the student is 24 years of age, whichever occurs first.

Wartime Veteran's Survivors Grant Program (Section 173.234, RSMo)

This program was designed to provide up to 25 grants for tuition assistance, room and board, and books for students who are survivors of post 9/11 war veterans whose deaths were a result of combat action or were attributable to an illness contracted while serving in combat, or who became at least 80 percent disabled as a result of injuries sustained in combat action. Although the Wartime Veteran's Survivors Grant program became effective in 2008, the first award was made in 2011, which was the first year for which funds were appropriated for this program. The 25 recipient maximum was reached for the first time in FY 2018.



Performance funding

In 2011, the Department of Higher Education was directed to develop a formula to allocate future funding increases to higher education institutions according to their performance. A task force, appointed by the commissioner of higher education, developed a performance funding model in 2012 based on five performance indicators. Each higher education institution could earn one-fifth of its available performance funding by demonstrating success for each one of its five performance measures.

Fiscal Year 2014 marked the first year Missouri's public higher education institutions received a portion of state funding based on the new performance funding model. During the 2014 legislative session, performance funding was codified in state statute, with at least 90 percent of new core funding distributed through the CBHE performance funding model and no more than 10 percent distributed through an equity formula developed by each institutional sector. The legislation also directed public institutions to develop a sixth performance item "to measure student job placement in a field or position associated with the student's degree level and pursuit of a graduate degree." A second task force in 2017 recommended changes to the measures in response to feedback from the Governor's office, legislators, the institutions, and others.

Performance indicators established for Missouri's public universities are:

- Degree and certificate completions per full-time-equivalent (FTE) student.
- Improvements in assessments of general education or major field of study or improvements on professional/occupational licensure tests.
- Percent of total education and general expenditures expended on the core mission of the college or university.
- Percent change in salary expenditures compared to Missouri median household income.
- Percent change in net tuition revenue per Missouri undergraduate FTE student compared to Missouri median household income.
- Percent of graduates employed full-time, participating in a volunteer or service program (e.g., Peace Corps), serving in the U.S. military, or enrolled in a program of continuing education

Indicators established for Missouri's public community colleges and MSU-West Plains are:

- Three-year completion or transfer rate for first-time, full-time entering students.
- Percent of attempted courses successfully completed.
- Percentage of career/technical students who pass their required licensure/certification examination.
- Percent of total education and general expenditures not expended on the core mission of the college or university.
- Percent change in full-time student tuition and fees compared to Missouri median household income.
- Percent of graduates competitively employed or found in Missouri wage records, serving in the military, or enrolled in continuing education.

Indicators established for State Technical College are:

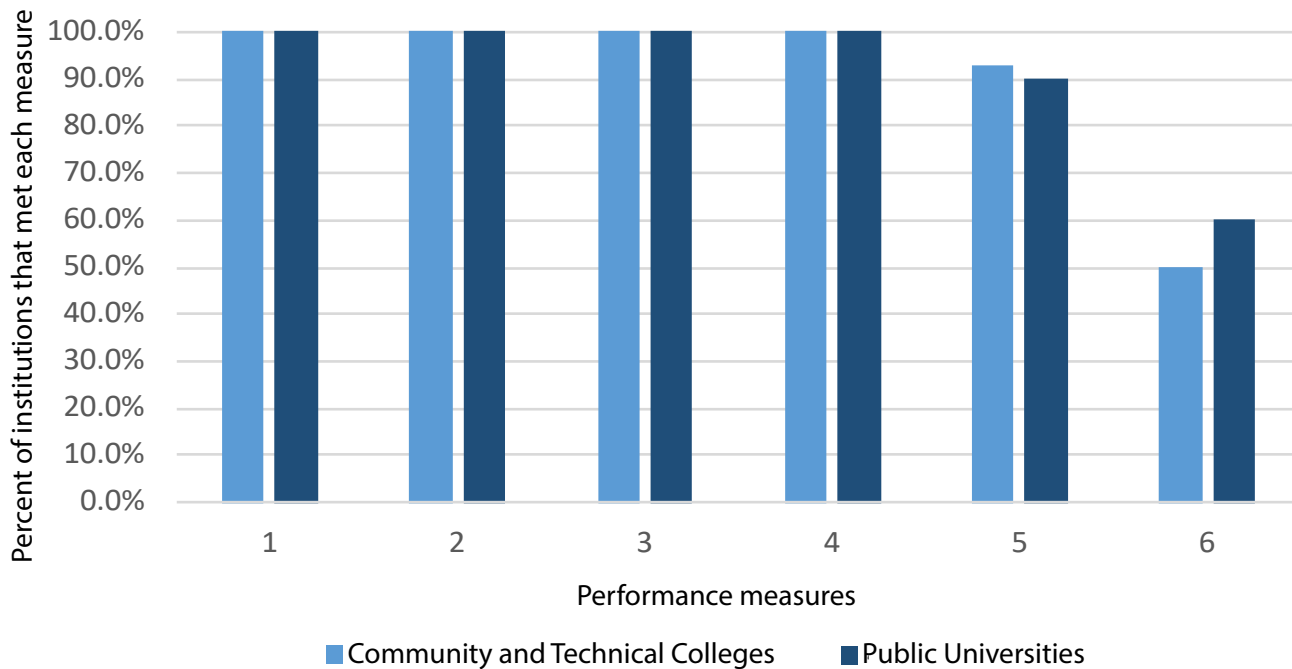
- Degree and certificate completions per full-time-equivalent (FTE) student.
- Three-year completion rate for first-time, full-time entering students.
- Percentage of career/technical students who pass their required technical skills (major field) examination.
- Percent of total education and general expenditures expended on the core mission of the college or university.
- Percent change in full-time student tuition and fees compared to Missouri median household income.
- Percent of graduates competitively employed, serving in the military, or enrolled in continuing education.

Most performance measures are evaluated based on a three-year rolling average. Success for each measure is defined as improvement over each institution’s performance from the previous year or, when applicable, maintenance of a high level of performance in relation to a previously established threshold. In some instances, year over year performance can be substituted for the three-year rolling average.

In Fiscal Year 2018, no funding was appropriated through the performance model. For that fiscal year, all of Missouri’s public universities met at least one performance measure, 90 percent met five measures, and 60 percent met six measures.

All of Missouri’s public community and technical colleges met at least four performance measures; 93 percent met five measures, and 50 percent met six measures.

Missouri Performance Funding Measures Met Fiscal Year 2018





Academic Program Actions

The Coordinating Board for Higher Education has statutory responsibility to approve new academic programs and program changes; regulate the off-site delivery of existing programs; and approve the establishment of residence centers and instructional sites by public higher education institutions.

Independent institutions are requested to submit proposed new programs and programmatic changes for review and comment. The program must be reviewed as a stipulation for inclusion in the statewide inventory of approved programs.

The following charts summarize the number of programs added, deleted, inactivated, withdrawn and conducted off-site for public and independent institutions during Fiscal Year 2018.

Public institutions

Action	Certificate	Associate	Baccalaureate	Graduate	Total
Deleted	68	41	13	13	135
Inactivated	12	5	8	9	34
Program changes*	54	26	32	25	137
New	83	21	24	15	143
Off-site	23	42	2	3	70
Programs withdrawn	0	0	0	0	0

*Includes options inactivated/deleted, options added, titles changed, CIP changes, and programs combined.

Independent institutions

Action	Certificate	Associate	Baccalaureate	Graduate	Total
Deleted/inactivated	4	0	62	0	66
New	4	15	12	5	26

Provisional programs

Action	Two-year	Four-year	Total
Recommend full approval	9	18	27
Recommend review in two years	2	1	3
Recommend deletion	1	0	1
Institution deleted prior to five year review	3	2	5

Academic programs approved during Fiscal Year 2018

Degree abbreviations

Certificates: C0, C1, GRCT

Associate degrees: AS, AAS, AA, AT, AFA

Baccalaureate degrees: BA, BS, BM, BSE, BFA, BPA, BHS, BSN, BACC, BSBA

Graduate degrees: MA, MS, DBA, EDD, MBA, MED, MFA, EDSP, MDIV, MSED

Public community and technical colleges

Crowder College

- C0, Advanced Manufacturing Technology-Welding Option Plate Certificate (main and Joplin Advanced Training & Technology Center), CIP 150613, 2/2018
- C0, Spanish (main campus), CIP 131306, 3/2018

East Central College

- AAS, Medical Laboratory Technician, in collaboration with North Central Missouri College, State Fair Community College, Moberly Area Community College, and Three Rivers College (general education courses delivered at home main campus sites, and professional education courses delivered by distance education from Moberly Area Community College and Three Rivers College faculty), CIP 511004, 9/2017

Metropolitan Community College

- AS, Pre-Professional Studies-Health Emphasis (main campus), CIP 510000, 4/2018
- C0, C2, AAS, Building Maintenance and Construction (main campus), CIP 460401, 4/2018
- C0, Construction Management (main campus), CIP 150000, 6/2018

Mineral Area College

- C1, Engineering Technology-Design Drafting (main campus), CIP 150101, 11/2017
- C1, Engineering Technology-Manufacturing (main campus), CIP 150101, 11/2017
- C0, Paramedic Technology-Community Paramedic Program (main campus), CIP 510904, 11/2017
- C1, Paramedic Technology Certificate (main campus), CIP 510904, 11/2017
- C1, Business and Commerce, General (main campus and Arcadia Valley Area Career Tech, Cape Girardeau Career Tech, Farmington Outreach Center, Fredericktown Campus Center, Perryville County Higher Ed. Center, Unitec Career Center, and Winona R-III School District), CIP 520101, 12/2017
- Associate in Applied Science, Medical Laboratory Technician, in collaboration with Moberly Area Community College, North Central Missouri College, State Fair Community College, and Three Rivers College (for delivery at main campus and by live instructional broadcast), CIP 511004, 6/2018
- C1, Electrical Technology (main campus and Arcadia Valley Area Career Tech, Cape Girardeau Career Tech, Farmington Outreach Center, Fredericktown Campus Center, Perryville County Higher Ed. Center, Unitec Career Center, and Winona R-III School District), CIP 460302, 6/2018

Moberly Area Community College

- AAS, Medical Laboratory Technician, in collaboration with East Central College, North Central

Missouri College, State Fair Community College, and Three Rivers College (general education courses delivered at home main campus sites, and professional education courses delivered by distance education from Moberly Area Community College and Three Rivers College faculty), CIP 511004, 9/2017

- C1, Practical Nursing (Columbia Area Career Center), CIP 513901, 12/2017
- AAS, Advanced Manufacturing Technology (main campus, Columbia, Hannibal, Kirksville, Mexico), CIP 150499, 2/2018
- AAS, Information Technology-Networking (main campus, Columbia, Hannibal, Kirksville, Mexico), CIP 110901, 2/2018
- AAS, Information Technology-Programming (main campus, Columbia, Hannibal, Kirksville, Mexico), CIP 110201, 2/2018
- AAS, Mechatronics (main campus, Columbia, Hannibal, Kirksville, Mexico), CIP 150403, 2/2018
- AAS, Agriculture Technology (main campus, Columbia, Hannibal, Kirksville, Mexico), CIP 010201, 4/2018

North Central Missouri College

- CO, Industrial Maintenance Skills (Country Club), CIP 150503, 7/2017
- CO, Manufacturing Skills (Country Club), CIP 150503, 7/2017
- C1, Industrial Maintenance (Country Club), CIP 150503, 7/2017
- AAS, Behavioral Health Support (Country Club), CIP 511502, 7/2017
- AAS, Early Childhood Development (Country Club), CIP 190708, 7/2017
- AAS, Industrial Energy Systems Technology (Country Club), CIP 150503, 7/2017
- AAS, Medical Laboratory Technician, in collaboration with East Central College, State Fair Community College, Moberly Area Community College, and Three Rivers College (general education courses delivered at home main campus sites, and professional education courses delivered by distance education from Moberly Area Community College and Three Rivers College faculty), CIP 511004, 9/2017
- CO, Agribusiness (main campus), CIP 010101, 11/2017
- CO, Financial Management (main campus), CIP 520407, 3/2018
- CO, Livestock Management (main campus), CIP 010101, 3/2018

Ozarks Technical Community College

- CO, Culinary Arts Certificate of Specialization (main campus), CIP 120503, 7/2017
- AAS, Aviation Flight Technology (OTC-Lebanon and OTC-Waynesville), CIP 490102, 11/2017
- AAS, Electrical Distribution Systems (OTC-Lebanon and OTC-Waynesville), CIP 460303, 12/2017
- C1, Welding Technology (OTC-Waynesville), CIP 480508, 6/2018
- AAS, Behavioral Health Support (OTC-Lebanon, OTC-Waynesville), CIP 512212, 6/2018
- AA, Associate of Arts-Criminal Justice Option (OTC-Lebanon, OTC-Waynesville), CIP 240199, 6/2018

St. Charles Community College

- C1, Practical Nursing (Troy), CIP 513901, 12/2017

St. Louis Community College

- AAS, Behavioral Health Support (main campus), CIP 512212, 7/2017

State Fair Community College

- AAS, Medical Laboratory Technician, in collaboration with East Central College, North Central

Missouri College, Moberly Area Community College, and Three Rivers College (general education courses delivered at home main campus sites, and professional education courses delivered by distance education from Moberly Area Community College and Three Rivers College faculty), CIP 511004, 9/2017

State Technical College of Missouri

- Associate in Applied Science, Nursing (main campus), CIP 513801

Three Rivers College

- C1, Maintenance Welding (TRCC@Dexter), CIP 150000, 7/2017
- C1, Manufacturing Welding (TRCC@Dexter), CIP 150000, 7/2017
- AAS, Engineering Technology-Welding Option (TRCC@Dexter), CIP 150000, 7/2017
- AAS, Medical Laboratory Technician, in collaboration with East Central College, North Central Missouri College, State Fair Community College and Moberly Area Community College (general education courses delivered at home main campus sites, and professional education courses delivered by distance education from Moberly Area Community College and Three Rivers College faculty), CIP 511004, 9/2017
- AAS, Construction Engineering Technology (main campus, Sikeston, Dexter, Kennett, and Malden), CIP 151001, 10/2017
- AAS, Process & Controls Engineering Technology (main campus, Sikeston, Dexter, Kennett, and Malden), CIP 150613, 10/2017
- AAS, Welding Engineering Technology (main campus, Sikeston, Dexter, Kennett, and Malden), CIP 480508, 10/2017
- C1, Construction Management (main campus), CIP 460412, 3/2018
- C1, Accounting (main campus), CIP 520302, 5/2018
- AAS, Medical Billing and Coding (main campus, Sikeston, Kennett, and Dexter), CIP 510713, 5/2018

Public universities

Harris-Stowe State University

- BA, Communication Studies (main campus), SIP 090100, 2/2018
- C1, Audio Production (main campus), CIP 090799, 5/2018
- C1, Documentary Videography (main campus), CIP 090701, 5/2018
- C1, Crime Intelligence Analysis (main campus), CIP 430111, 5/2018
- BA, History (main campus), CIP 540101, 5/2018
- BA, Psychology (main campus), CIP 420101, 5/2018

Missouri Southern State University

- C1, Jazz Studies (main campus), CIP 500910, 1/2018
- C1, Coaching (main campus), CIP 131314, 1/2018
- C0, Six Sigma Green Belt (main campus), CIP 520101, 1/2018
- C0, Six Sigma Black Belt (main campus), CIP 520101, 1/2018
- C1, Population Health (main campus), CIP 512207, 1/2018
- C1, Automation (main campus), CIP 150613, 1/2018
- BS, Healthcare Administration (main campus), CIP 510701, 1/2018
- C0, Campaigns and Elections (main campus), CIP 451002, 3/2018
- C0, Crime Scene Investigation (main campus), CIP 430106, 3/2018

- CO, Corrections (main campus), CIP 430113, 3/2018
- CO, Criminal Investigation (main campus), CIP 430111, 3/2018
- CO, Criminal Law (main campus), CIP 430103, 3/2018
- CO, Electronics (main campus), CIP 150303, 3/2018
- CO, Environmental Health & Safety: Environmental Protection Emphasis (main campus), CIP 512202, 3/2018
- CO, Environmental Health & Safety: Environmental Public Health Emphasis (main campus), CIP 512207, 3/2018
- CO, Environmental Health & Safety: Occupational Health & Safety Emphasis (main campus), CIP 512206, 3/2018
- CO, Homeland Security (main campus), CIP 430301, 3/2018
- CO, International Politics & Diplomacy (main campus), CIP 450901, 3/2018
- CO, Juvenile Justice (main campus), CIP 430110, 3/2018
- CO, Legal Studies (main campus), CIP 220000, 3/2018
- CO, Policing (main campus), CIP 430107, 3/2018
- CO, Public Administration (main campus), CIP 440401, 3/2018
- C1, Environmental Health & Safety: General Emphasis (main campus), CIP 512202, 3/2018
- BS, Dental Hygiene (main campus), CIP 510602, 4/2018
- CO, Advanced Practice Paramedic (main campus), CIP 510904, 6/2018
- CO, Theatre Stage Technology (main campus), CIP 500599, 6/2018
- CO, Costume Technology (main campus), CIP 500510, 6/2018
- CO, Theatrical Design (main campus), CIP 500502, 6/2018

Missouri State University

- CO, Food and Beverage Operations (main campus), CIP 520901, 7/2017
- GRCT, Planning and Development (main campus), CIP 400699, 7/2017
- BS, Agricultural Communications (main campus), CIP 010000, 8/2017
- BSEd, Elementary Education (Camdenton), CIP 131202, 8/2017
- BS, English, with options in Creative Writing and Literature (main campus), CIP 230101, 8/2017
- MAT, Master of Athletic Training (main campus), CIP 510913, 8/2017
- CO, Museum Studies (main campus), CIP 301401, 4/2018
- CO, International Perspectives in K-12 Special Education (main campus), CIP 131001, 5/2018
- GRCT, International Perspectives in K-12 Special Education (main campus), CIP 131001, 5/2018
- GRCT, Ranch Management (main campus), CIP 010104, 5/2018

Missouri Western State University

- AAS, Manufacturing Engineering Technology (main campus), CIP 150613, 7/2017

Missouri University of Science and Technology

- GRCT, Cybersecurity (main campus), CIP 430116, 7/2017
- GRCT, Cybersecurity and Information Assurance Management (main campus), CIP 430116, 7/2017
- GRCT, Advanced Control Systems (main campus), CIP 141099, 11/2017
- GRCT, Automation Engineering and PLC (main campus), CIP 150406, 11/2017
- GRCT, AI, Machine Learning and Automation in Business (main campus), CIP 110102, 11/2017
- MS, Explosives Technology (main campus), CIP 142101, 11/2017
- GRCT, Finance (main campus), CIP 520801, 3/2018
- GRCT, Financial Technology (main campus), CIP 520804, 3/2018

Northwest Missouri State University

- BS, Cybersecurity (main campus), CIP 111001, 11/2017
- MSED, Curriculum & Instruction (Northwest Northland Innovation Campus and Independence, MO School District), CIP 130301, 2/2018
- BS, Physics (main campus), CIP 400801, 5/2018

Southeast Missouri State University

- GRCT, Special Reading K-12, Special Reading Licensure Certificate (online), CIP 131315, 8/2017
- Master of Arts in Teaching: Middle and Secondary Education, with options in 5-9 Mathematics; 5-9 Science; 9-12 Mathematics; 9-12 Biology; 9-12 Chemistry; 9-12 Earth Science; and 9-12 Physics (online), CIP 131316, 10/2017
- BAS, Applied Technology (main campus and online), CIP 151501, 2/2018
- BA, Writing, with options in Professional Writing; Creative Writing (main campus), CIP 239999, 6/2018
- MS, Cybersecurity (for delivery at main campus), CIP 111003, 6/2018

Truman State University

- MA, Counseling: School Counseling (online, in collaboration with A.T. Still University), CIP 131101, 4/2018
- MA, Counseling: Mental Health Counseling (online, in collaboration with A.T. Still University), CIP 511508, 4/2018
- BS, Biochemistry and Molecular Biology (main campus), CIP 260210, 4/2018

University of Central Missouri

- C1, Plant Identification (main campus), CIP 260101, 7/2017
- BSBA, Risk Management and Insurance (main campus) CIP 521701, 7/2017
- MS, Athletic Training (main campus), CIP 510913, 7/2017
- MS, Big Data Analytics and IT (main campus and Missouri Innovation Campus at Lee's Summit), CIP 110501, 11/2017
- BS, Software Engineering (main campus and Missouri Innovation Campus at Lee's Summit), CIP 140903, 12/2017
- CO, Terrorism and Homeland Security (main campus), CIP 430103, 1/2018
- CO, Program and Community Partnerships in Early Childhood Education, CIP 131202, 2/2018
- CO, Teaching in the Early Childhood Classroom (main campus), CIP 131202, 2/2018
- CO, Understanding the Child in Early Childhood Education (main campus), CIP 131202, 2/2018
- GRCT, Terrorism and Homeland Security (main campus), CIP 430103, 2/2018
- CO, Animal Identification (main campus), CIP 260101, 3/2018
- CO, Biological Monitoring and Assessment (main campus), CIP 260101, 3/2018
- GRCT, Big Data System and Analytics (main campus), CIP 110501, 3/2018
- GRCT, Finance (main campus), CIP 520201, 3/2018
- GRCT, Policy & Planning (main campus), CIP 430103, 3/2018
- CO, Technical Writing (main campus), CIP 231303, 4/2018
- MA,BS, Accelerated MA in Science Education and BS in Chemistry (main campus), CIP 131316, 4/2018
- MA, BS, Accelerated MA in Science Education and BS in Biology (main campus), CIP 131316, 4/2018
- Bachelor of Science, Bioinformatics, with options in Computing and Statistics; Biological Science (for delivery at main campus and Missouri Innovation Campus at Lee's Summit), CIP 261103, 6/2018

University of Missouri-Columbia

- MS, Finance, with options in Financial Management, Investments, and Real Estate (main campus and online), CIP 520801, 7/2017
- GRCT, Digital Humanities (main campus), CIP 303101, 8/2017
- GRCT, User Experience and Usability (main campus), CIP 303101, 8/2017
- GRCT, Quantitative Research (main campus), CIP 130601, 9/2017
- GRCT, Interactive Media (main campus), CIP 090401, 1/2018
- GRCT, Precision Agriculture Technology (main campus), CIP 010201, 1/2018
- BS, Biomedical Engineering (main campus), CIP 140501, 1/2018
- MS, Care Management (online), CIP 513803, 1/2018
- PhD, Music Education (main campus), CIP 500912, 5/2018
- CO, Global Supply Chain Management (main campus), CIP 520101, 6/2018

University of Missouri-St. Louis

- GRCT, Interdisciplinary Entrepreneurship (main campus), CIP 520101, 11/2017
- GRCT, Museums, Heritage, and Public History (main campus), CIP 540101, 11/2017
- BS, Actuarial Science (main campus), CIP 310505, 11/2017
- BA, International Relations (main campus), CIP 450901 1/2018
- CO, Computer Programming (main campus), CIP 110201, 6/2018
- GRCT, Accounting Data Security (main campus), CIP 520399, 6/2018
- GRCT, Enterprise Systems Development (main campus), CIP 521399, 6/2018

Independent institutions

Avila University

- MS, Kinesiology (main campus), CIP 310505, 11/2017

Central Methodist University

- RN to BSN Completion Program (hybrid and online at Parkland Health Center), CIP 513899, 9/2017

Columbia College

- C1, Certified Medical Assistant (main campus), CIP 510801, 12/2017
- C1, Community Health Worker (main campus), CIP 510801, 12/2017
- AS, Pre-Nursing Science (main campus and Lake of the Ozarks), CIP 511105, 5/2018

Cotley College

- BA, Organizational Leadership (main campus), CIP 520213, 7/2017
- BA, Women, Gender, and Sexuality Studies (main campus), CIP 050299, 7/2017
- BA, BS, Criminology (main campus), CIP 450401, 7/2017
- BA, Secondary Education, with options in Biology, Business Education, Chemistry, English, Social Science, and Speech/Theatre (main campus), CIP 131205, 11/2017

Lindenwood University

- MA, Education (Ozarks Technical Community College-Table Rock), CIP 139999, 7/2017
- MA, School Administration (Ozarks Technical Community College-Table Rock), CIP 130499, 7/2017
- MA, School Counseling (Ozarks Technical Community College-Table Rock), CIP 511508, 7/2018

- EdD, Educational Administration (Webb City School District Administrative Offices), CIP 130409, 7/2017
- EdD, Instructional Leadership (Webb City School District Administrative Offices), CIP 130404, 7/2017
- EDSp, EdD, Educational Administration (State Fair Community College), CIP 130409, 8/2017
- EDSp, EdD, Instructional Leadership (State Fair Community College), CIP 130404, 8/2017
- C1, Psychological Examiner Certification (State Fair Community College), CIP 429999, 8/2017
- MA, Higher Education (online), CIP 130406, 3/2018
- GRCT, Human Resource Management (main campus and online), CIP 521001, 3/2018
- BS, Data Science (main campus), CIP 270599, 3/2018
- MA, Integrated School Library Media and Technology (online with hybrid option at main campus), CIP 131334, 3/2018

Missouri Valley College

- MS, Fitness Management (main campus), CIP 310504, 11/2017
- BS, Mild/Moderate Cross Categorical (main campus), CIP 131017, 6/2018
- MS, Business Entrepreneurship (main campus), CIP 520701, 6/2018
- MS, Exercise Science (main campus), CIP 310505, 6/2018
- MA, Educational Administration: Elementary and Middle School Administration/Principalship (main campus), CIP 130408, 6/2018

Park University

- BSBA, Accounting (Whiteman Air Force Base), CIP 520305, 10/2017
- BSBA, Computer Information Management (Whiteman Air Force Base), CIP 521201, 10/2017
- MED, Principal Leadership in Urban School (main campus), CIP 130409 11/2017

Ranken Technical College

- AS, Industrial Engineering Technology (Perryville), CIP 470303, 9/2017
- AT, Industrial Engineering Technology (Perryville), CIP 470303, 9/2017
- C2, Industrial Engineering Technology (Perryville), CIP 470303, 9/2017

Rockhurst University

- BS, Health Sciences (main campus), CIP 510001, 7/2017
- BS, Analytics and Technology (main campus), CIP 521301, 7/2017

Saint Luke's College of Health Sciences

- AA, Allied Health, with options in General Studies and Public Health (online and hybrid at main campus), CIP 510000, 3/2018
- AS, Allied Health, with options in General Studies and Pre-Nursing (online and hybrid at main campus), CIP 510000, 3/2018
- AS, Medical Assisting (main campus), CIP 510801, 3/2018

William Jewell College

- BS, Public Relations (main campus), CIP 090900, 11/2017
- BA, Data Science, with options in Bioinformatics, Business Intelligence, Economic Analysis, Mathematics & Modeling, and Molecular Design (main campus), CIP 270304, 3/2018
- BA, Musical Theatre (for delivery at main campus), CIP 500509, 5/2017

Off-site, residence and instructional site locations

The Coordinating Board for Higher Education has statutory responsibility to review and approve both the establishment of residence centers and the off-site delivery of existing programs, while also having the authority to monitor course delivery at instructional sites.

The following new off-site and residence center locations for public institutions were approved, and updated during Fiscal Year 2018.

New Locations:

Lindenwood University
Ozarks Technical Community College-Table Rock
10698 Historic Highway 165
Hollister, MO 65672

Lindenwood University
Webb City School District Administrative Offices
411 N. Madison
Webb City, MO 64870

Lindenwood University
State Fair Community College
3201 W. 16th St.
Sedalia, MO 65301

North Central Missouri College
6503 North Belt Highway
Country Club, MO 64506

North Central Missouri College
Savannah High School
710 State Route E
Savannah MO 64485

Closed Locations:

Columbia College-Lexington
1880 Washington Avenue
Lexington, MO 64067

Moberly Area Community College
Jim Sears Northeast Technical Center
55701 MO-6
Edina, MO 63537

Northwest Missouri State University
Cameron School District
423 N. Chestnut
Cameron, MO 64429

Northwest Missouri State University
Kirksville Area Technical Center
1103 S. Cottage Grove
Kirksville, MO 63501

Northwest Missouri State University
Missouri Southern State University
3950 E. Newman Rd.
Joplin, MO 64801

Northwest Missouri State University
Kirksville TCRC
315 S. Franklin
Kirksville, MO 63501

Northwest Missouri State University
Mercer High School
400 Main St.
Mercer, MO 64661

Northwest Missouri State University
Albany High School
101 W. Jefferson
Albany, MO 64402

Southeast Missouri State University
Bootheel Education Center
111, Malden, MO 63863

Southeast Missouri State University
Doniphan High School
5 Ball Park Road
Doniphan, MO 63935

Southeast Missouri State University
Festus R-VI High School
501 Westwind Drive
Festus, MO 63028

Southeast Missouri State University
Kennett Area Higher Education Center
510 College Street
Kennett, MO 63857

Southeast Missouri State University
Park Hill Education Center
7703 NW Barry Road
Kansas City, MO 64153

Southeast Missouri State University
Perryville County Higher Education Center
108 South Progress Drive
Perryville, MO 63775

Southeast Missouri State University
St. Genevieve County R-II High School
725 Washington St.
St. Genevieve, MO 63670

Lindenwood University at Carrollton School
District Administrative Offices
103 E. 9th Street
Carrollton, MO 64633

Lindenwood University at Mansfield High School
315 W. Ohio Street
Mansfield, MO 65704

Lindenwood University at Monett School District
Scott Technical Center, 2 David Sippy Dr.
Monett, MO 65708

Lindenwood University at Northwest School
District-Woodridge Middle School
2109 Gravois Rd.
High Ridge, MO 63049

Lindenwood University at Ozarks Technical
Community College-Richwood Campus
3369 W. Jackson St.
Ozark, MO 65721

Lindenwood University at Ozarks Technical
Community College-Table Rock
10698 Historic Highway 165
Hollister, MO 65672

Lindenwood University at State Fair Community
College
3201 W. 16th Street
Sedalia, MO 65301

Three Rivers College
2203 Navel Felts Blvd.
Malden, MO 63863

Updated Address:

Southeast Missouri State University
Southeast @ Kennett
1230 First St.
Kennett, MO 63857

Missouri State University-Joplin Site
4722 E. 32nd St.
Joplin, MO 64804

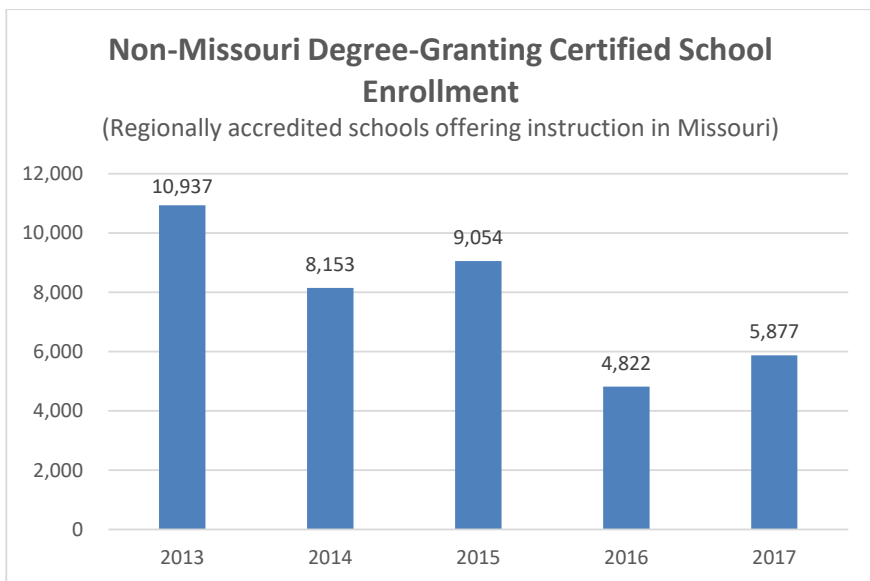
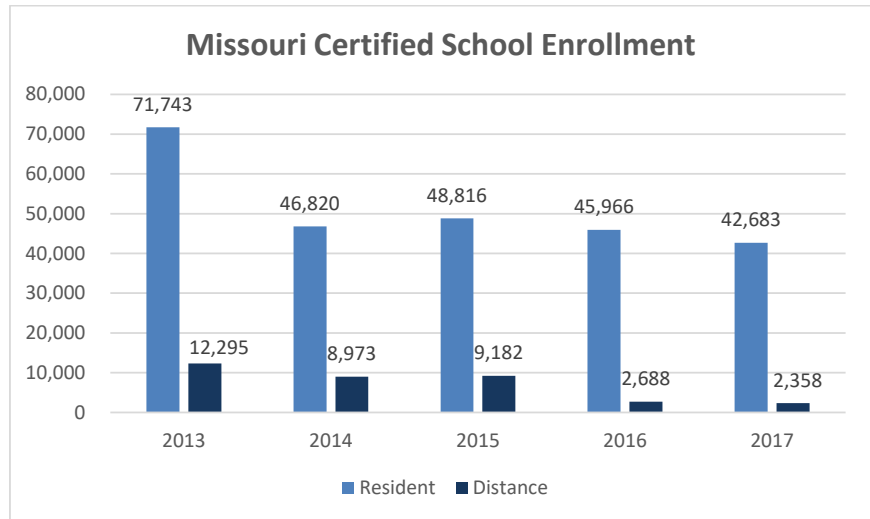


Proprietary School Certification and Enrollment

The Department of Higher Education oversees operating standards for proprietary schools to ensure students are treated fairly and receive education and training consistent with the published objectives of the schools. Certified schools provide education and training in more than 4,000 degree and certificate programs.

During Fiscal Year 2018, department staff renewed the certification of 112 existing institutions and 24 branch locations, received 58 application requests, certified eight schools to operate, granted or reauthorized exemption from certification standards to 15 schools, and monitored the closing of 11 certified schools.

The number of students enrolled in a Missouri private career school decreased over the past year from 45,966 to 42,683. Student recruitment into programs out-of-state or via distance education also fell from 2,688 to 2,358. However, the number of students enrolled in non-Missouri degree-granting institutions (regionally accredited institutions offering instruction in the state) increased nearly 22 percent over the past year from 4,822 to 5,877.





Core budget recommendations

The Coordinating Board for Higher Education's budget recommendations for state-supported public colleges and universities for the forthcoming biennium are:

Institution	Fiscal Year 2019 core	Fiscal Year 2020 core request	3% Performance Funding
Community Colleges	\$143,570,515	\$143,570,515	\$4,307,115
Harris-Stowe State University	\$10,211,260	\$9,461,260	\$283,838
Lincoln University	\$16,470,193	\$16,470,193	\$494,106
Lincoln University Land Grant Match	\$4,000,000	\$4,000,000	
Northwest Missouri State University	\$30,186,117	\$30,186,177	\$905,584
Missouri Southern State University	\$26,231,242	\$23,031,242	\$690,937
Missouri State University	\$84,001,060	\$84,001,060	\$2,520,032
Missouri Western State University	\$21,246,755	\$21,246,755	\$637,403
Southeast Missouri State University	\$44,879,469	\$44,879,469	\$1,346,384
State Technical College of Missouri	\$5,530,371	\$5,530,371	\$165,911
Truman State University	\$40,660,322	\$40,660,322	\$1,219,810
University of Central Missouri	\$54,338,357	\$54,338,357	\$1,630,151
University of Missouri System	\$417,111,876	\$416,236,876	\$12,487,105
Totals	\$898,437,537	\$893,612,597	\$26,688,376