

Missouri Department of Higher Education



MDHETM

Missouri Department of Higher Education

*Building Missouri's future...
by degrees[®]*

Fiscal Year 2017 Overview

ACHIEVEMENT

We work with the state's colleges and universities to help students achieve their education and career goals and increase the percentage of Missourians with degrees and certificates to provide the skilled and knowledgeable workforce Missouri needs.

Access

- The department's Journey to College initiative provided assistance and information about planning and paying for college to more than 50,000 high school and college students through social media, publications, and outreach events including Apply Missouri, FAFSA Frenzy, and Decision Day.

Affordability

- More than \$129 million in state financial aid was awarded to 64,620 Missouri students through 10 grant and scholarship programs, including the A+ Scholarship, Access Missouri Grant, and Bright Flight Scholarship.
- The department developed a core curriculum of 42 credit hours that will transfer as equivalent credit among all public colleges and universities in the state. The core curriculum will improve course transfer, saving students time and money as they work toward a degree.

Completion

- The state's public colleges and universities developed new math requirements for dozens of degree programs through the department's Math Pathways initiative. Courses such as statistics and number theory are better aligned to many degrees, including business, English, and history. Degrees in science, technology, engineering, and math will continue to require algebra-intensive courses.
- Ten colleges and universities began work on two pilot programs – Guided Pathways to Success and Concurrent Enrollment – to help more students complete a degree in less time and at less cost.
- The department launched a 15 to Finish initiative that encourages full-time students to complete 15 or more credit hours a semester to graduate on time.
- Missouri's remedial education rates continue to decrease as colleges and universities expand corequisite courses, which provide students with additional instruction to help them succeed in college-level, credit-bearing courses. The percentage of students enrolled in remedial education courses dropped from 35.6 percent in 2012 to 26.8 percent in 2017.



370,000 students were enrolled at Missouri's public two- and four-year and independent colleges and universities in 2017.

100,700 certificates and degrees were awarded by Missouri public and independent colleges and universities during the 2016-17 academic year.

We collaborate with education leaders across the state to strengthen Missouri's higher education system and ensure accountability and promote efficiency and effectiveness at the state's public colleges and universities.

Statewide higher education system review

The department worked with a task force of college and university presidents and chancellors to consider how the schools can better meet Missouri's education and workforce needs. The group looked at the structure of the state's higher education system, degree programs offered, and geographic regions served. The task force also developed a framework for approving new degree programs at Missouri's higher education institutions.

Academic program review

A review of academic programs offered at the state's public colleges and universities focused on identifying programs that are not meeting their goals. The review helps schools determine whether or not they should continue to offer programs that produce few graduates and ensures that Missouri's higher education resources are being invested wisely to provide high quality, cost-effective degree programs.

Administrative costs workgroups

College and university presidents and chief financial aid officers worked with the department to identify ways the state's higher education institutions can reduce administrative costs. Two workgroups – one for community colleges and one for four-year universities – focused on potential savings through shared services and procurement. The groups also reviewed state regulations that pose a significant burden on Missouri's colleges and universities and, if eliminated, would allow the schools to operate more efficiently.

Performance funding

A task force to revise the state's performance funding model developed more rigorous accountability measures – including college completion rates, affordability, and efficiency – for Missouri's public higher education institutions. The performance funding model is used to determine a portion of state funding for public colleges and universities.

Program approval

The department approved the addition of 136 new academic programs and the deletion of 54 programs at Missouri's public colleges and universities. The department also reviewed 158 new academic programs offered by the state's independent colleges and universities.



Our mission:

Collaborate with stakeholders to deliver a coordinated postsecondary education system that provides accessible, affordable, and innovative education that supports economic growth, enhances civic engagement, and improves the quality of life for all Missourians.

Missouri's coordinated plan for higher education

The Coordinating Board for Higher Education is responsible for creating a coordinated plan for higher education in Missouri. *Preparing Missourians to Succeed: A Blueprint for Higher Education*, focuses on five goals:

Goal 1: Attainment

Missouri will increase the proportion of working-age adults with high-quality, affordable postsecondary credentials to 60 percent by 2025.

Goal 2: Affordability

Missouri will rank among the 10 most affordable states in which to obtain a postsecondary degree or certificate by 2025.

Goal 3: Quality

Missouri will produce graduates with high quality postsecondary degrees and certificates that are valuable and relevant to individuals, employers, communities and the state.

Goal 4: Research and innovation

Missouri will be a top 10 state for investment in academic research by 2025.

Goal 5: Investment, advocacy and partnerships

Missouri will promote greater investment in a culture of postsecondary education through increased advocacy and powerful partnerships with education, business, government and communities.

Read more about Missouri's Blueprint for Higher Education at dhe.mo.gov/blueprint.php.



ATTAINMENT



AFFORDABILITY



QUALITY



RESEARCH & INNOVATION



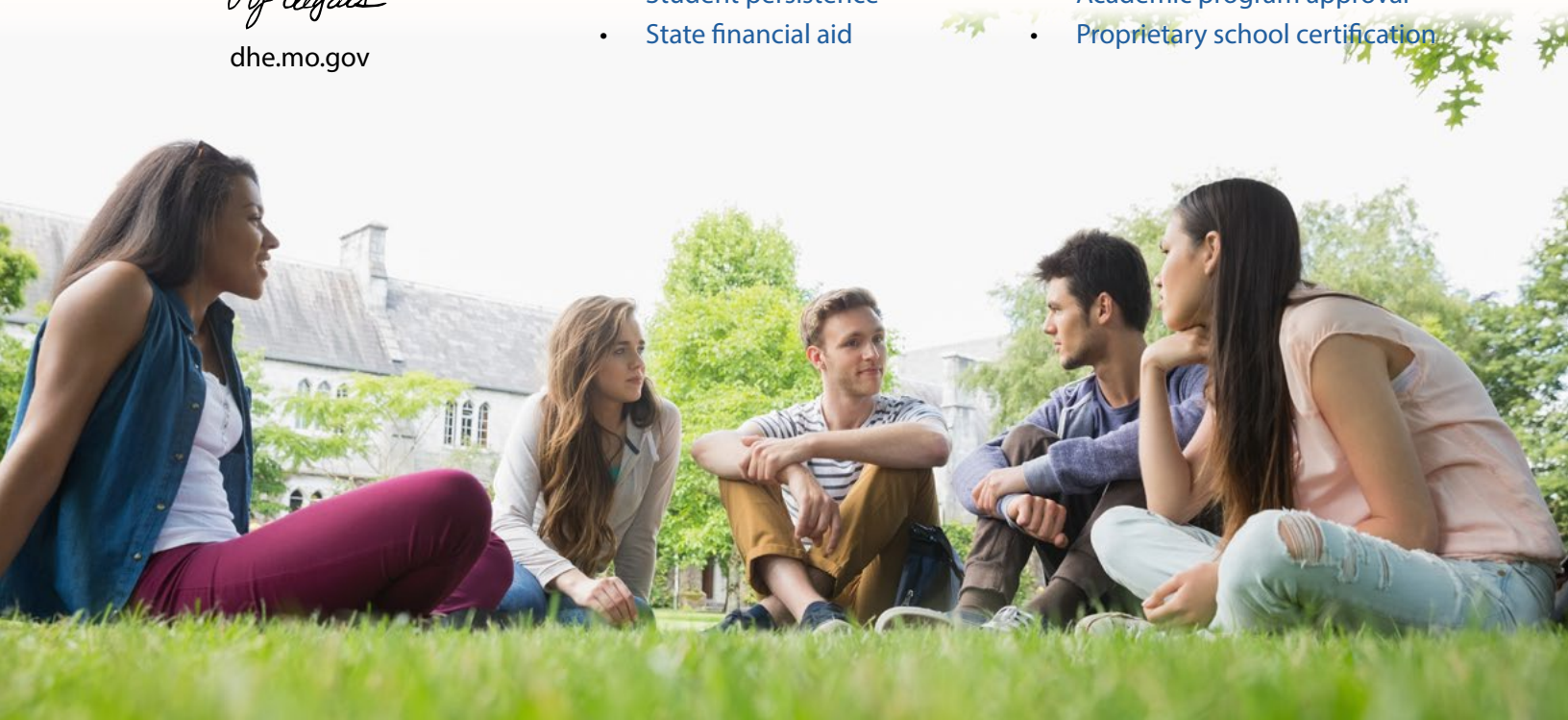
INVESTMENT,
ADVOCACY &
PARTNERSHIPS



More information

Visit dhe.mo.gov/about/annualreports.php for more information about:

- Student enrollment
- Student persistence
- State financial aid
- Performance funding
- Academic program approval
- Proprietary school certification





Student enrollment

Total headcount enrollment at public four-year institutions

	2012	2013	2014	2015	2016
Harris-Stowe State University	1,484	1,298	1,280	1,390	1,470
Lincoln University	3,205	3,043	3,117	2,945	2,738
Missouri Southern State University	5,417	5,616	5,613	5,783	6,205
Missouri State University	20,628	21,265	21,813	22,268	23,537
Missouri University of S&T	7,645	8,129	8,640	8,884	8,833
Missouri Western State University	6,056	5,802	5,863	5,530	5,363
Northwest Missouri State University	6,830	6,483	6,718	6,592	6,530
Southeast Missouri State University	11,672	11,866	12,039	11,786	11,791
Truman State University	6,226	6,215	6,241	6,196	6,364
University of Center Missouri	11,878	12,513	13,379	14,395	13,988
University of Missouri-Columbia	34,704	34,616	35,425	35,424	33,239
University of Missouri-Kansas City	15,990	15,718	16,146	16,685	16,936
University of Missouri-St Louis	16,705	16,809	17,072	16,738	16,989
Public four-year total	148,440	149,373	153,346	154,616	153,983

Total headcount enrollment at public two-year institutions

	2012	2013	2014	2015	2016
Crowder College	5,575	5,845	5,710	5,584	5,434
East Central College	4,043	3,900	3,606	3,222	2,966
Jefferson College	5,494	5,194	4,883	4,705	4,692
Metropolitan Community College	20,151	19,234	18,202	17,680	18,138
Mineral Area College	3,775	4,508	4,632	4,387	4,173
Missouri State University-West Plains	2,082	2,123	2,161	1,970	1,941
Moberly Area Community College	5,294	5,793	5,444	4,823	5,004
North Central Missouri College	1,786	1,775	1,720	1,679	1,722
Ozarks Technical Community College	15,123	14,798	14,393	13,611	13,255
St. Charles Community College	7,642	7,396	7,153	6,865	6,755
St. Louis Community College	26,613	24,009	21,218	18,902	19,052
State Fair Community College	5,115	5,185	4,981	4,926	5,138
State Technical College	2,212	1,294	1,259	1,274	1,227
Three Rivers College	4,651	4,399	4,201	3,856	3,505
Public two-year total	108,556	105,453	99,563	93,484	93,002

Total headcount enrollment at not-for-profit independent institutions

	2012	2013	2014	2015	2016
Avila University	1,908	1,971	1,907	1,842	1,710
Central Methodist University-CLAS	1,173	1,107	1,185	4,653	1,093
Central Methodist University-CGES	4,237	4,128	4,517	1,094	4,483
College of the Ozarks	1,388	1,535	1,455	1,452	1,522
Columbia College	17,852	17,084	16,576	14,771	16,430
Cottey College	292	283	275	324	288
Culver-Stockton	769	843	971	1,066	1,095
Drury University	5,228	4,649	4,215	3,688	3,569
Evangel University	2,079	2,274	2,006	1,958	1,821
Fontbonne University	2,075	1,997	1,819	1,713	1,526
Hannibal-LaGrange	1,214	1,230	1,169	1,167	1,103
Lindenwood	11,903	12,213	12,151	11,620	10,749
Maryville	4,203	5,033	5,931	6,414	6,828
Missouri Baptist	5,212	5,345	5,321	5,276	5,732
Missouri Valley	1,734	1,724	1,550	1,982	1,808
Park University	11,787	11,012	10,263	9,413	10,866
Rockhurst University	2,808	2,920	3,002	2,930	2,845
Saint Louis University	17,646	17,341	17,052	17,595	17,214
Southwest Baptist	3,856	3,751	3,696	3,854	3,656
Stephens College	899	851	862	893	949
Washington University	13,952	14,048	14,348	14,688	15,047
Webster University	18,563	18,042	16,893	15,302	14,224
Westminster College	1,084	1,039	944	930	856
William Jewell College	1,052	1,043	1,060	1,063	997
William Woods University	1,830	1,891	2,042	2,172	2,076
Independent (not-for-profit) four-year total	134,744	133,354	131,210	127,860	128,487
Wentworth	808	865	838	776	908
Independent (not-for-profit) two-year total	808	865	838	776	908
Total independent	135,552	134,219	132,048	128,636	129,395

Headcount enrollment

	2012	2013	2014	2015	2016	Percent change 2012-2016	Percent change 2015-2016
Independent institutions	135,552	134,219	132,048	128,636	129,395	-4.5%	0.6%
Independent – four year (not-for-profit)	134,744	133,354	131,210	127,860	128,487	-4.6%	0.5%
Independent – two-year (not-for-profit)	808	865	838	776	908	12.4%	17.0%
Public institutions	256,996	254,826	252,909	248,100	246,895	-3.9%	-0.5%
Public four-year	148,440	149,373	153,346	154,616	153,893	3.7%	-0.5%
Public two-year	108,556	105,453	99,563	93,484	93,002	-14.3%	-0.5%
Statewide public and independent institutions	392,548	389,045	384,957	376,736	376,290	-4.1%	-0.1%

Full-time equivalent enrollment

	2012	2013	2014	2015	2016	Percent change 2012-2016	Percent change 2015-2016
Independent institutions	96,422	90,407	94,035	93,006	92,098	0%	-1.6%
Independent – four-year (not-for-profit)	95,961	90,064	93,546	92,564	91,618	-5.3%	-1.0%
Independent – two-year (not-for-profit)	461	343	489	442	480	4.1%	9.1%
Public institutions	186,874	185,767	184,305	180,347	177,928	-4.8%	-1.3%
Public four-year	116,625	117,225	119,925	120,741	119,134	2.2%	-1.3%
Public two-year	70,249	68,542	64,381	59,606	58,794	-16.3%	-1.4%
Statewide public and independent institutions	283,296	276,174	278,340	273,353	270,026	-5.8%	-1.2%

First-time, full-time, degree-seeking undergraduate enrollment

	2012	2013	2014	2015	2016	Percent change 2012-2016	Percent change 2015-2016
Independent institutions	11,175	11,087	11,168	10,693	10,550	-5.6%	-1.3%
Independent – four year (not-for-profit)	11,066	10,963	10,953	10,585	10,421	-5.8%	-1.6%
Independent – two-year (not-for-profit)	109	124	215	108	129	18.4%	19.4%
Public institutions	37,294	35,574	36,062	34,273	33,114	-11.2%	-3.4%
Public four-year	20,023	19,629	20,620	20,648	19,354	-3.3%	-6.3%
Public two-year	17,271	15,945	15,442	13,625	13,760	-21.1%	0.1%
Statewide public and independent institutions	48,469	46,661	47,230	44,966	43,664	-9.9%	-2.9%



Student persistence

Student persistence data represents the percentage of first-time, full-time degree-seeking students at Missouri colleges and universities who enroll in school the following fall.

Public four-year institutions

Institution – incoming cohort	Fall 2012	Fall 2013	Fall 2014	Fall 2015
Harris-Stowe State University	43.1%	50.5%	46.6%	50.9%
Lincoln University	52.7%	64.7%	45.6%	46.7%
Missouri Southern State University	66.1%	65.4%	65.4%	61.5%
Missouri State University	75.2%	75.3%	78.2%	79.1%
Missouri University of S&T	82.6%	85.7%	87.1%	82.9%
Missouri Western State University	60.4%	64.1%	63.9%	65.9%
Northwest Missouri State University	65.8%	71.2%	71.4%	70.7%
Southeast Missouri State University	72.6%	72.7%	72.9%	74.0%
Truman State University	87.4%	88.0%	89.1%	87.3%
University of Central Missouri	68.8%	69.7%	70.8%	70.7%
University of Missouri-Columbia	83.5%	86.2%	87.2%	85.7%
University of Missouri-Kansas City	73.3%	73.0%	74.8%	74.9%
University of Missouri-St. Louis	75.0%	78.7%	74.8%	78.8%
Public four-year total	75.7%	78.0%	78.3%	77.5%

Public two-year institutions

Institution – incoming cohort	Fall 2012	Fall 2013	Fall 2014	Fall 2015
Crowder College	56.2%	63.6%	55.6%	53.4%
East Central College	62.1%	56.7%	55.3%	60.9%
Jefferson College	58.7%	58.7%	56.3%	62.9%
Metropolitan Community College	54.7%	55.9%	43.0%	56.9%
Mineral Area College	67.8%	67.4%	66.3%	68.1%
Missouri State University - West Plains	46.9%	39.8%	42.5%	53.7%
Moberly Area Community College	56.8%	56.1%	57.0%	59.7%
North Central Missouri College	64.6%	59.1%	53.7%	61.9%
Ozarks Technical Community College	59.1%	60.3%	60.1%	58.2%
St. Charles Community College	60.1%	60.6%	63.4%	63.4%
St. Louis Community College	53.8%	56.5%	53.3%	62.0%
State Fair Community College	59.7%	59.0%	63.1%	58.9%
State Technical College	78.5%	78.8%	83.1%	85.6%
Three Rivers College	55.2%	61.1%	57.3%	55.4%
Public two-year total	57.9%	58.8%	56.2%	60.5%

Independent institutions

Institution – incoming cohort	Fall 2012	Fall 2013	Fall 2014	Fall 2015
Avila University	70.0%	70.9%	73.5%	65.3%
Central Methodist University-CLAS	57.3%	63.9%	65.0%	66.4%
College of the Ozarks	86.0%	87.9%	74.0%	74.4%
Columbia College	53.1%	58.4%	49.4%	57.2%
Cottey College	78.7%	66.1%	72.6%	74.5%
Culver-Steockton College	66.7%	75.9%	68.3%	64.4%
Drury University	84.4%	84.5%	84.0%	85.3%
Evangel University	72.7%	75.1%	70.8%	76.0%
Fontbonne University	79.4%	68.2%	79.3%	80.3%
Hannibal-LaGrange University	62.3%	57.5%	51.9%	53.6%
Lindenwood University	70.7%	70.1%	66.0%	70.3%
Maryville University	86.8%	86.5%	88.7%	86.4%
Missouri Baptist University	60.1%	63.3%	57.9%	61.0%
Missouri Valley College	43.6%	51.5%	59.5%	43.1%
Park University	64.9%	75.0%	58.7%	53.9%
Rockhurst University	87.4%	89.2%	85.2%	83.0%
Saint Louis University	86.8%	87.6%	89.5%	91.4%
Southwest Baptist University	63.6%	67.3%	67.2%	69.3%
Stephens College	67.2%	61.3%	71.7%	68.4%
Washington University	96.4%	97.2%	96.0%	95.6%
Webster University	80.8%	77.0%	78.1%	74.8%
Westminster College	78.0%	78.2%	83.0%	75.8%
William Jewell College	76.1%	76.8%	81.5%	78.4%
William Woods University	74.4%	76.2%	74.5%	74.5%
Independent four-year not-for-profit total*	77.3%	78.6%	78.0%	77.7%
Wentworth (two-year)	54.0%	60.7%	57.6%	60.5%
Total independent	77.1%	78.5%	77.7%	77.5%



State student financial aid programs

State student financial aid disbursed during Fiscal Year 2017

Program	Number of scholarships/grants	Dollar amount
A+ Scholarship	12,775	\$34,007,528
Access Missouri Grant	44,483	\$74,567,490
Advanced Placement Incentive Grant	26	\$13,000
Bright Flight Scholarship	7033	\$20,128,113
Kids' Chance Scholarship	2	\$9,000
Minority Teaching Scholarship	6	\$12,000
Minority and Underrepresented Environmental Literacy	11	\$27,405
Public Safety Officer Survivor Grants	21	\$121,226
Marguerite Ross Barnett Memorial Scholarship	240	\$506,981
Wartime Veteran's Survivors Grant	23	\$229,782
Totals	64,620	\$129,622,525

A+ Scholarship Program (Section 160.545 RSMo)

The A+ Scholarship serves graduates of A+ designated high schools who meet certain academic and other requirements while in high school and attend a participating public community college or vocational/technical school, or certain private two-year vocational/technical schools. Award amounts are based on the student's actual tuition and general fees after the Pell Grant, or other federal, non-loan funding, has been applied.

Access Missouri Financial Assistance Program (Section 173.1101-1107, RSMo)

The Access Missouri Program provides need-based grants to students with an Expected Family Contribution (EFC) of \$12,000 or less, based on the Free Application for Federal Student Aid (FAFSA). Award amounts vary depending on a student's EFC as well as the type of school attended.

In Fiscal Year 2017, actual maximum and minimum award amounts were \$1,030 and \$300, respectively, for students attending public two-year institutions. For students attending public four-year institutions, State Technical College of Missouri, and independent institutions the maximum and minimum award amounts were \$2,250 and \$1,500, respectively.

Advanced Placement Incentive Grant (Section 173.1350, RSMo)

The Advanced Placement Incentive Grant is designed to encourage high school students to take and score well on Advanced Placement exams in mathematics and science. To qualify for the \$500 award students must achieve a grade of three or higher on at least two designated Advanced Placement exams while attending a Missouri public high school. Students must also receive an award under the Access Missouri Financial Assistance Program or the A+ Scholarship Program in the same academic year they receive this grant.

Higher Education Academic Scholarship, or “Bright Flight” (Section 173.250, RSMo)

This is a merit-based scholarship for students who achieve an ACT or SAT score in the top 5 percent on or before the June test date of their senior year in high school. Award amounts are tiered based on whether the student’s score is in the top 3 percent or top 4th and 5th percentiles. The qualifying scores are determined at the beginning of the student’s senior year in high school and are based on the scores achieved by the Missouri seniors in the preceding graduating class.

Eligible students scoring in the top 3 percent may receive up to \$3,000 annually. The annual award for students scoring in the top 4th and 5th percentiles is up to \$1,000 annually. Students qualifying in the top 3 percent must receive the maximum \$3,000 award before students in the top 4th and 5th percentiles can be funded.

To be eligible in the top 3 percent in Fiscal Year 2017, high school seniors had to achieve:

- An ACT score of 31 or better or
- An SAT score of 800 in critical reading AND 800 in math or better.

To be eligible in the top 4th and 5th percentiles in Fiscal Year 2017, high school seniors had to achieve:

- An ACT score of 30 or
- An SAT score of 760 to 799 in critical reading AND 770 to 799 in math

Although the students qualifying in the top 3 percent received the maximum \$3,000 award in Fiscal year 2017, program funding was insufficient to fund the students qualifying in the top 4th and 5th percentiles. Unfunded students that maintain their eligibility may receive an award in the future if funding becomes available.

Kids’ Chance Scholarship Program (Sections 173.254-173.258, RSMo)

This program, created in 1998, provides scholarships for the children of workers who were seriously injured or died in a work-related accident or occupational disease covered by workers’ compensation and compensable under chapter 287, RSMo. The scholarships are funded from the interest generated from the Kids’ Chance Scholarship Fund. The legislation requires the Division of Worker’s Compensation to deposit \$50,000 per year into the fund, with the last deposit scheduled for October 2018 resulting in a principal total of \$1 million.

Marguerite Ross Barnett Memorial Scholarship Program (Section 173.262, RSMo)

This scholarship, originally referred to as the Competitiveness Scholarship Program, is for students who are enrolled part time (six to 11 credit hours) and who are working at least 20 hours per week. Students must demonstrate financial need to qualify. The scholarship may be renewed annually for 150 semester credit hours or until students earn a baccalaureate degree, whichever occurs first.

The maximum award is the lesser of the actual tuition charged at the school in which the student is enrolled part time, or the amount of tuition charged an undergraduate Missouri resident enrolled part time in the same class level and academic major at the University of Missouri-Columbia. The actual tuition charged is based on six credit hours for students enrolled in six, seven or eight credit hours and nine credit hours for students enrolled in nine, ten or eleven credit hours.

Beginning in 2013, the Marguerite Ross Barnett Memorial Scholarship appropriation was amended to allow awards for this program to be made with unspent funds from the Minority Teaching Scholarship, Public Safety Officer or Employee's Child Survivor Grant, Vietnam Veterans Survivor Grant, and Wartime Veteran's Survivors Grant programs. Funds from the Vietnam Veterans Survivor Grant are no longer available as that program sunset in December of 2015.

Minority Teaching Scholarship (Section 161.415, RSMo)

This is a loan forgiveness program designed to attract academically talented undergraduate or graduate students into the teaching profession. Graduate student recipients must commit to teaching in the fields of math or science. Up to 100 students may be awarded \$2,000 annually. For students who obtain a teaching certificate and teach full-time in a Missouri public elementary or secondary school for five years, the loan converts to a scholarship. One-fifth of the student's total loans are forgiven for each year of qualifying employment.

Minority and Underrepresented Environmental Literacy Program (Section 173.240, RSMo)

This scholarship program assists academically talented minority and underrepresented individuals pursuing an undergraduate or graduate degree in an environmental course of study. Applicants are selected by the Minority Environmental Literacy Advisory committee based on academic achievement as evidenced by grade point average and standardized test scores, involvement in school and community activities, and leadership characteristics. The MDHE determines award amounts based on the amount of funding appropriated to the program and the number of eligible applicants.

Public Safety Officer or Employee's Child Survivor Grant Program (Section 173.260, RSMo)

This is a grant program for public safety officers who were permanently and totally disabled in the line of duty. Children under 24 years of age who are dependents of officers or dependents of Missouri Department of Transportation employees engaged in the construction or maintenance of the state's highways, roads and bridges killed or totally and permanently disabled in the line of duty, as well as the spouses of officers killed or totally and permanently disabled in the line of duty, are also eligible. The maximum grant amount is the lesser of the actual tuition charged at the school in which the student is enrolled full time, or the amount of tuition charged an undergraduate Missouri resident enrolled full time in the same class level and academic major at the University of Missouri-Columbia. The grant may be renewed annually until the student obtains a baccalaureate degree or, in the case of a dependent child, until the student is 24 years of age, whichever occurs first.

Wartime Veteran's Survivors Grant Program (Section 173.234, RSMo)

This program was designed to provide up to 25 grants for tuition assistance, room and board, and books for students who are survivors of post 9/11 war veterans whose deaths were a result of combat action or were attributable to an illness contracted while serving in combat, or who became at least 80 percent disabled as a result of injuries sustained in combat action. Although the Wartime Veteran's Survivors Grant program became effective in 2008, the first award was made in 2011, which was the first year for which funds were appropriated for this program.



Performance funding

In 2011, the Department of Higher Education was directed to develop a formula to allocate future funding increases to higher education institutions according to their performance. A task force, appointed by the commissioner of higher education, developed a performance funding model in 2012 based on five performance indicators. Each higher education institution could earn one-fifth of its available performance funding by demonstrating success for each one of its five performance measures.

Fiscal Year 2014 marked the first year Missouri's public higher education institutions received a portion of state funding based on the new performance funding model. During the 2014 legislative session, performance funding was codified in state statute, with at least 90 percent of new core funding distributed through the CBHE performance funding model and no more than 10 percent distributed through an equity formula developed by each institutional sector. The legislation also directed public institutions to develop a sixth performance item "to measure student job placement in a field or position associated with the student's degree level and pursuit of a graduate degree." The development of this additional measure is ongoing.

Performance funding indicators established for Missouri's public four-year colleges are:

- Student success and progress – freshman to sophomore retention or first-time, full-time freshman completing 24 credit hours during their first academic year.
- Increased degree attainment – the total number of degrees awarded or the six-year graduation rate.
- Quality of student learning – improvements in assessments of general education or major field of study or improvements on professional/occupational licensure tests.
- Financial responsibility and efficiency – the percent of total education and general expenditures on the core mission of the college or university or the increase in education revenue per full-time student at or below the increase in the Consumer Price Index.
- An institution-specific measure approved by the Coordinating Board for Higher Education.

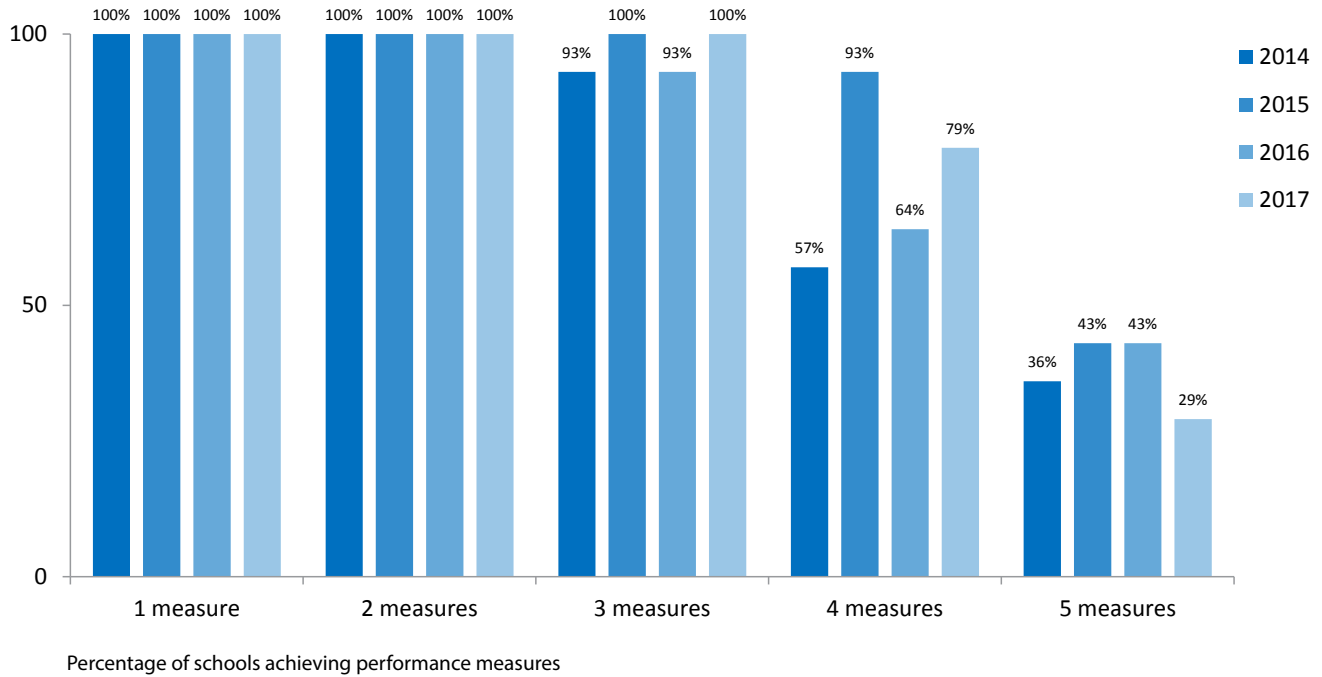
Indicators established for Missouri's public two-year colleges are:

- Three-year completion rate for first-time, full-time entering students.
- Student success and progress (designate two) – percentage of developmental students successfully completing their last developmental English course and first college-level English course, or percentage of developmental students successfully completing their last developmental math course and first college-level math course, or fall to fall persistence, or fall to spring persistence, or successful completion of all credit hours, or all college-level course enrollee success rate, or all student performance on gateway math courses, or all student performance on gateway English courses, or all developmental-level course enrollee success rate.
- Percentage of career/technical students who pass their required licensure/certification examination.
- An institution-specific measure approved by the Coordinating Board for Higher Education that addresses financial responsibility, efficiency and affordability.

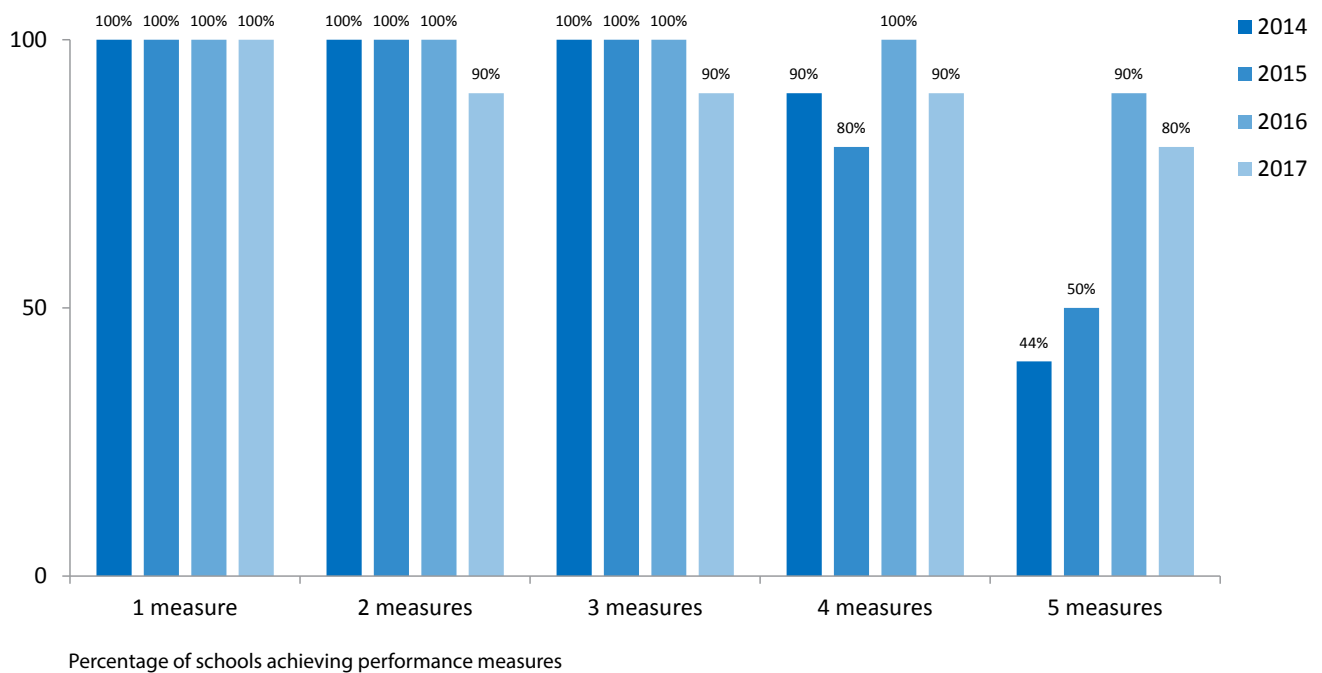
Most performance measures are evaluated based on a three-year rolling average. Success for each measure is defined as improvement over each institution's performance from the previous year or, when applicable, maintenance of a high level of performance in relation to a previously established threshold. In some instances, year over year performance can be substituted for the three-year rolling average.

Since Fiscal Year 2014, the CBHE Performance Funding Model has allocated more than \$113 million among the state's public two and four-year colleges and universities. In Fiscal Year 2017, approximately \$37.2 million was appropriated through the performance model. For that fiscal year, all of Missouri's four-year public universities met at least one performance measure and 80 percent met five measures. All of Missouri's two-year public colleges met at least three performance measures; 79 percent met four measures; and 29 percent met all five measures.

Missouri performance funding, two-year higher education institutions



Missouri performance funding, four-year higher education institutions





Academic program actions

The Coordinating Board for Higher Education has statutory responsibility to approve new academic programs and program changes; regulate the off-site delivery of existing programs; and approve the establishment of residence centers and instructional sites by public higher education institutions.

Independent institutions are requested to submit proposed new programs and programmatic changes for review and comment. The program must be reviewed as a stipulation for inclusion in the statewide inventory of approved programs.

The following charts summarize the number of programs added, deleted, inactivated, withdrawn, and conducted off-site for public and independent institutions during Fiscal Year 2017.

Public institutions

Action	Certificate	Associate	Baccalaureate	Graduate	Total
Deleted	25	8	17	4	54
Inactivated	8	6	1	1	16
Program changes*	51	36	74	49	210
New	94	15	18	9	136
Off-site	6	6	11	20	43
Programs withdrawn	0	0	2	0	2

*Includes options inactivated/deleted, options added, titles changed, certificates added, and programs combined.

Independent institutions

Action	Certificate	Associate	Baccalaureate	Graduate	Total
Deleted/inactivated	1	2	35	10	48
New	27	14	43	74	158

Provisional programs

Action	Two-year	Four-year	Total
Recommend full approval	11	7	18
Recommend review in two years	4	7	11
Recommend deletion	1	1	2
Institution deleted prior to five year review	4	2	6

Academic programs approved during Fiscal Year 2017

Degree abbreviations

Certificates: C0, C1, GRCT

Associate degrees: AS, AAS, AA, AT, AFA

Baccalaureate degrees: BA, BS, BM, BSE, BFA, BPA, BHS, BSN, BACC, BSBA

Graduate degrees: MA, MS, DBA, EDD, MBA, MED, MFA, EDSP, MDIV, MSED

Public two-year institutions

Crowder College

- C1, Automotive Technology: Basic Auto Mechanic, (main campus and online) 02/17
- C1, Automotive Technology: Basic Engines Systems, (main campus and online) 02/17
- C1, Advanced Construction, (main campus and online) 02/17
- C1, Diesel Technology: Basic Electrical/Electronics I, (main campus and online) 02/17
- C1, Diesel Technology: Basic Electrical/Electronics II, (main campus and online) 02/17
- C1, Diesel Technology: Engines I, (main campus and online) 02/17
- C1, Diesel Technology: Engines II, (main campus and online) 02/17

East Central College

- AAS, Certificate, Business, (Rolla North, 2303 North Bishop Avenue, Rolla, MO 65401), 09/16
- AAS, Certificate, Computer Information Systems, (Rolla North), 09/16
- AAS, C1, Heating, Ventilation, Air Conditioning and Refrigeration, (Business and Industry Center, 42 Prairie Dell Plaza Drive, Union, MO 63084), 09/16
- AAS, C2, Industrial Engineering Technology, (Business and Industry Center), 09/16
- C1, Industrial Maintenance, (Business and Industry Center), 09/16
- AAS, Certificate, Medical Assistant, (Rolla North), 09/16
- AAS, C1, C2, Precision Machining Technology, (Business and Industry Center), 09/16
- C1, Precision Machining Technology w/CNC Machining, (Business and Industry Center), 09/16

Jefferson College

- AFA, Associate of Fine Arts, 12/16
- **Missouri State University-West Plains**
- C1, Health Information Technology, Medical Administrative Office Assistant, (main campus), 09/16
- C1, Health Information Technology, Electronic Health Records Specialist, (main campus), 09/16
- C2, Technical Certificate, Pre-Nursing (main campus), 09/16
- AS, Culinary and Hospital Management, (main campus), 09/16

North Central Missouri College

- AAS, Early Childhood Development, (Cameron Head Start, 902 West 4th Street, Cameron, MO), 02/17
- AAS, Behavioral Health Support, (main campus), 02/17
- C0, Manufacturing Skills, (Northwest Technical School), 02/17
- AAS, Fire Science Technology, (main campus), 04/17

Ozarks Technical Community College

- AS, Pre-Pharmacy, (main campus), 09/16
- AAS, Aviation Flight Technology, (main campus), 02/17

Saint Louis Community College

- AAS, Surgical Technology, (main campus), 09/16

St. Charles Community College

- AFA, Music, (main campus), 06/17

State Fair Community College

- AAS, Nursing, (Whiteman Air Force Base), 06/17

Three Rivers College

- AAS, Industrial Technology-Welding, (Poplar Bluff Technical Career Center), 09/16
- C1, Maintenance Welding, (Poplar Bluff Technical Career Center), 09/16
- C1, Manufacturing Welding, (Poplar Bluff Technical Career Center), 09/16
- C1, Plumbing Technician, (main campus, Dexter, Kennett, Malden, Sikeston), 02/17
- C1, Heating, Ventilation, Air Conditioning/Refrigeration Technology, (main campus, Dexter, Kennett, Malden, Sikeston), 02/17
- C1, Electrical Technology, (main campus, Dexter, Kennett, Malden, Sikeston), 02/17
- AAS, Engineering Technology, (Kennett Career & Tech and Pemiscot County Career & Tech), 06/17
- C1, Maintenance Welding, (Kennett Career & Tech and Pemiscot County Career & Tech), 06/17
- C1, Manufacturing Welding, (Kennett Career & Tech and Pemiscot County Career & Tech), 06/17
- C1, Practical Nursing Program, (main campus and TRC@Kennett), 06/17

Public four-year institutions**Missouri State University**

- BS, Criminology, (MSU-West Plains, ITV, online), 09/16
- BS, Music, (main campus), 09/16
- MS, Agriculture, (main campus), 09/16
- BS, Religious Studies, 12/16
- MA, Teaching and Learning, (Bentley Administrative Center, 1610 E. Sunshine St., Springfield, MO 65804), 12/16
- EDSp, Teacher Leadership (SETL), Bentley Administrative Center), 12/16
- MS, Computer Science, (main campus), 06/17
- MEd, Early Childhood Special Education (accelerated), (main campus), 06/17

Missouri Western State University

- BS, Technical Communication, (main campus), 04/17

Missouri University of Science and Technology

- BS, History, (main campus), 02/17

Northwest Missouri State University

- C0, Professional Writing Certificate, (main campus, online), 09/16
- GRCT, Teaching English to Speakers of Other Languages, (main campus, online), 09/16
- BSEd, Early Childhood Education, (main campus, Northwest Kansas City Center), 09/16
- MA, Teaching English to Speakers of Other Languages, (main campus, online), 09/16
- BS, Psychology, (Northwest KC, 6889 North Oak Trafficway, Gladstone, MO), 02/17
- BA/BS, Communication, (Northwest KC, 6889 North Oak Trafficway, Gladstone, MO), 02/17
- MS, Information Systems, (main campus), 06/17
- MEd, Curriculum and Instruction, (main campus), 06/17
- C1, Certificate in Spanish, (main campus), 06/17

Southeast Missouri State University

- BS, Geographic Information Science, (main campus), 09/16
- BS, Industrial and Systems Engineering, 12/16
- MS, Applied Computer Science, (main campus), 06/17
- BSBA, Entrepreneurship, (main campus), 06/17

Truman State University

- BA, BS, Statistics, (main campus), 09/16

University of Central Missouri

- BSBA, Events Marketing and Management, (main campus), 02/17
- BSBA, Big Data and Business Analytics, (main campus), 06/17

University of Missouri-Columbia

- MS, Applied Behavior Analysis, (main campus), 09/16
- BHS, Public Health, (main campus), 02/17

University of Missouri-Kansas City

- BA, Film and Media Arts, (main campus), 09/16
- BS, Public Health, (main campus and online), 06/17

University of Missouri-St. Louis

- DBA, Doctor of Business Administration (with options), (main campus), 02/17

Independent institutions

Arthage R-9/Carthage Technical Center

- C1, Practical Nursing Program, (Carthage Technical Center, 609 S. River Street, Carthage, MO 64836), 06/17

Calvary University

- C1, One-Year Certificate, 12/16
- AA, Biblical Studies, 12/16
- AA, General Education, 12/16
- AA, Ministry Studies, 12/16
- AA, Professional Directed Studies, 12/16

- AA, Worship Arts, 12/16
- BA, Advanced Biblical Studies, 12/16
- BM, Music, 12/16
- BM, Music Education, 12/16
- BS, Advanced Biblical Studies, 12/16
- BS, Biblical Counseling, 12/16
- BS, Business Administration, 12/16
- BS, Elementary Education, 12/16
- BS, Interdisciplinary Studies, 12/16
- BS, Ministry Studies, 12/16
- BS, Professional Directed Studies, 12/16
- BS, Secondary Education, 12/16
- BS, Theatre Arts, 12/16
- MA, Bible and Theology, 12/16
- MA, Biblical Counseling, 12/16
- MDiv, Pastoral Studies, 12/16
- MS, Education, 12/16
- MS, Music, 12/16
- MS, Organization Development, 12/16

Central Methodist University

- BACC, Accountancy (completion), (Three Rivers-Dexter, Kennett, Sikeston and online), 02/17
- BA/BS, Psychology (completion), (Three Rivers-Dexter, Kennett, Sikeston and online), 02/17
- BSEd, Special Education (completion), (Three Rivers-Dexter, Kennett, Sikeston and online), 02/17
- BSN, RN to BSN, CIP 510000 (for delivery Barnes Jewish Hospital, 10 Hospital Drive, St. Peters, MO), 06/17

Columbia College

- AS, Fire Service Administration, (main campus-evening, Moberly, Christian County, Lake of the Ozarks, St. Louis, Kansas City, Jefferson City, Rolla), 09/16
- BS, Business Administration-Human Resource Management, (main campus, Fort Leonard Wood, Jefferson City, St. Louis), 09/16
- BA, Business Administration-Human Resource Management, (St. Louis, Fort Leonard Wood, Jefferson City, online), 09/16

Evangel University

- MS, Athletic Training, (main campus), 04/17

Hannibal-LaGrange University

- BS/BAS, Business Management, (Missouri Baptist Convention, 400 E. High Street, Jefferson City, MO), 06/17

Lindenwood University

- BA, MA, Initial Teacher Certification, Gateway Science Academy-3 campuses: Elementary 6576 Smiley Ave., St. Louis, MO 63139; Middle and High School 5049 Fuller Ave, St. Louis, MO 63139; South 6651 Gravois Ave, St. Louis, MO 63116), 09/16
- BA, Music Business, (main campus), 09/16

- BS, Criminal Justice, (Old Post Office, 815 Olive Street, St.Louis, MO 63101), 09/16
- MA, Education, (Forsyth School District Administrative Offices, 178 Panther Street, Forsyth, MO 65653-0187; Hollister School District Administration Office, 1014 State Hwy BB, Hollister, MO 65672; Northwest School District, Woodridge Middle School, 2109 Gravois Rd, High Ridge, MO 63049), 09/16
- MA, Education, (Ozarks Technical Community College-Richwood Valley Campus), 09/16
- MA, School Administration, (Ozarks Technical Community College-Richwood Valley Campus), 09/16
- MA, School Administration, (Carrollton School District Administrative Offices, 103 E. 9th Street, Carrollton, MO 64633), 09/16
- MA, School Administration-Initial Principal Certification, (Carrollton School District Administrative Offices), 09/16
- MA, School Administration-Initial Principal Certification, (Neosho School District Administration Office, 511 Neosho Blvd, Neosho, MO 64850), 09/16
- MA, School Counseling, (Neosho School District Administration Office; West Plains School District, South Central Career Center, 407 Thornburg St., West Plains, MO 65885), 09/16
- MA, School Administration-Initial Principal Certification, (Willard School District Administrative Offices, 515 E. Jackson, Willard, MO 65781-7233), 09/16
- MA, Education, (Willard School District Administrative Offices), 09/16
- MBA, Business Administration, (Old Post Office, 815 Olive Street, St. Louis, MO 63101), 09/16
- MS, Criminal Justice, (Old Post Office), 09/16
- MS, Managing Information Security (Trimester Hybrid Program), (Old Post Office), 09/16
- EDSp, School Administration, (Ozarks Technical Community College-Richwood Valley Campus), 09/16
- EdSp, Instructional Leadership (PK-12), (Ozarks Technical Community College-Richwood Valley Campus), 09/16
- EdSp, Education Administration-Superintendent Certification, (Ozarks Technical Community College-Richwood Valley Campus), 09/16
- EDSp, Education Administration-Superintendent Certification, (Washington School District Administrative Offices), 09/16
- EDSp, Instructional Leadership, (Washington School District Administrative Offices), 09/16
- EdD, Education Administration-Superintendent Certification, (Neosho School District Administration Office, 511 Neosho Blvd, Neosho, MO 64850), 09/16
- EdD, Education Administration, (Ozarks Technical Community College-Richwood Valley Campus), 09/16
- EdD, Instructional Leadership (PK-12), (Ozarks Technical Community College-Richwood Valley Campus), 09/16
- EdD, Education Administration, (main campus and South County site, 12224 Tesson Ferry Rd, Suite 200, St. Louis, MO 63128; West Plains School District, South Central Career Center, 407 Thornburg, West Plains, MO 65885), 09/16
- EdD, Instructional Leadership, (main campus and South County site; West Plains School District, South Central Career Center), 09/16
- EdD, Education Administration-Superintendent Certification, (Poplar Bluff District Administrative Offices, 1110 N. Westwood Blvd, Poplar Bluff, MO 63901-3336), 09/16
- EdD, Instructional Leadership, (Poplar Bluff District Administrative Offices), 12/16
- MA, Education, (Warsaw Community Learning Center, 20363 Lane of Champions, Warsaw, MO 65355), 12/16

- MA, School Administration, Elementary and Middle School-Initial Principal Certification, (Warsaw Community Learning Center, 20363 Lane of Champions, Warsaw, MO 65355), 12/16
- MA, School Administration, Secondary-Initial Principal Certification, (Warsaw Community Learning Center), 12/16
- MA, School Administration, Elementary and Middle School-Initial Principal Certification, (Rolla Middle School, 1111 Soest Road, Rolla, MO 65401), 12/16
- MA, School Administration, Secondary-Initial Principal Certification, (Rolla Middle School), 12/16
- EDSp, School Administration-Initial Principal Certification, (Rolla Middle School,), 12/16
- EDSp, Education Administration-Advanced/Superintendent Certification, (Rolla Middle School), 12/16
- EDSp, School Administration-Initial Certification, (at Lindenwood University Old Post Office Campus, 815 Olive St., St. Louis, MO 63101), 12/16
- EDSp, Education Administration-Superintendent Certification, (Lindenwood University Old Post Office Campus), 12/16
- EDSp, Instructional Leadership-PK-12 noncertification, (Lindenwood University Old Post Office Campus), 12/16
- EDD, Education Administration-Superintendent Certification, (Missouri Valley College, 500 E. College St, Marshall, MO 65340), 12/16
- EDD, Instructional Leadership, (Missouri Valley College), 12/16
- EDSp, School Administration-Initial Certification, (Lindenwood University Wentzville Campus, 1102 E. Pitman Ave.,Wentzville, MO 63385), 12/16
- EDSp, Education Administration-Superintendent Certification, (Lindenwood University Wentzville Campus), 12/16
- BA, Digital Art, (main campus and online), 06/17
- BA, Game Design, (main campus and online), 06/17
- BA, Special Education, (main campus), 06/17
- BFA, Directing, (main campus), 06/17
- BS, Digital Content Strategy, (main campus and online), 06/17
- BS, Environmental Sciences, (main campus), 06/17
- BS, Fashion Business and Entrepreneurship, (main campus and online), 06/17
- BS, Health Promotion and Wellness Management, (main campus), 06/17
- BS, Therapeutic Recreation, (main campus), 06/17
- GRCT, Psychological Examiners Certification, (OTC-Waynesville), 06/17
- MA, Advertising, Public Relations: Corporate Communications, (main campus), 06/17
- MA, Art History, (main campus and online), 06/17
- MA, Communications, (main campus), 06/17
- MA, Educational Technology, (online), 06/17
- MA, English for Speakers of Other Languages (ESOL K-12), (main campus), 06/17
- MA, Game Design, (main campus and online), 06/17
- MA, Gifted Education K-12, (main campus), 06/17
- MA, Interactive Media and Web Design, (main campus), 06/17
- MA, Special Reading K-12, (main campus), 06/17
- MME, Music Education, (main campus and online), 06/17
- MS, Digital Content Strategy, (main and online), 06/17
- MS, Fashion Business and Entrepreneurship, (main campus and online)
- MA, Journalism, (main campus and online), 06/17

- MA, Education, (Aurora High School Library, 306 W. Prospect, Aurora, MO 65606), 06/17
- MA, School Administration, (Aurora High School Library, 306 W. Prospect, Aurora, MO 65606), 06/17
- MA, School Counseling, (Aurora High School Library, 306 W. Prospect, Aurora, MO 65606), 06/17
- MA, Education, (Mansfield High School Library, 315 West Ohio St., Mansfield, MO 65704), 06/17
- MA, School Administration, initial principal certification, (Mansfield High School Library, 315 West Ohio St., Mansfield, MO 65704), 06/17
- MA, School Counseling, (Mansfield High School Library), 06/17
- •EDSp, School Administration, initial principal certification, (Mansfield High School Library), 06/17
- EDSp, Education Administration, Superintendent certification, (Mansfield High School Library, 315 West Ohio St., Mansfield, MO 65704), 06/17
- EDD, Education Administration, Superintendent Certification, (Mansfield High School Library, 315 West Ohio St., Mansfield, MO 65704), 06/17
- MA, Education, (Monett School District, Scott Technical Center, 2 David Sippy Drive, Monett, MO 65708), 06/17
- MA, Counseling-School Counseling Certification, (Monett School District, Scott Technical Center, 2 David Sippy Drive, Monett, MO 65708), 06/17
- MA, Education, (Wright City Middle School, 100 Bell Road, Wright City, MO 63390), 06/17
- MA, Education, (Monett School District, Scott Technical Center, 2 David Sippy Drive, Monett, MO 65708), 06/17
- MA, Counseling-School Counseling Certification, (Monett School District, Scott Technical Center), 06/17

Maryville University

- MS, Business Data Analytics, (main campus and online), 09/16
- MS, Software Development, (online), 04/17
- MS, Data Science, (main campus), 06/17
- Master of Health Administration, (online), 06/17

Park University

- BS, Information Systems, (main campus and online), 09/16
- BS, Geography, (Ft. Leonard Wood, Truman Education Center, 4904 Constitution Avenue, Building 499, Suite 33, Ft. Leonard Wood, MO and online), 09/16
- BPA, Business Relations, (Whiteman AFB), 12/16
- BPA, Criminal Justice, (Whiteman AFB), 12/16
- BPA, Fire Service, (Whiteman AFB), 12/16
- BPA, Homeland Security, (Whiteman AFB), 12/16
- BPA, Public Service, (Whiteman AFB), 12/16
- BS, Business Administration-Management, (Whiteman AFB)
- BS, Business Administration-Human Resource Management, (Whiteman AFB), 04/17

Ranken Technical College

- AT, Information Technology, (1205 Corporation Lane, Perryville, MO 63775), 06/17

Southwest Baptist University

- AS, Teaching, (Salem campus), 02/17

Stephens College

- Master of Physician Assistant Studies, (main campus), 09/16
- BS, Exercise Science, (main campus), 06/17

Off-site, residence and instructional site locations

The Coordinating Board for Higher Education has statutory responsibility to review and approve both the establishment of residence centers and the off-site delivery of existing programs, while also having the authority to monitor course delivery at instructional sites.

Carthage R-9/Carthage Technical Center
609 S. River Street
Carthage, MO 64836

East Central College
Business and Industry Center (BIC)
42 Prairie Dell Plaza Drive
Union, MO 63084

Hannibal LaGrange University
Missouri Baptist Convention
400 E. High Street
Jefferson City, MO 65102

Lindenwood University
Aurora High School Library
306 E. Prospect
Aurora, MO 65606

Lindenwood University
Mansfield High School Library
315 West Ohio Street
Mansfield, MO 65704

Lindenwood University
Monett School District Scott Technical Center
2 David Sippy Drive
Monett, MO

Lindenwood University
Wright City Middle School
100 Bell Road
Wright City, MO 63390

North Central Missouri College
Cameron Head Start
902 West 4th Street
Cameron, MO

University of Missouri-Columbia (Residence Center)
School of Medicine-Springfield Clinical Campus
1845 S. National Ave.
Springfield, MO 65804

Change of address

North Central Missouri College
Cameron High School
1022 South Chestnut
Cameron, MO 64429

Park University-Independence
20101 East Jackson Drive
Independence, MO 64057

Park University Truman Education Center
4904 Constitution Avenue, Bldg. 499, Ste. 33
Fort Leonard Wood, MO 65473

Park University-Whiteman Air Force Base
509 FSS/FSDE
511 Spirit Blvd., Ste. 245
Whiteman AFB, MO 65305

Park University-Metropolitan Kansas City
911 Main St., Ste. 300
Kansas City, MO 64105

University of Central Missouri-Lee's Summit
1101 Northwest Innovation Way
Lee's Summit, MO 64086



Proprietary School Certification and Enrollment

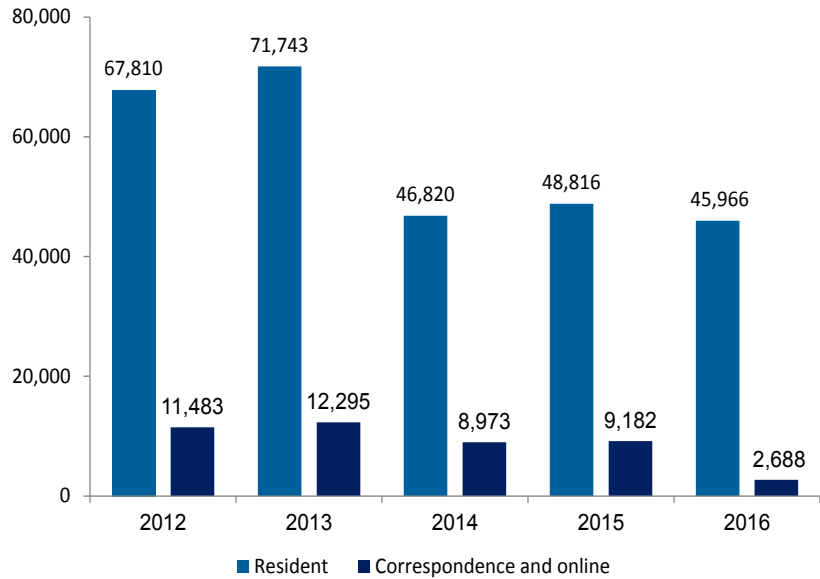
The Department of Higher Education oversees operating standards for proprietary schools to ensure students are treated fairly and receive education and training consistent with the published objectives of the schools. Certified schools provide education and training in nearly 4,000 degree and certificate programs.

During Fiscal Year 2017, department staff renewed the certification of 121 existing institutions, received 58 application requests, certified six schools to operate, granted exemption from certification standards to 10 new schools, renewed the exemption of eight currently exempt schools, and monitored the closing of 16 certified schools.

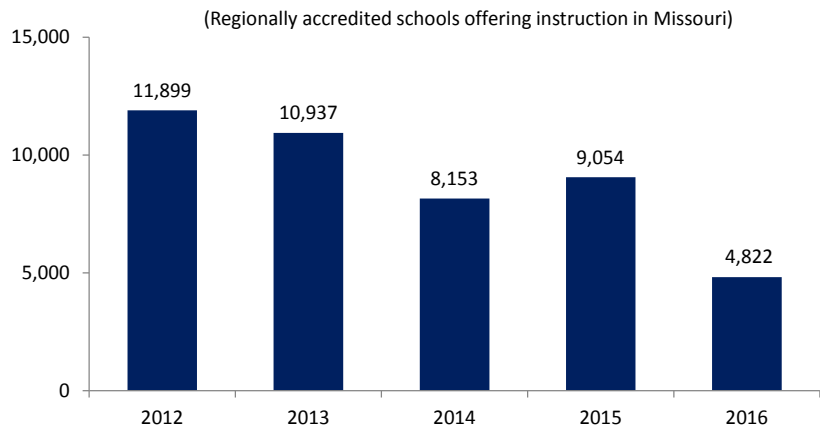
Enrollment at postsecondary education institutions certified to operate by the department remains well below the peak reached in 2013. In 2016, enrollment numbers remained relatively flat from the prior year. The number of students enrolled in Missouri private career schools decreased over the past year from 48,816 to 45,966, a decrease of approximately 6 percent. The number of students enrolled in non-Missouri degree-granting institutions (regionally accredited institutions offering instruction in the state) declined substantially from 9,054 to 4,822, a decline of nearly 50 percent.

Federal regulations focusing on the proprietary school industry will likely lead some schools to become more selective in their enrollment policies or to reduce the number of program offerings. Continued shifts toward distance education by institutions based outside the state is a likely contributor to the non-Missouri enrollment decline. In addition, increased federal scrutiny of this sector has led to several large school closures since these data were compiled.

Missouri proprietary school enrollment



Non-Missouri degree-granting school enrollment





Core budget recommendations

The Coordinating Board for Higher Education's budget recommendations for state-supported colleges and universities for the forthcoming biennium are:

Institution	Fiscal Year 2018 core	Fiscal Year 2019 core request	10% reappropriation
Community colleges	\$147,391,74	\$147,391,746	\$14,739,175
Harris-Stowe State University	\$9,713,078	\$419,172,068	\$971,308
Lincoln University	\$17,832,513	\$17,832,513	\$1,783,251
Lincoln University Land Grant Match	\$2,500,000	\$2,500,000	\$250,000
Northwest Missouri State University	\$30,989,542	\$30,989,542	\$3,098,954
Missouri Southern State University	\$23,644,235	\$23,644,235	\$2,364,424
Missouri State University	\$85,620,837	\$85,620,837	\$8,562,084
Missouri Western State University	\$21,812,252	\$21,812,252	\$2,181,255
Southeast Missouri State University	\$46,073,968	\$46,073,968	\$4,607,397
State Technical College of Missouri	\$5,677,566	\$5,677,566	\$567,757
Truman State University	\$41,742,526	\$41,742,526	\$4,174,253
University of Central Missouri	\$55,784,610	\$55,784,610	\$5,578,461
University of Missouri System	\$419,172,068	\$419,172,068	\$41,917,207
Subtotals	\$907,954,941	\$907,954,941	\$90,795,494