

COMPLETE COLLEGE AMERICA

**Missouri 15 To Finish / GPS
Statewide Kickoff**

Dhanfu E. Elston, Ph.D. (*dah-nee-foo*)
Vice President for Alliance State Relations



@CompleteCollege
@DrElston

COMPLETE COLLEGE AMERICA

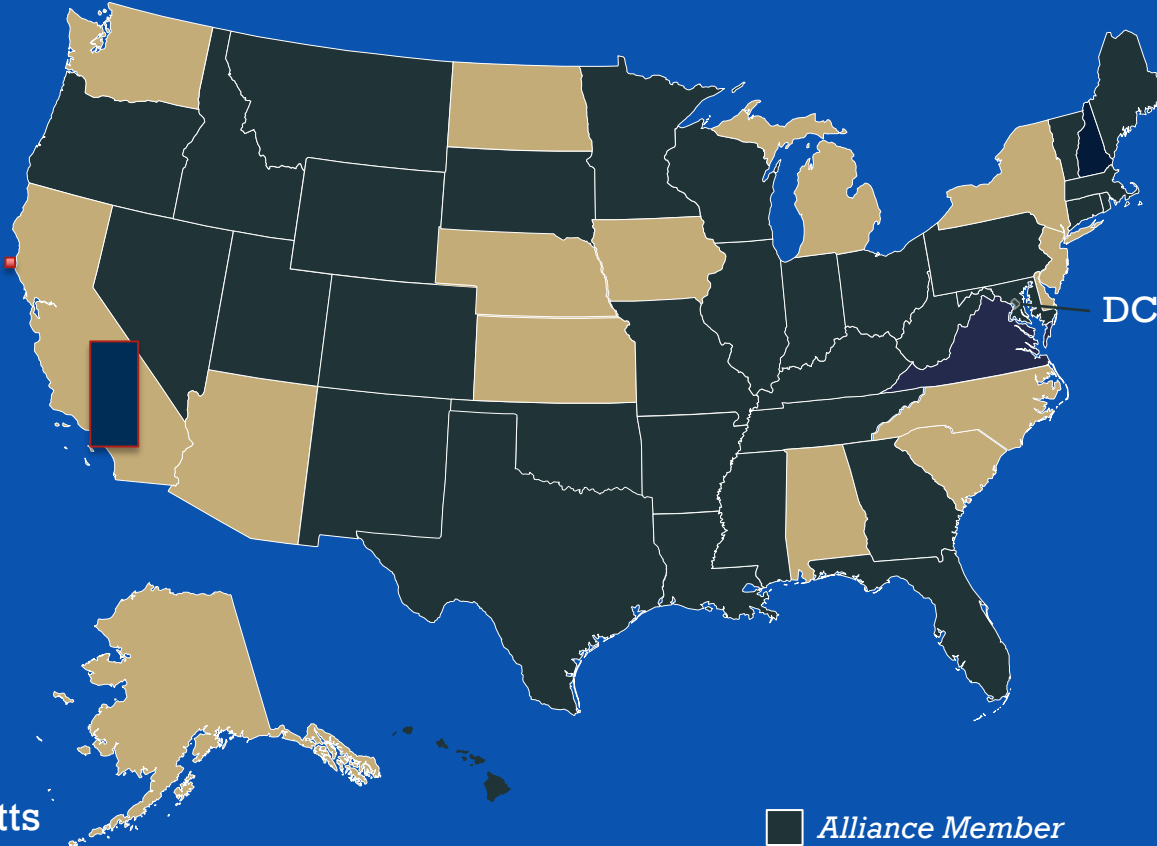
Working with states to significantly **increase** the number of Americans with quality career **certificates or college degrees** and to **close attainment gaps** for traditionally underrepresented populations.

www.completecollege.org



40 Members


- Arkansas
- CVHEC
- Colorado
- Connecticut
- District of Columbia
- Florida
- Georgia
- Hawaii
- Houston
- Idaho
- Illinois
- Indiana
- Kentucky
- Louisiana
- Maine
- Maryland
- Massachusetts
- Montana
- Minnesota
- Mississippi
- Missouri



- Commonwealth of the Northern Mariana Islands
- Nevada
- New Hampshire
- New Mexico
- Ohio
- Oklahoma
- Oregon
- Pennsylvania
- Puerto Rico
- Rhode Island
- South Dakota
- Tennessee
- Texas
- Utah
- Vermont
- Virginia
- West Virginia
- Wisconsin
- Wyoming

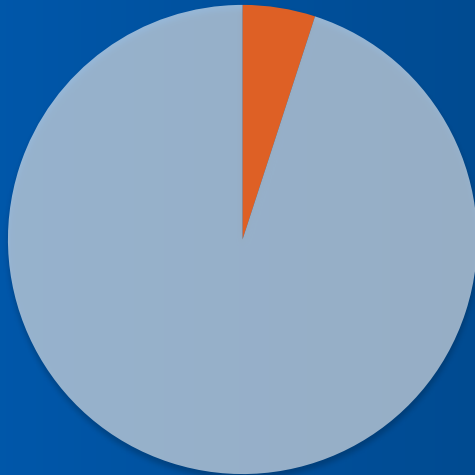
50 of 580+

public four-year institutions



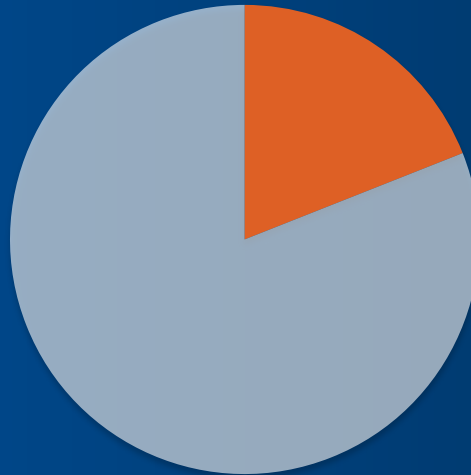
On-Time Graduation Rates

2-Year



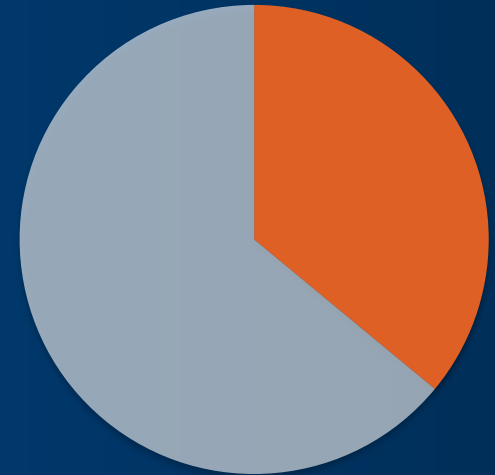
5%

4-Year
(non-flagship)



19%

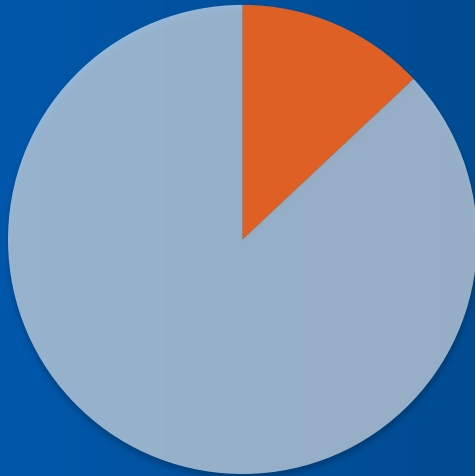
4-Year
(flagship/
very high research)



36%

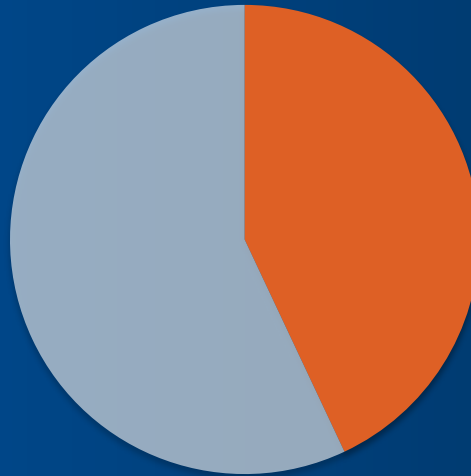
150% Graduation Rates

2-Year



13%

4-Year
(non-flagship)



43%

4-Year
(flagship/
very high research)



68%

Excess Credits

2-Year

80.9




60 Credits

4-Year

(non-flagship)

133.5



120 Credits

4-Year

(flagship/
very high research)

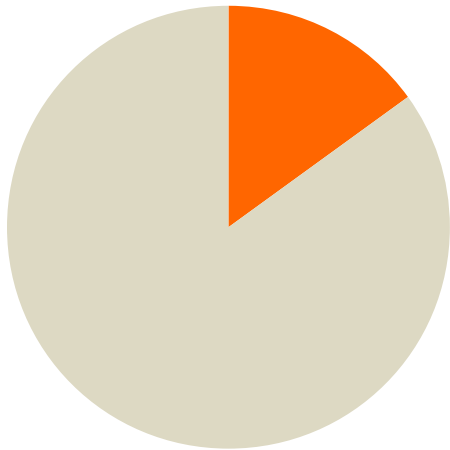
134.6



120 Credits

Too Few Missouri Students Graduate

2 year colleges

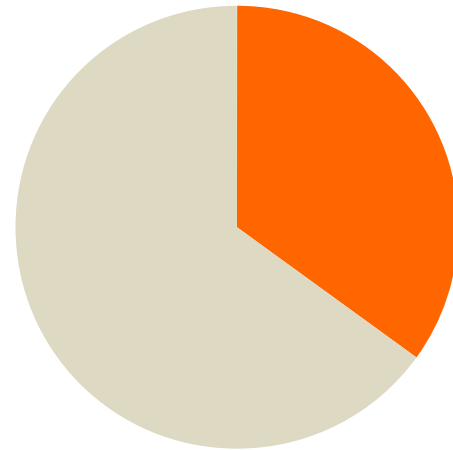


23%

Within
3 years

(full-time)

4 year colleges
(non-flagship)



31%


Within
6 years

Remediation

Missouri Community Colleges

Students Who Require Remediation

White



58%

African American



85%

Hispanic



64%

Few Missouri Remedial Students Complete College Gateway Courses at 2-year Colleges



47%

DON'T Complete
Corresponding
Gateway Course

Excess Credits - Missouri

2-Year

76.6



60 Credits


4-Year

(non-flagship)

133.5



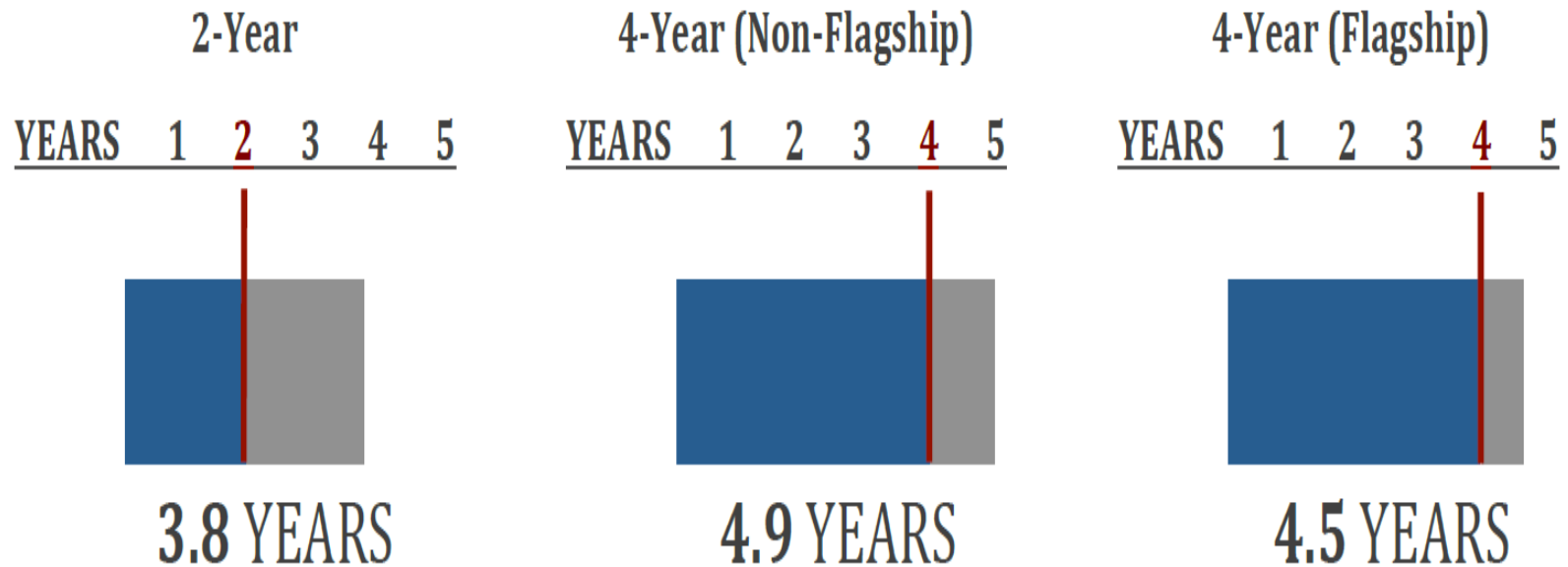
120 Credits



Four-Year

MYTH

Time to Degree (Full-Time Students)



Time to Degree - Missouri

2-Year

3.4

2 Years

4-Year

(non-flagship)

4.5

4 Years

4-Year

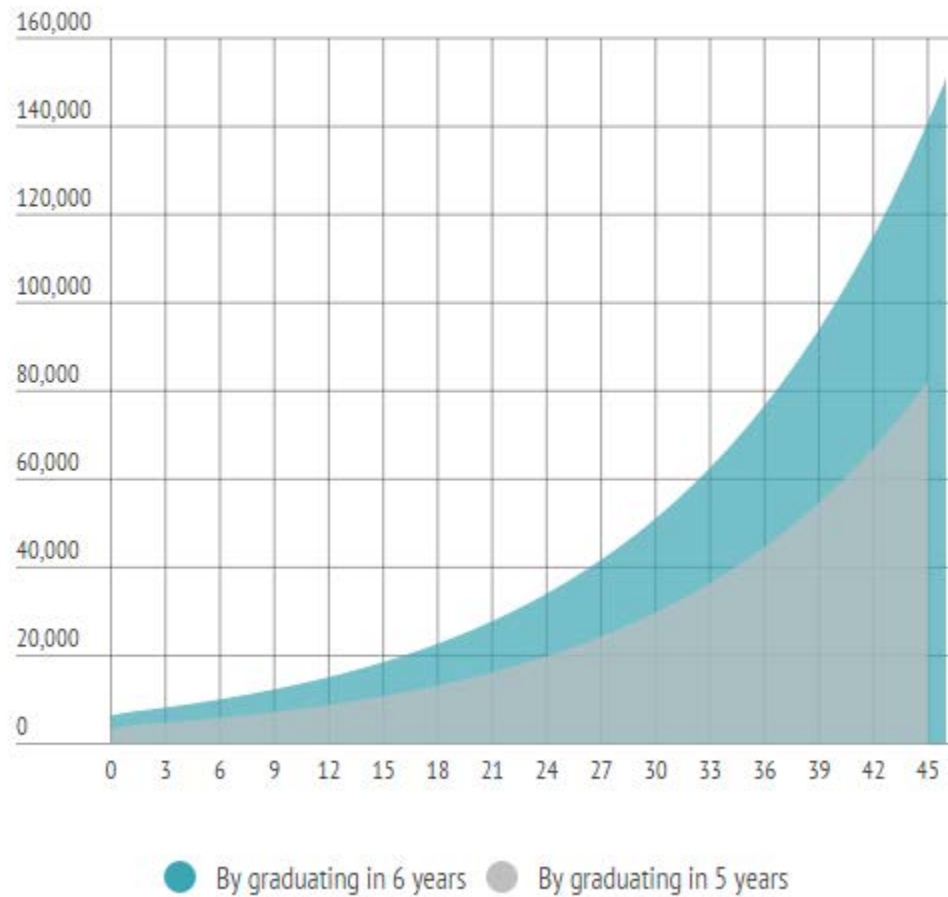
(flagship/
very high research)

4.3

4 Years

TUITION AND LOAN COSTS	ONE EXTRA YEAR, PUBLIC COLLEGE	ONE EXTRA YEAR, PRIVATE COLLEGE	TWO EXTRA YEARS, PUBLIC COLLEGE	TWO EXTRA YEARS, PRIVATE COLLEGE
Portion of tuition paid out of pocket	\$12,557	\$18,992	\$25,375	\$38,115
Cost of a loan, with interest, over 10 years	\$6,040	\$7,823	\$12,080	\$15,645
Total cost	\$18,598	\$26,815	\$37,456	\$53,760

Retirement savings forgone



	ONE EXTRA YEAR, PUBLIC COLLEGE	ONE EXTRA YEAR, PRIVATE COLLEGE	TWO EXTRA YEARS, PUBLIC COLLEGE	TWO EXTRA YEARS, PRIVATE COLLEGE
Tuition and loans	\$18,598	\$26,815	\$37,456	\$53,760
Opportunity costs	\$128,429	\$128,429	\$245,253	\$245,253
Total cost for not graduating in four years	\$147,026	\$155,244	\$282,691	\$298,995

The Game Changers



COMPLETE COLLEGE AMERICA


Behavioral Economics: **Default**

Organ Donation Rates



Austria (OPT-
OUT)

99%



Germany (OPT-
IN)

12%



1. Performance Funding & Metrics



2. #15ToFinish / Full Time is Fifteen



3. Structured Schedules



4. GPS Direct



5. Corequisite Remediation



GAME CHANGER

**Performance
Funding**



Metrics: Data Drives Change!

- Rates and number of degrees
- Momentum points (remediation, gateway courses, first-year credits, time to degree)
- By race, age, gender, income

Adopted by National Governors Association

CCA DATA METRICS

CONTEXT

- Enrollment
- Completion ratio *

PROGRESS

- Remediation*
- Success in 1st yr college English and math*
- Credit accumulation *
- Retention rates
- Course completion *

OUTCOMES

- Degrees awarded annually and change over time
- Graduation rates
- Transfer rates
- Credit and time to degree*

** Not collected in IPEDS*



GAME CHANGER

**Structured
Schedules**

✓ GAME CHANGER

Structured Schedules



Block schedules of classes



Cohorts of students







Students choose programs or majors, not courses



Attendance required

Baltimore City Community College

Monday	Tuesday	Wednesday	Thursday	Friday
MORNING BLOCK				
8:00AM – 8:50AM MUS 103 - #8765	Structured Learning Activities 	8:00AM – 8:50AM MUS 103 - #8765	Structured Learning Activities 	8:00AM – 8:50AM MUS 103 - #8765
9:00AM – 9:50AM MAT107 - #8766		9:00AM – 9:50AM MAT107 - #8766		9:00AM – 9:50AM MAT107 - #8766
10:00AM – 10:50AM SP 101 - #8767		10:00AM – 10:50AM SP 101 - #8767		10:00AM – 10:50AM SP 101 - #8767
11:00 AM – 11:50AM ENG101 - #8768	11:00 AM – 12:10PM RENG 92 - #8769	11:00 AM – 11:50AM ENG101 - #8768	11:00 AM – 12:10PM RENG 92 - #8769	11:00 AM – 11:50AM ENG101 - #8768
12:00PM – 12:50PM COLLEGE FREE HOUR		12:00PM – 12:50PM COLLEGE FREE HOUR		12:00PM – 12:50PM COLLEGE FREE HOUR

AFTERNOON BLOCK				
1:00PM – 1:50PM ART 106 - #8771	1:00 AM – 2:10PM MAT 92 -	1:00PM – 1:50PM ART 106 - #8771	1:00 AM – 2:10PM MAT 92 -	1:00PM – 1:50PM ART 106 - #8771
2:00PM – 2:50PM SP 101 - #8772		2:00PM – 2:50PM SP 101 - #8772		2:00PM – 2:50PM SP 101 - #8772
3:00 PM – 3:50PM ENG 101 - #8773	Structured Learning Activities	3:00 PM – 3:50PM ENG 101 - #8773	Structured Learning Activities	3:00 PM – 3:50PM ENG 101 - #8773
4:00PM – 4:50PM MAT 107 - #8774		4:00PM – 4:50PM MAT 107 - #8774		4:00PM – 4:50PM MAT 107 - #8774
5:00PM – 5:50PM		5:00PM – 5:50PM		5:00PM – 5:50PM

Where there is structure, there are significant results.

TENNESSEE COLLEGES OF APPLIED TECHNOLOGY

75% avg. on-time
graduate rate

TENNESSEE COMMUNITY COLLEGES

14% avg. on-time
graduate rate

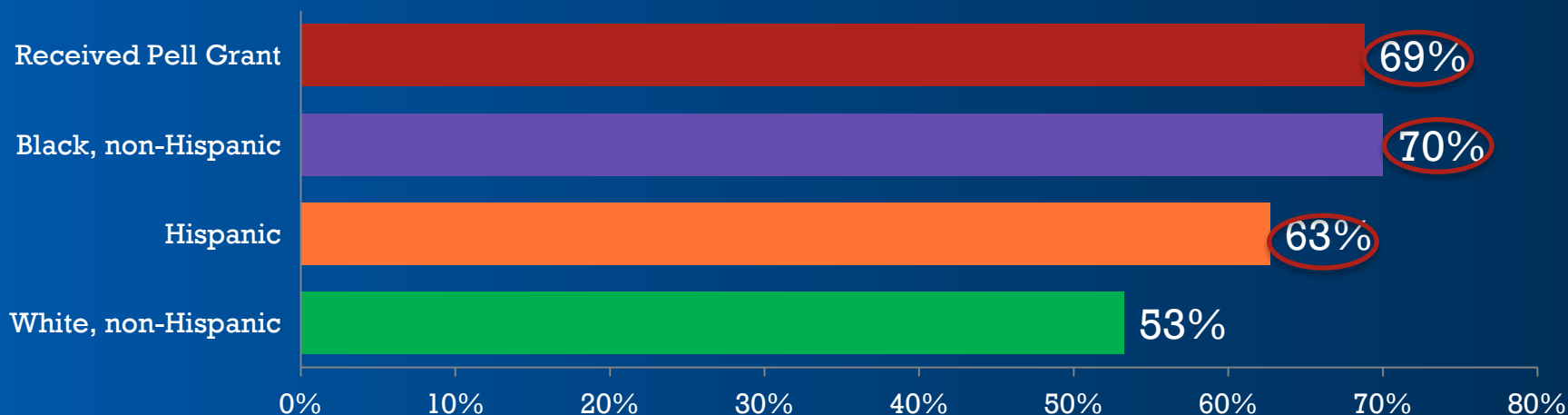


GAME CHANGER

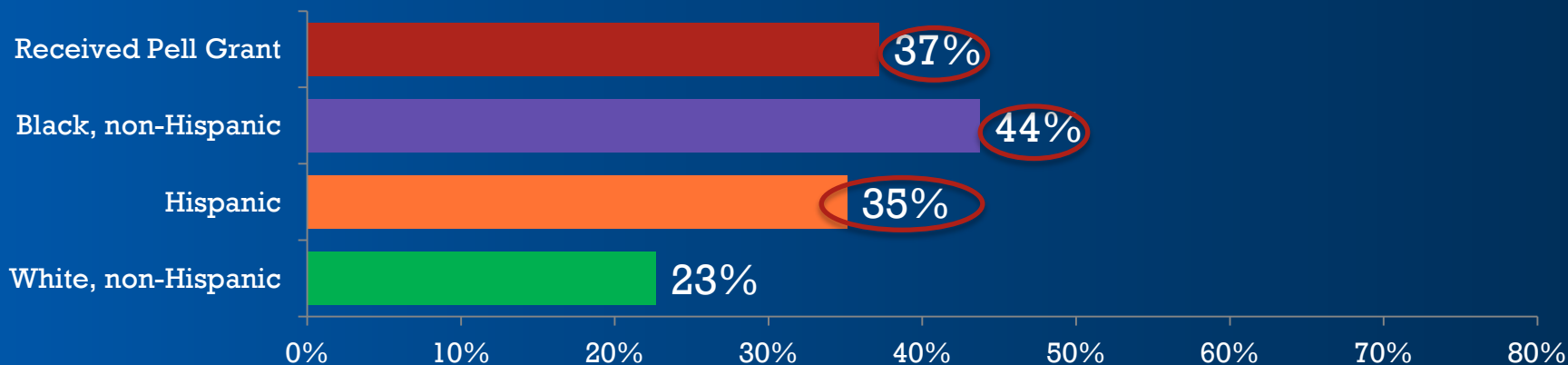
Corequisite
Remediation

African Americans, Hispanics and Pell Students are Over Represented

2-year Students

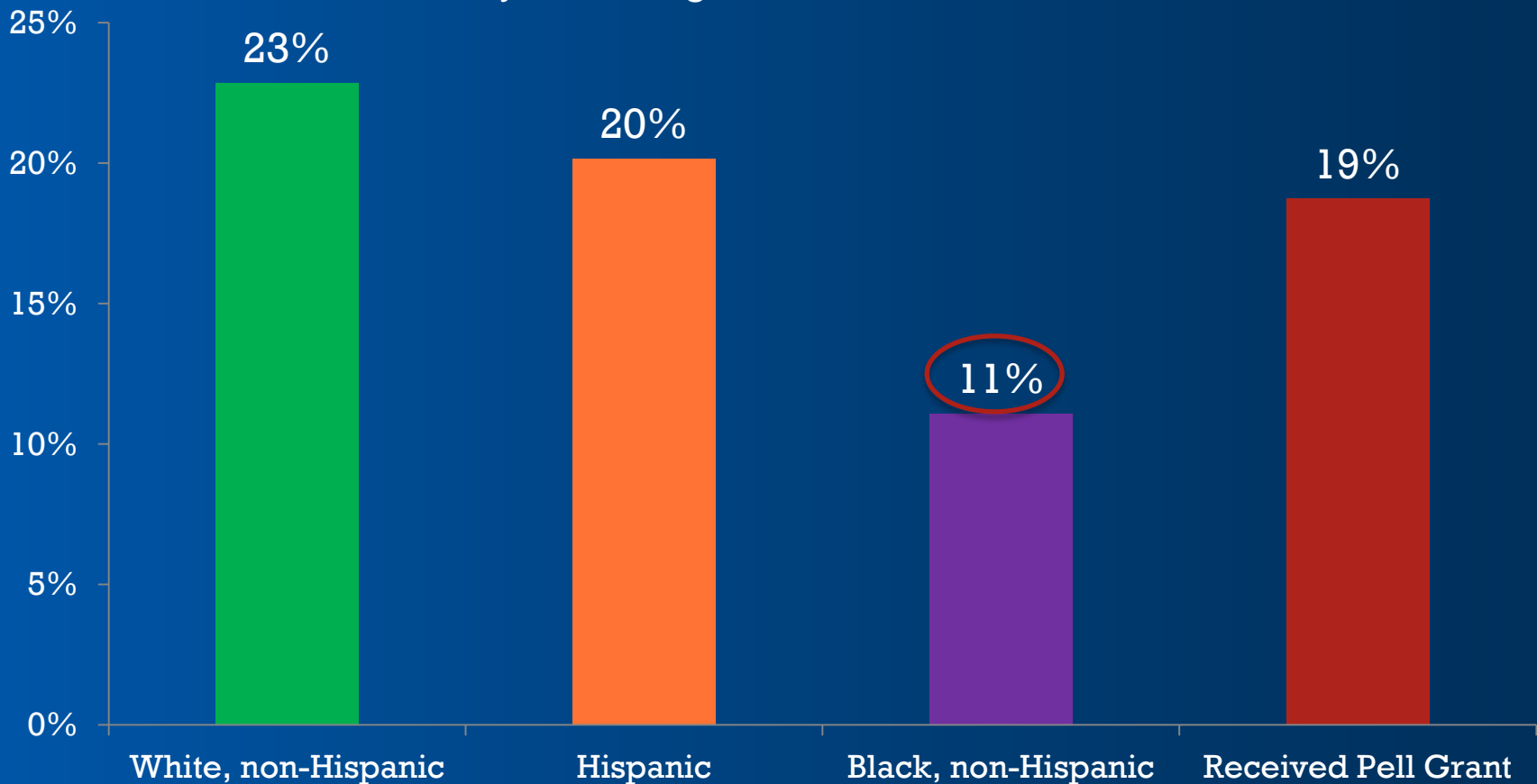


4-year Non-Flagship Students



The System Does Not Work, Particularly for African Americans

Gateway Course Completion in 2 years
2-year college remedial students

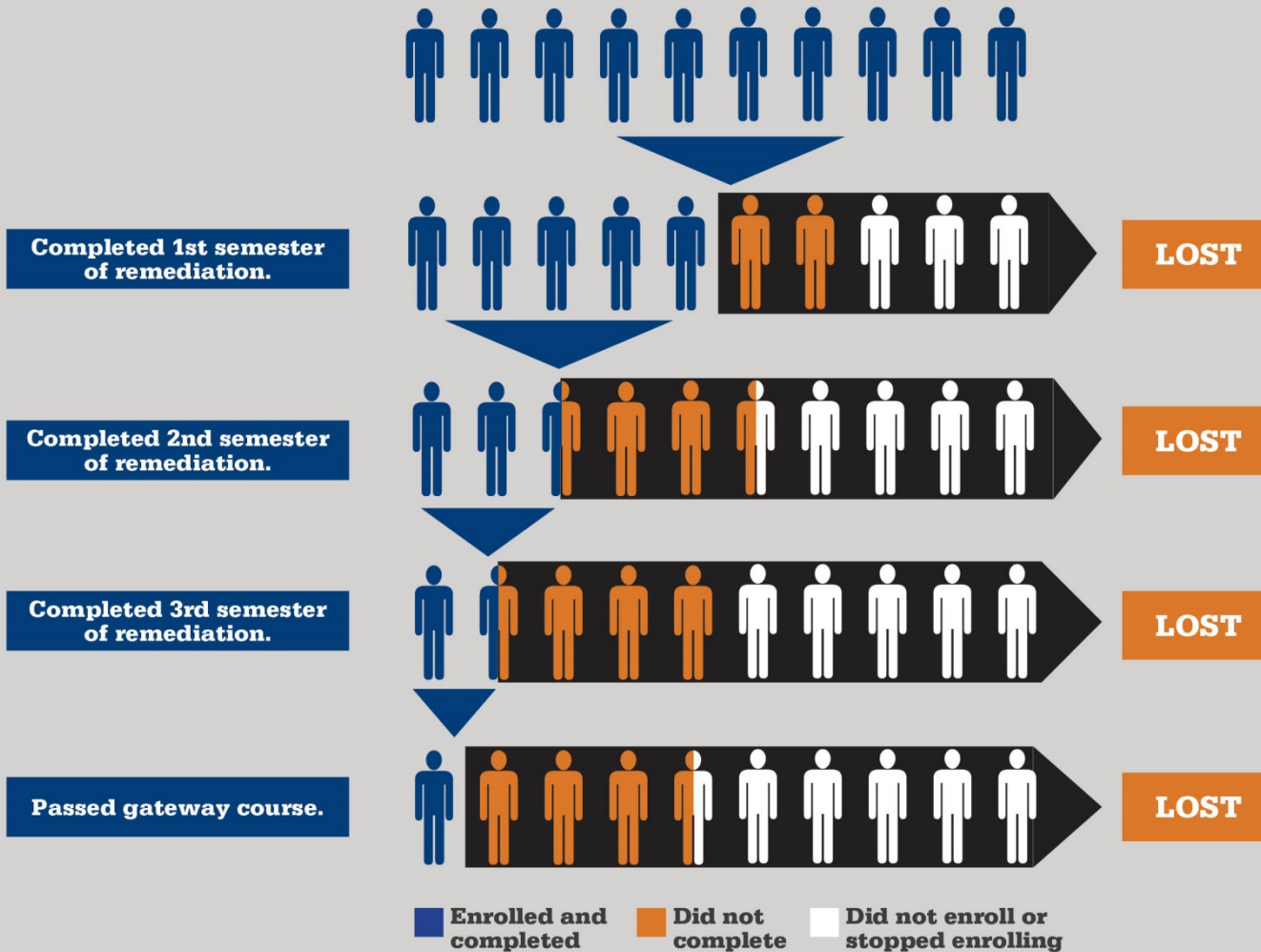




**Student attrition
is at the heart of
the matter.**

Remediation: The effect of attrition.

Students assigned 3 or more semesters of **math** remediation.



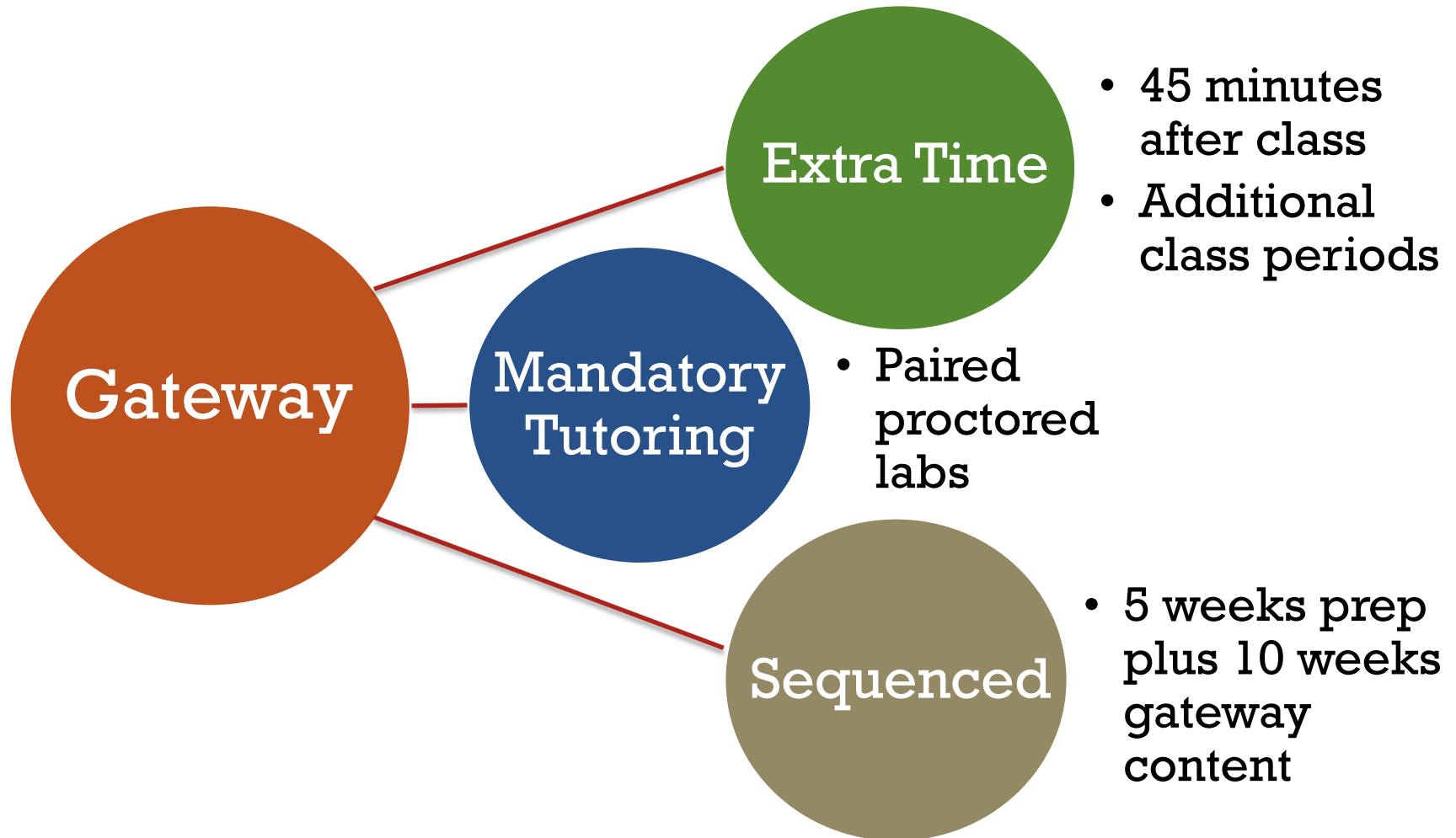
KNOW THIS

The remediation system is broken. More students quit than fail.

Corequisite Remediation

Provide academic support as
a Corequisite not as a
prerequisite

One Semester Redesigned Gateway



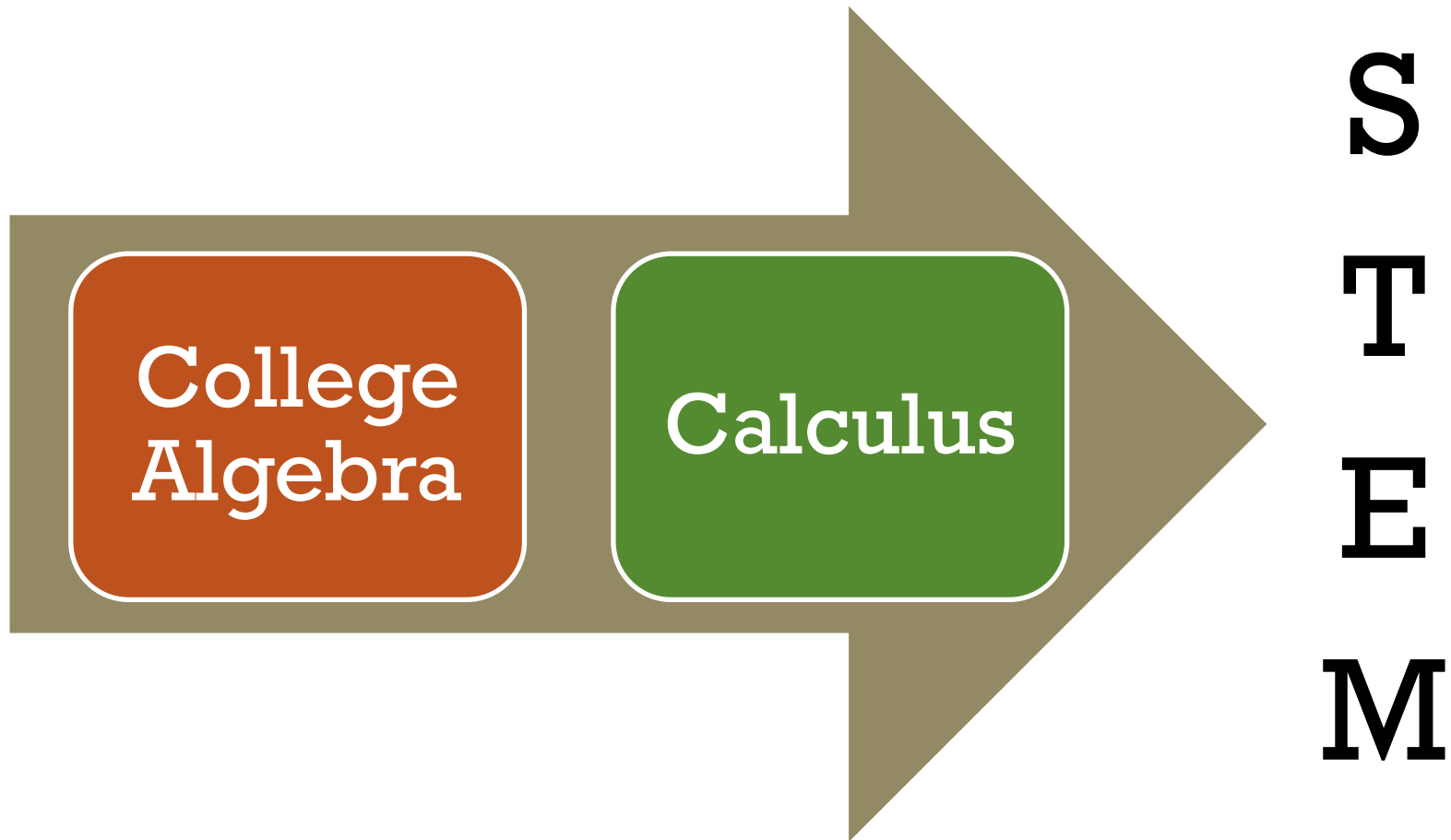
One Semester Corequisite Results

State	Subject	Traditional Model (2years)	Corequisite Model (One Semester)
West Virginia	Math	14%	62%
	English	37%	68%
Tennessee	Math	12%	63%
	English	31%	67%
Indiana	Math	29% (3yr)	64%
	English	37% (3yr)	55%
Georgia	English	21%	71%
	Math		64%



Math Pathways

College Algebra's Only Purpose: Preparation for Calculus





Math Is Aligned with Majors

Health Sciences
Social Sciences
Liberal Arts
Education
Business

**Quantitative Reasoning/
Statistics**

Degree

4-Year Transfer

Certificate

License

STEM

**College Algebra/
Precalculus**

Degree

4-Year Transfer

Certificate

License



GAME CHANGER

GPS: Direct





Choose your path.
Start your path.
Stay on your path.
Graduate.

**DO
THIS**

GPS: Essential Components

 1. Purpose First: Informed Choice

 2. Academic Maps

 3. Meta-Majors

 4. Default Pathways

 5. Critical Path Courses

 6. Intrusive Advising

Questions for a Potential Nursing Student

- Are you prepared for Chemistry 101?
- Do you like working with people?

“Real-Life Questions”










- How do you feel about working with BLOOD and BEDPANS?





Default Degree Maps

STEM META MAJOR

FIRST-YEAR CORE

TERM 1	TERM 2
 English 101 English 101+  3 credits	 English 102 English 102+  3 credits
 Pre-calc 101 Pre-calc 101+  3	 Calculus 101 Calculus 101+  3
Biology, Chemistry, or Physics Core w/lab 4	 Bio, Chem, or Physics Core w/lab 4
Biology, Chemistry, or Physics Core w/lab 4	Biology, Chemistry, or Physics Core w/lab 4
Student Success Seminar 1	STEM or Engineering Options Seminar 1
CREDITS 15	CREDITS 15

 Milestone course
required in this term


 Gateway course with
corequisite support

Meta Majors



**Why
GPS?**

1 counselor : 400 students





ADVISING IS
TEACHING

INTRUSIVE (PROACTIVE) ADVISING

- Culture Shift: No longer wait for students to come to us!
- Transition from Schedulers to “True” advising
- Review Existing Model: Professional vs. Faculty Advisors
- Advisor Training & Retreats
- Solution-oriented Meetings
- Advising Syllabus – Common, shared outcomes

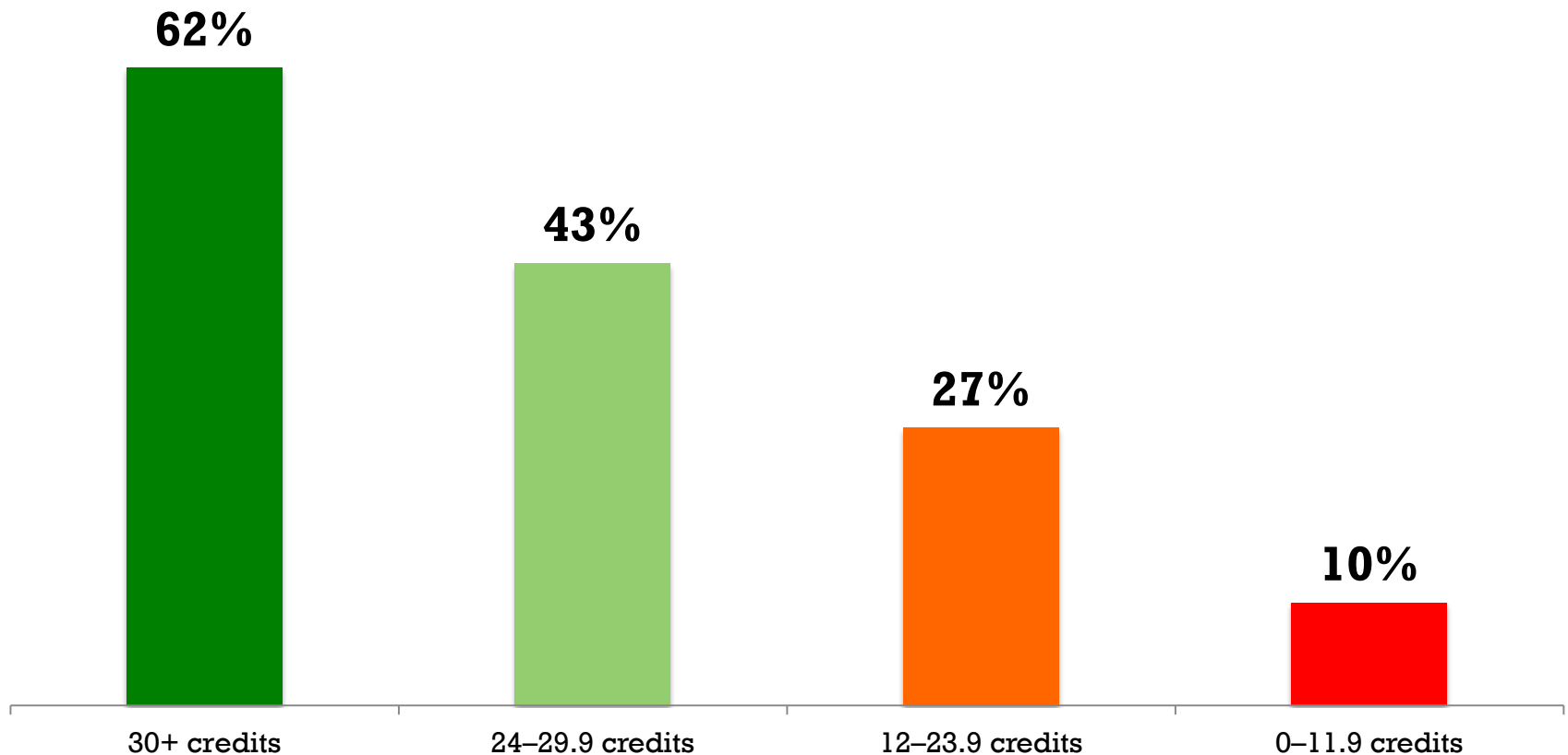


GAME CHANGER

15 To Finish

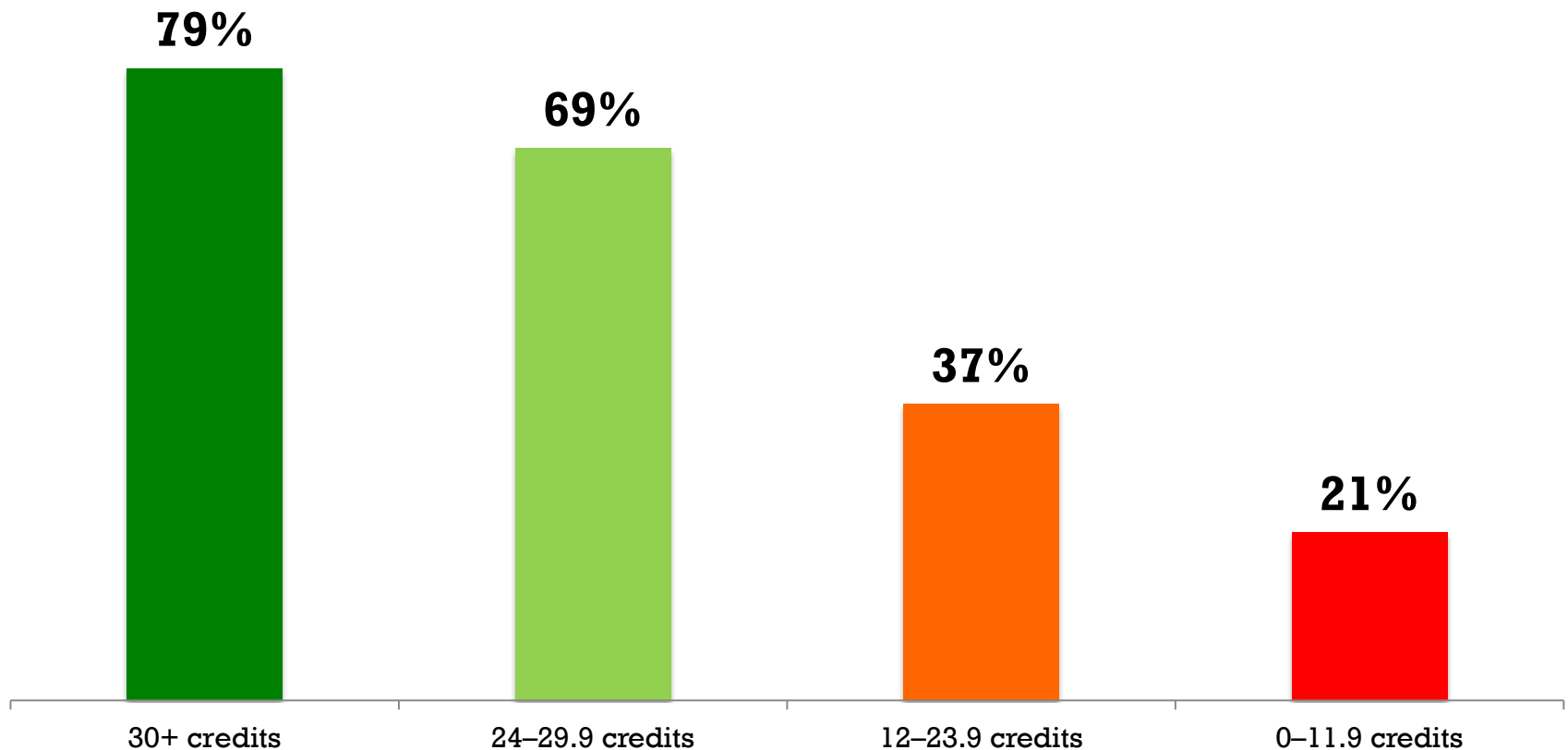
The Power of 15 Credits: More students graduate when they complete 30+ credits in their first year.

Associate Degrees



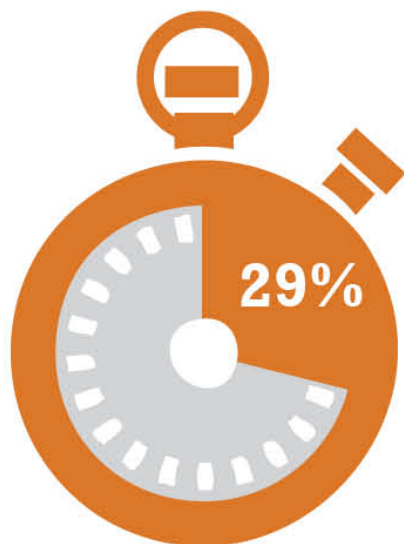
The Power of 15 Credits: More students graduate when they complete 30+ credits in their first year.

Bachelor's degree

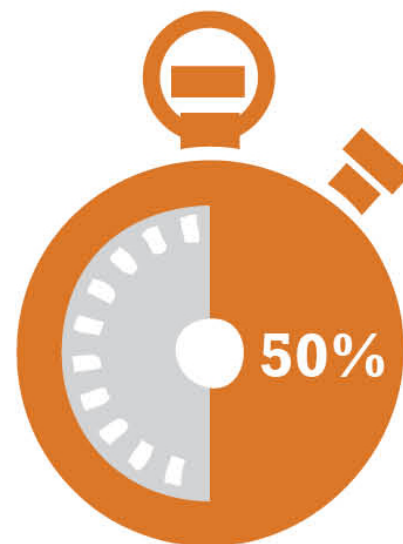


Most students DON'T take the credit hours necessary to graduate on time.

Full-time Students Taking 15+ Credits Per Semester



At 2-year
institutions



At 4-year
institutions

First-Year Experience MOMENTUM

- **Meta-Majors**
- **Academic Maps**
- **Math Pathways**
- **15-To-Finish**

- **Structured Schedules**
- **Corequisite Remediation**
- **Default Pathways**

Create Path

Choose Path

Start Path

Stay On Path / Graduate

- **Purpose First (Onboarding)**
- **Meta-Majors**
- **15-To-Finish**

- **Critical Path Courses**
- **Intrusive Advising**

TECHNOLOGY | DATA METRICS



COMPLETE COLLEGE AMERICA

Working with states to significantly increase the number of Americans with quality career certificates or college degrees and to close attainment gaps for traditionally underrepresented populations.

www.completecollege.org



/ CompleteCollege



/ CompleteCollege