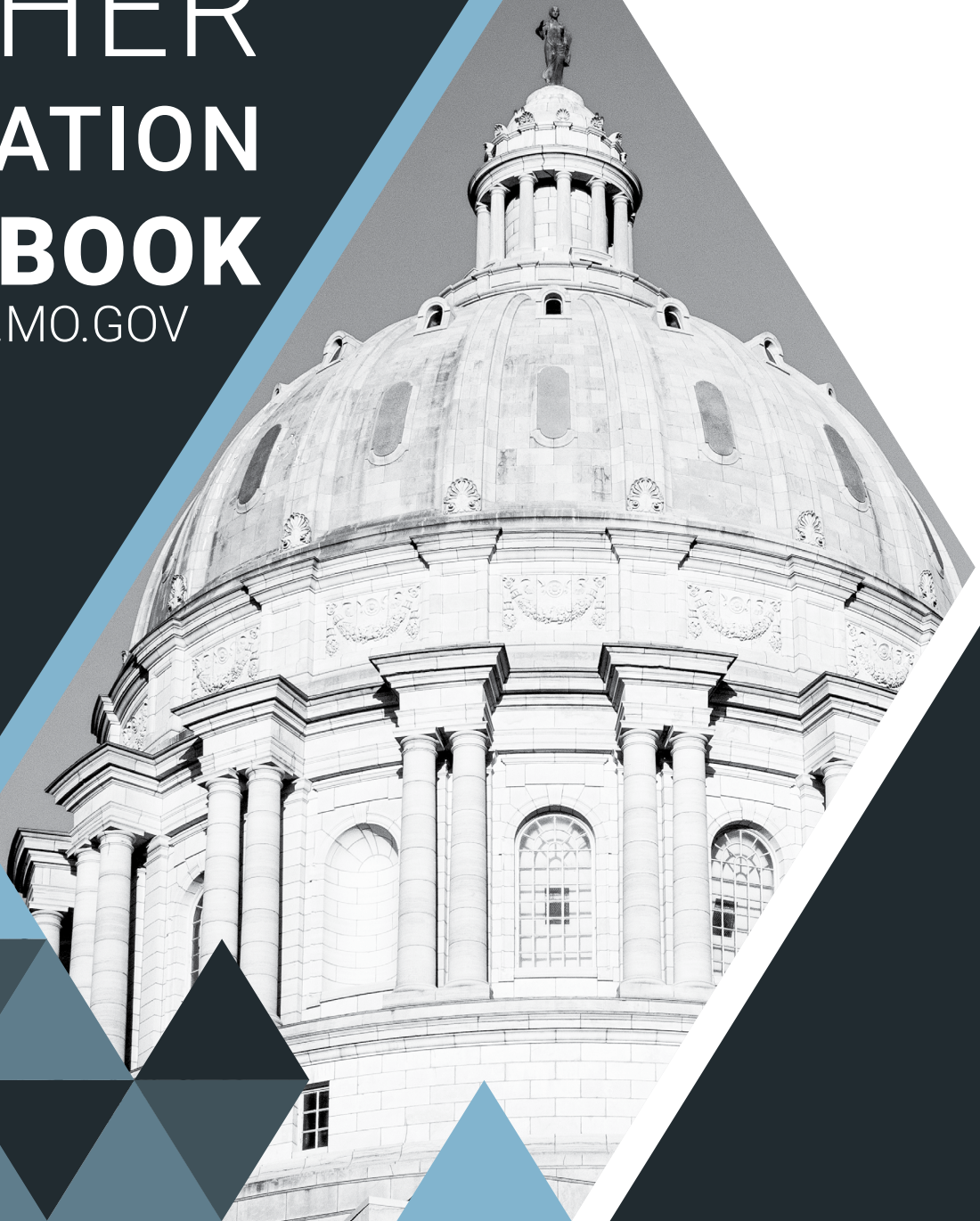


2024



HIGHER EDUCATION FACTBOOK

DHEWD.MO.GOV



CONTENTS

Missouri Department of Higher Education & Workforce Development.....	2
Missouri Colleges & Universities.....	3
Data Snapshot	5
2023 Enrollment	6
2021-2022 Net Price	7
Appropriations Per FTE.....	8
Appropriations Per Degree & Certificate	9
Public Universities	10
Harris-Stowe State University	11
Lincoln University	12
Missouri Southern State University	13
Missouri State University.....	14
Missouri Western State University	15
Northwest Missouri State University	16
Southeast Missouri State University	17
Truman State University.....	18
University of Central Missouri	19
University of Missouri – Columbia.....	20
University of Missouri – Kansas City.....	21
University of Missouri – St. Louis	22
Missouri University of Science and Technology	23
Public Two-Year Colleges	24
Crowder College.....	25
East Central College.....	26
Jefferson College.....	27
Metropolitan Community College	28
Mineral Area College	29
Missouri State University - West Plains.....	30
Moberly Area Community College	31
North Central Missouri College.....	32
Ozarks Technical Community College.....	33
St. Charles Community College	34
St. Louis Community College	35
State Fair Community College.....	36
Three Rivers College.....	37
State Technical College of Missouri.....	38

MISSOURI DEPARTMENT OF HIGHER EDUCATION AND WORKFORCE DEVELOPMENT



DEPARTMENT OF
HIGHER EDUCATION &
WORKFORCE DEVELOPMENT

Background

The Coordinating Board for Higher Education was authorized by an amendment to the Missouri Constitution in 1972 and established by statute in the Omnibus State Reorganization Act of 1974.

Board members – one from each of Missouri's eight congressional districts and one selected at large – serve six-year terms and are appointed by the governor with the advice and consent of the senate.

The Missouri Department of Higher Education & Workforce Development, led by the Commissioner of Higher Education, serves as the administrative arm of the Coordinating Board.

On Aug. 28, 2019, the Missouri Department of Higher Education, the Division of Workforce Development, and the Missouri Economic Research and Information Center transformed to become one department. In 2021, the department underwent a strategic planning initiative to help establish goals and strategies to encompass both aspects of education and training and the public workforce system. The plan, Building Missouri's Future, is used to drive the work of the department. In addition to goals related to workforce attainment and workforce participation, an internal goal to improve department culture and performance was also established.

VISION:

"Every Missourian empowered with the skills and education needed for success."

COMMISSIONER:

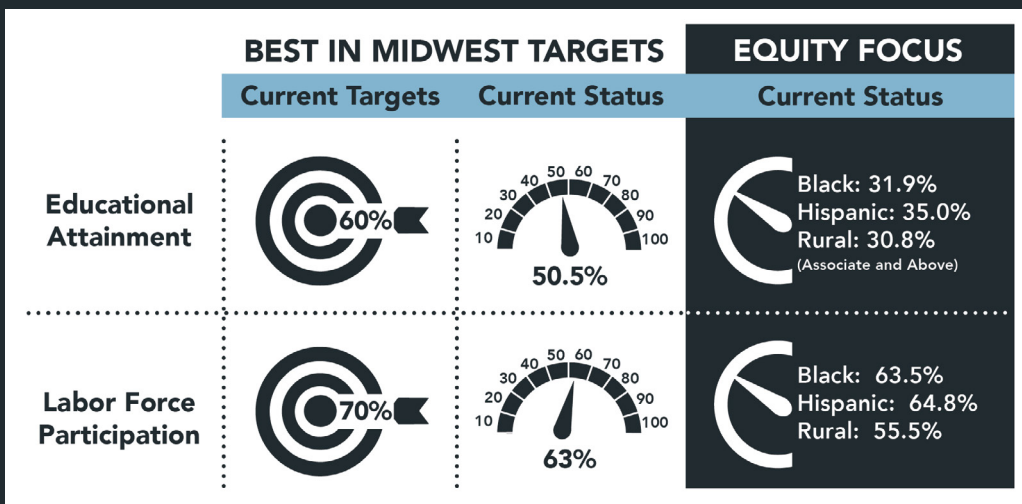
• **Dr. Bennett Boggs**

COORDINATING BOARD FOR HIGHER EDUCATION:

- **Hollie Elliott**, Board Chair, District 4
- **Allen Brooks**, Vice-Chair, District 8
- **Anne-Marie Clarke**, Secretary, District 1
- **W. Dudley McCarter**, District 2
- **Shawn Saale**, District 3
- **Gwendolyn Grant**, District 5
- **Phil Hoffman**, District 6
- **David Sater**, At Large Member

THE BIG GOAL

Best in the Midwest in educational attainment and workforce participation by 2030.



DEPARTMENT FTE: 399.50

DEPARTMENT UNITS:

- Office of the Commissioner
- Office of Operations
- Office of Postsecondary Policy
- Office of Performance & Strategy
- Office of Workforce Development
- Office of General Counsel
- Office of Communications & Outreach



AT A GLANCE:

Missouri is home to a diverse higher education system that offers a variety of degree and certificate programs and specialized training.

The state's higher education institutions include:



13 PUBLIC UNIVERSITIES



12 COMMUNITY COLLEGES



1 PUBLIC TECHNICAL COLLEGE



1 TWO-YEAR CAMPUS OF A
PUBLIC UNIVERSITY



24 INDEPENDENT INSTITUTIONS



11 SPECIALIZED COLLEGES



14 THEOLOGICAL SCHOOLS



171 PROPRIETARY & PRIVATE
CAREER SCHOOLS

MISSION:

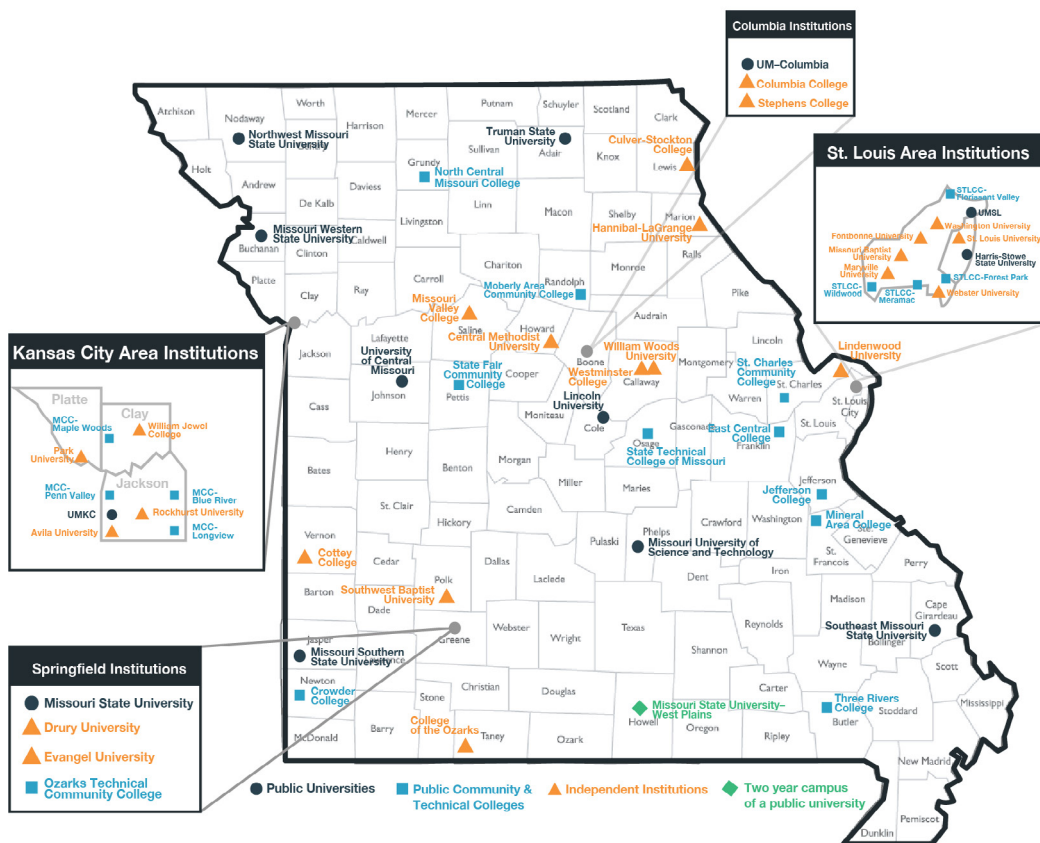
To put Missourians on a path to
learn, work, and prosper.

PRINCIPLES:

People-centered
Equity-focused
Impact-driven
Workforce-aligned

The Coordinating Board for Higher
Education provides oversight for the
state's higher education system.

MISSOURI COLLEGES AND UNIVERSITIES



337,624
STUDENTS

were enrolled at
Missouri's public two- and
four-year, independent, and
proprietary institutions in
2022-2023.



89,332

DEGREES & CERTIFICATES
awarded by Missouri public,
independent & proprietary
institutions during the 2022-
2023 academic year.



58,579

MISSOURI STUDENTS
were awarded
\$149,359,221 in
grants and scholarships
during Fiscal Year 2023.

SELECTIVITY:

Missouri's public colleges and universities follow a set of selectivity standards when considering students for admission. Institutional selectivity is standard admission criteria and includes such measures as a student's grade point average, high school class rank, and score on their ACT or SAT, or a combination of those scores. Some schools have open enrollment, meaning they do not take these standards into consideration when admitting students. Public community colleges must provide open enrollment. For more details about selectivity, visit dhewd.mo.gov/policies/admissions-selectivity.php.

PUBLIC UNIVERSITIES



**HARRIS-STOWE
STATE UNIVERSITY**
ST. LOUIS
964 FTE
OPEN ENROLLMENT



LINCOLN UNIVERSITY
JEFFERSON CITY
1,389 FTE
OPEN ENROLLMENT



**MISSOURI SOUTHERN
STATE UNIVERSITY**
JOPLIN
3,049 FTE
MODERATELY SELECTIVE



**MISSOURI STATE
UNIVERSITY**
SPRINGFIELD
16,011 FTE
SELECTIVE



**MISSOURI WESTERN
STATE UNIVERSITY**
ST. JOSEPH
2,633 FTE
OPEN ENROLLMENT



**NORTHWEST MISSOURI
STATE UNIVERSITY**
MARYVILLE
6,367 FTE
MODERATELY SELECTIVE



**SOUTHEAST MISSOURI
STATE UNIVERSITY**
CAPE GIRARDEAU
7,519 FTE
MODERATELY SELECTIVE



TRUMAN STATE UNIVERSITY
KIRKSVILLE
2,913 FTE
HIGHLY SELECTIVE



**UNIVERSITY OF
CENTRAL MISSOURI**
WARRENSBURG
8,619 FTE
MODERATELY SELECTIVE



**UNIVERSITY OF
MISSOURI
COLUMBIA**
26,926 FTE
SELECTIVE



**UNIVERSITY OF
MISSOURI-KANSAS CITY**
KANSAS CITY
10,634 FTE
SELECTIVE



**UNIVERSITY OF
MISSOURI-ST. LOUIS**
ST. LOUIS
8,128 FTE
SELECTIVE



**MISSOURI UNIVERSITY OF
SCIENCE AND TECHNOLOGY**
ROLLA
6,076 FTE
HIGHLY SELECTIVE

PUBLIC COMMUNITY COLLEGES



CROWDER COLLEGE
NEOSHO
2,491 FTE
OPEN ENROLLMENT



EAST CENTRAL COLLEGE
UNION
1,730 FTE
OPEN ENROLLMENT



JEFFERSON COLLEGE
HILLSBORO
2,440 FTE
OPEN ENROLLMENT



**METROPOLITAN
COMMUNITY COLLEGE**
KANSAS CITY
8,209 FTE
OPEN ENROLLMENT



MINERAL AREA COLLEGE
PARK HILLS
1,743 FTE
OPEN ENROLLMENT



**MOBERLY AREA
COMMUNITY COLLEGE**
MOBERLY
3,110 FTE
OPEN ENROLLMENT



**NORTH CENTRAL
MISSOURI COLLEGE**
TRENTON
1,190 FTE
OPEN ENROLLMENT



**OZARKS TECHNICAL
COMMUNITY COLLEGE**
SPRINGFIELD
7,028 FTE
OPEN ENROLLMENT



**ST. CHARLES
COMMUNITY COLLEGE**
COTTEVILLE
4,146 FTE
OPEN ENROLLMENT



**ST. LOUIS
COMMUNITY COLLEGE**
ST. LOUIS
8,749 FTE
OPEN ENROLLMENT



**STATE FAIR
COMMUNITY COLLEGE**
SEDALIA
2,402 FTE
OPEN ENROLLMENT



THREE RIVERS COLLEGE
POPLAR BLUFF
1,821 FTE
OPEN ENROLLMENT

2-YEAR CAMPUS OF A PUBLIC UNIVERSITY



**MISSOURI STATE
UNIVERSITY-WEST PLAINS**
WEST PLAINS
1,060 FTE
OPEN ENROLLMENT

PUBLIC TECHNICAL COLLEGE



**STATE TECHNICAL
COLLEGE OF MISSOURI**
LINN
2,245 FTE
OPEN ENROLLMENT

*Based on full time equivalent enrollment (FTE) 2023

HIGHER EDUCATION FACTBOOK

DHEWD.MO.GOV

DATA SNAPSHOT

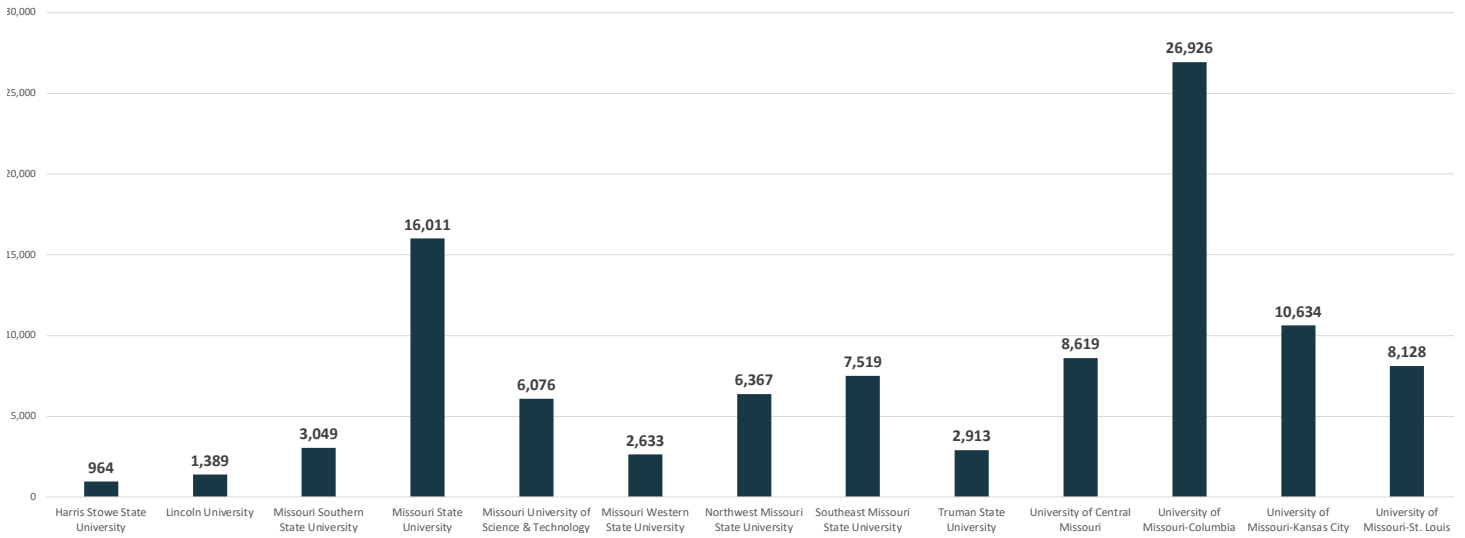
The Missouri Department of Higher Education & Workforce Development's Factbook contains the most recent data available to the department.

SOURCES:

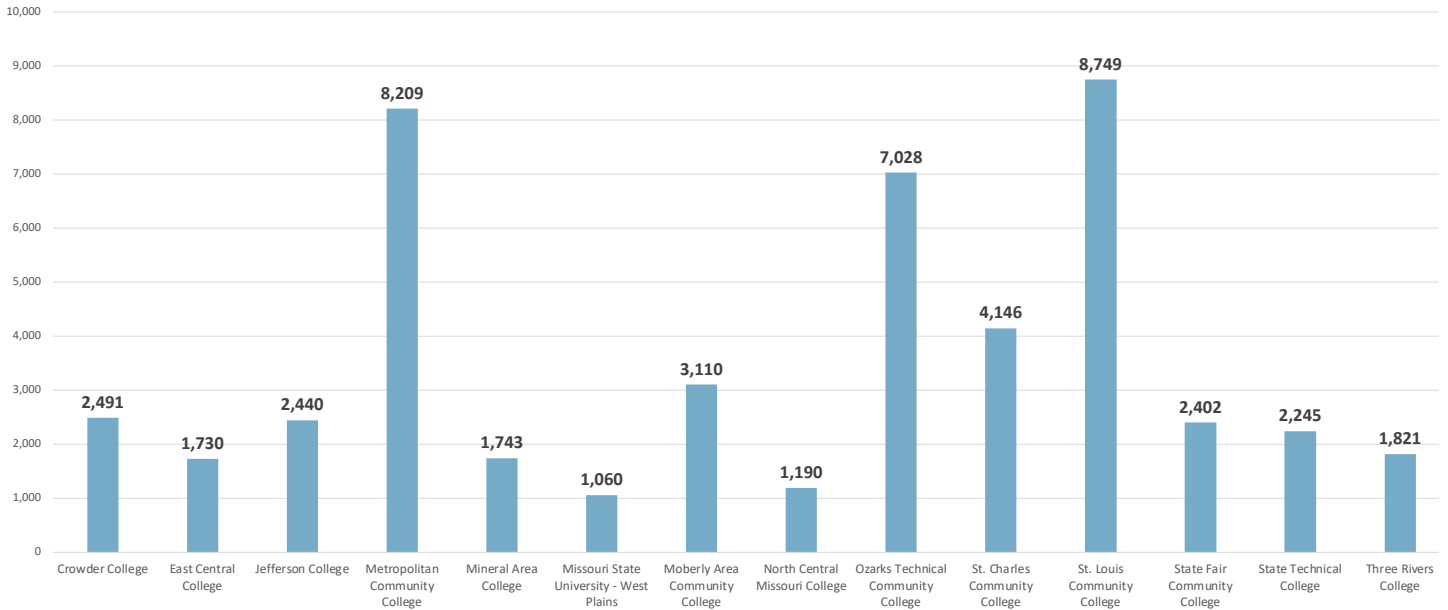
- Integrated Postsecondary Education Data System (IPEDS)
- Enhanced Missouri Student Achievement Study (EMSAS)
- MDHEWD Comprehensive Fee Schedule
- <https://dhewd.mo.gov/strategicplan.php>
- Per FTE appropriations data is based on Fall 2022 full-time equivalent enrollment, 2022-23 degrees and certificates awarded per FTE appropriations data, and FY 2023 appropriations, after expenditure restrictions.

2023 ENROLLMENT

Fall 2023 FTE, Public Universities



Fall 2023 FTE, Public Community and Technical Colleges



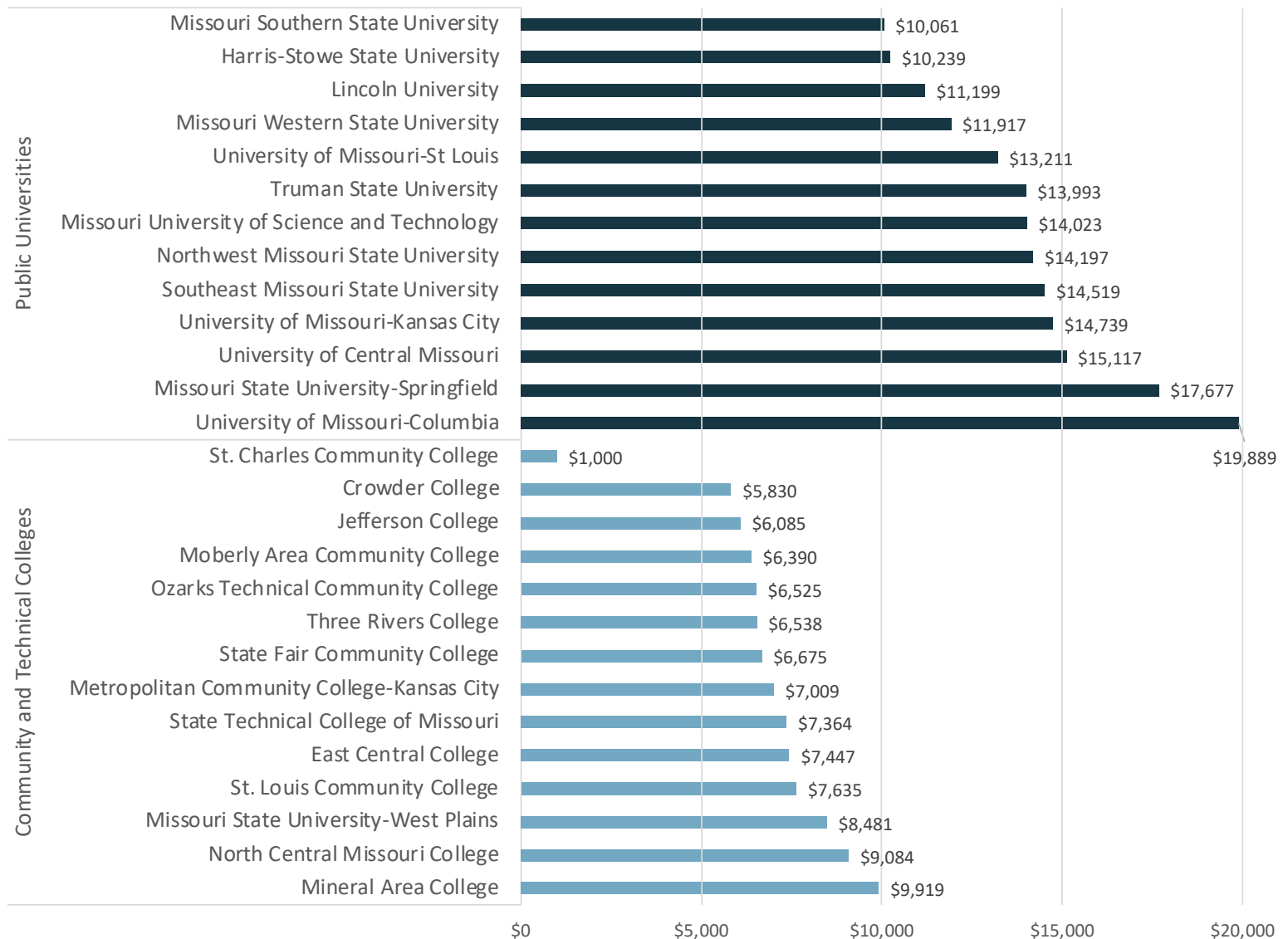
2021-2022 NET PRICE

Net price is the total cost of attendance minus the average amount of awarded federal, state or local government, or institutional grant and scholarship aid.

Total cost of attendance is the sum of published tuition and required fees (lower of in-district or in-state), books and supplies, weighted average room, board, and other expenses.

Net price is reported for first-time, full-time degree- or certificate-seeking undergraduates paying the in-state or in-district tuition rate who were awarded grant or scholarship aid.

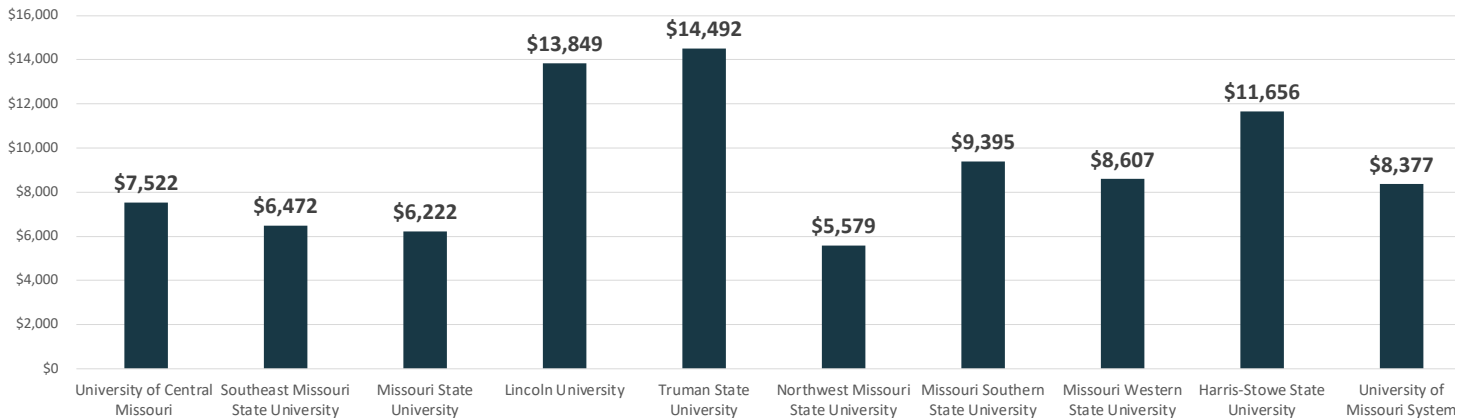
Average Net Price, 2021-2022



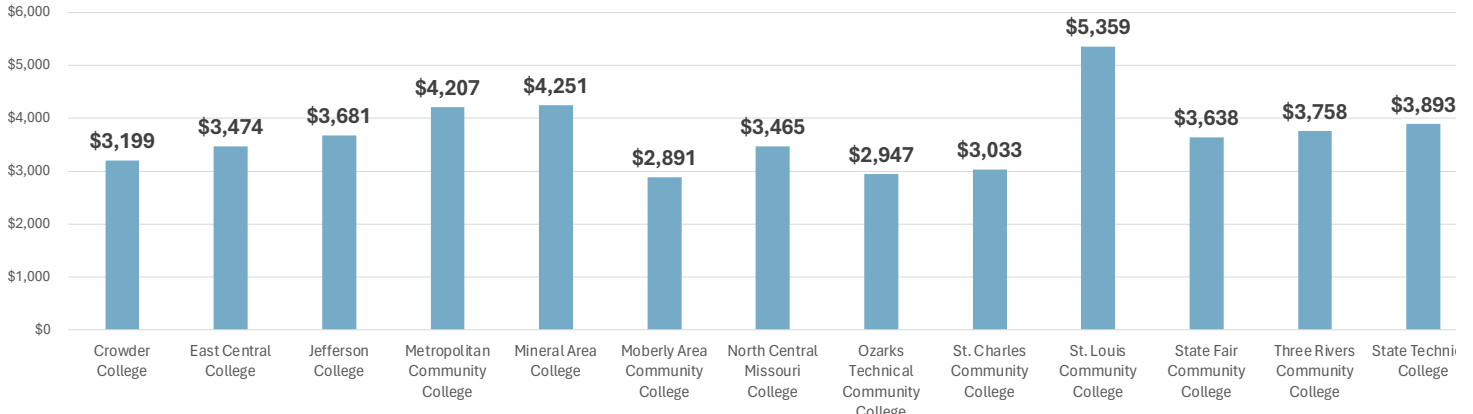
Source: IPEDS

STATE APPROPRIATIONS PER FTE

State Appropriations Per FTE, Public Universities FY 2023



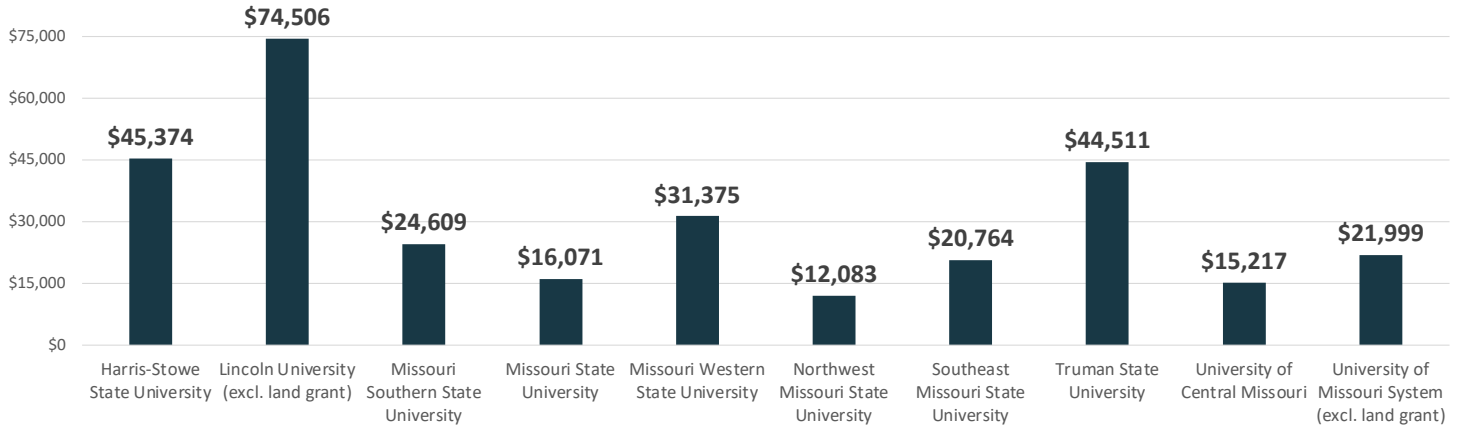
State Appropriations Per FTE, Public Community and Technical Colleges FY 2023



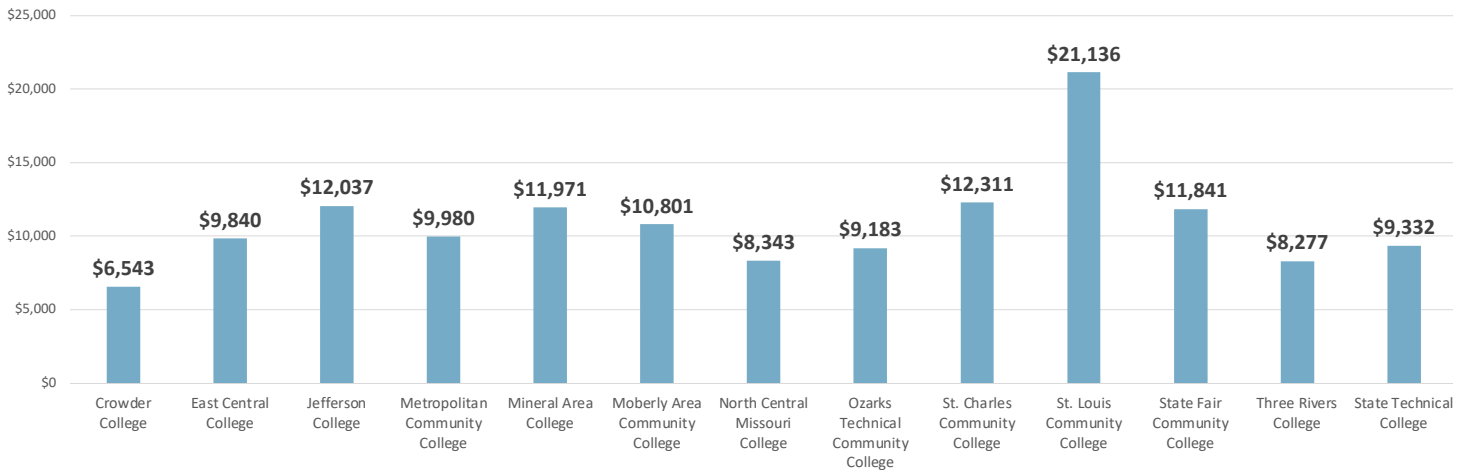
Lincoln University and the University of Missouri are land grant institutions, and both dedicate part of their core appropriation to a required federal match to support this mission. Lincoln received about \$3.9 million and the University of Missouri provided approximately \$26 million of its core funding for this purpose. These funds are included in their appropriations per FTE but were not available for student instruction.

STATE APPROPRIATIONS PER DEGREE & CERTIFICATE

State Appropriations Per Degree & Certificate Granted,
Public Universities, FY 2023



State Appropriations Per Degree & Certificate Granted,
Public Community and Technical Colleges, FY 2023





DEPARTMENT OF HIGHER EDUCATION & WORKFORCE DEVELOPMENT



PUBLIC UNIVERSITIES

Missouri has 10 public universities, one of which is a system that includes four campuses. The institutions include five universities that got their start as regional teachers' colleges, two historically black institutions, and two universities that were initially community colleges.

COPHE, the Council on Public Higher Education in Missouri, is comprised of nine of Missouri's public universities, State Technical College of Missouri, and their presidents. The University of Missouri System is no longer a member of COPHE. COPHE is led by executive director Paul Wagner. The group elects a chair, who serves a two-year term. The current chair of COPHE is Dr. Roger Best from the University of Central Missouri. The current vice chair is Dr. Elizabeth Kennedy from Missouri Western State University.

Each public university receives an individual line item appropriation for its core operating budget. The University of Missouri's appropriation is traditionally combined for their four campuses and the allocations to each campus are made by the Board of Curators. Most of the schools employ contract lobbyists and/or have dedicated government relations staff.

Harris-Stowe State University

History

The institution known today as Harris-Stowe State University began as two separate teachers' colleges. One, the first public teachers college west of the Mississippi, was a normal school established by the St. Louis Public School System for white students. This school later became Harris Teachers College. The second, Stowe Teachers College, was founded in 1890 as a normal school for black students. The institutions merged in 1954 as part of the State Board of Education's efforts to integrate St. Louis' public schools. The new institution was called Harris Teachers College and was subject to the State Board's authority. The State Board eventually changed the name to Harris-Stowe College. A 1979 statutory change moved Harris-Stowe from being subject to the State Board of Education's authority to the relatively new Coordinating Board for Higher Education.

Harris-Stowe's degree offerings were limited to elementary and middle school educator preparation for the first 100 years of the school's history. In 1993, SB 153 authorized the college to expand its mission to include applied professional disciplines, including business administration (with options including accounting, management information systems, general business, and marketing) arts and sciences (with options including early childhood, elementary, middle, secondary and education studies). In 2015, SB 334 authorized Harris-Stowe to offer master's degrees. In 2021, the institution was designated with a statewide mission in science, technology, engineering, and mathematics (STEM) for underrepresented and underresourced students.

Harris-Stowe State University is a Historically Black University (HBCU) with an 87% minority enrollment. As an open-enrollment institution, HSSU provides educational opportunities that are affordable, diverse and accessible for first-generation and under resourced students who are not always eligible for admission at the state's more selective colleges and universities. As part of the institution's commitment to its mission, it provides rigorous academic programs that prepare graduates for challenging and rewarding careers upon successfully earning a college credential.

Faculty: 36 full-time, 87 part-time

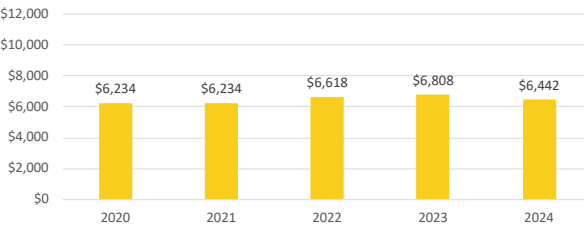
Leadership

Dr. LaTonia Collins Smith

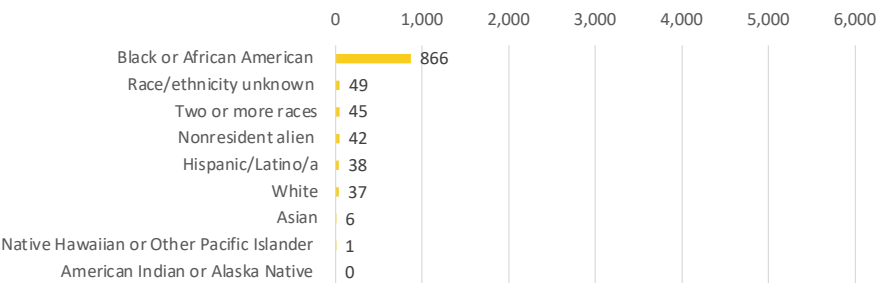
Location

St. Louis

In-State Tuition and Required Fees
Full-Time Students



Total Enrollment by Race/Ethnicity
Fall 2022 Headcount



TOP 5

Biggest Programs
Number of degrees & certificates
awarded, FY 2022

59

Biological and Biomedical Sciences

56

Business, Management, Marketing,
and Related Support Services

29

Homeland Security, Law
Enforcement, Firefighting
and Related Protective Services

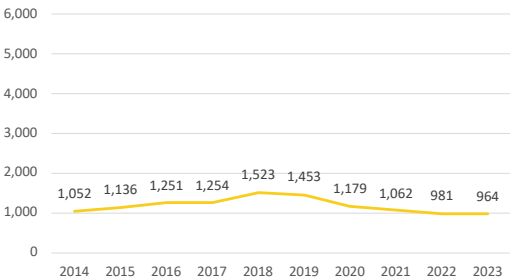
23

Education

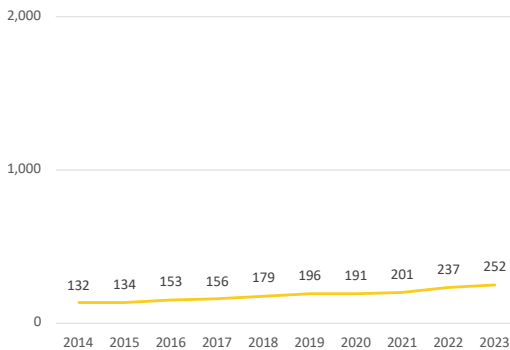
22

Social Sciences

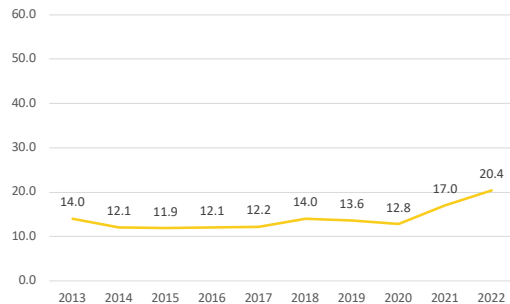
Full-Time Equivalent Enrollment



Total Number of Degrees Conferred



Completions Per 100 FTE



72%

OF UNDERGRADUATE
STUDENTS RECEIVE
PELL GRANTS

\$11,656

State Appropriation per
Full Time Equivalent Student

26%

Percent of Total Revenue
from State Appropriation
FY 2022

Based on Fall 2022 full-time equivalent enrollment, 2022-23 degrees and certificates awarded per FTE appropriations data, and FY 2023 appropriations, after expenditure restrictions.

Lincoln University

History

The institution known today as Lincoln University was founded in 1866 by African-American Civil War veterans as a technical school modeled after Booker T. Washington’s Tuskegee Institute. In 1890, Lincoln Institute became a land-grant institution. The school was renamed Lincoln University in 1921. In the fall of 1954, Lincoln University expanded its historical mission to serve a broader population of students with varied social, economic, educational, and cultural backgrounds. Today, Lincoln University is a historically black, comprehensive public institution that provides educational opportunities, including theoretical and applied learning experiences, to a diverse population.

Lincoln University is an open enrollment institution that offers eight undergraduate degrees in 50 programs of study. The university also offers non-credit and continuing education courses for students seeking personal and professional development.

Faculty: 90 full-time, 53 part-time

Leadership

Dr. John B. Moseley, Ph.D.

Location

Jefferson City



TOP 5 Biggest Programs

Number of degrees & certificates awarded, FY 2022



Business, Management, Marketing, and Related Support Services



Health Professions and Related Programs



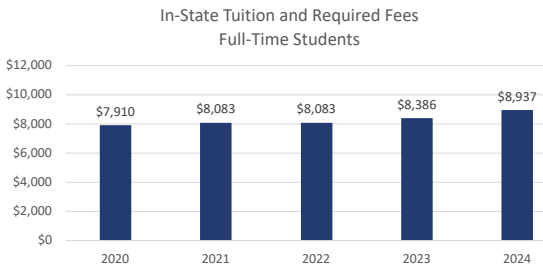

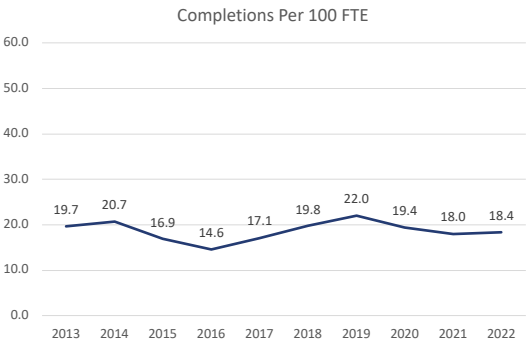
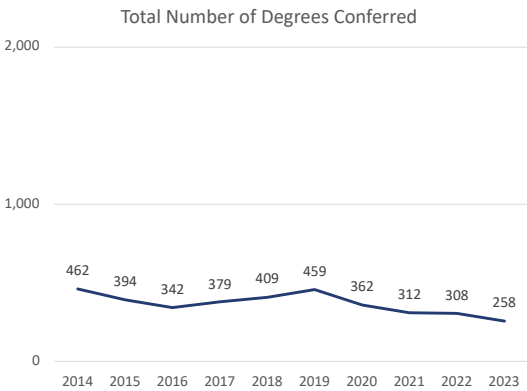
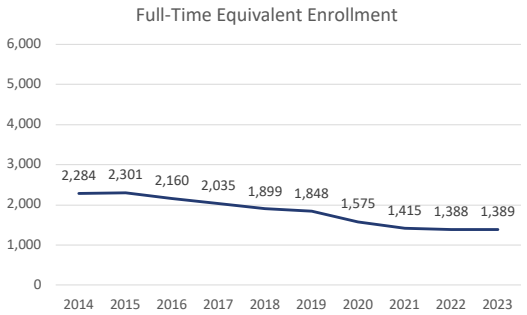
Education



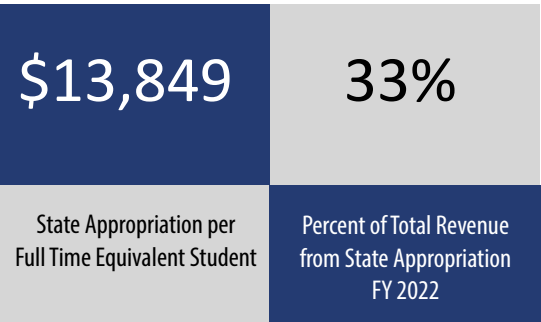
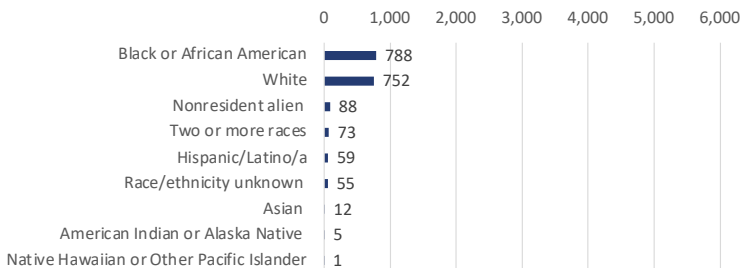
Family and Consumer Sciences/Human Sciences



Homeland Security, Law Enforcement, Firefighting and Related Protective Services & Social Sciences



Total Enrollment by Race/Ethnicity Fall 2022 Headcount



Lincoln University is a land grant institution and dedicates part of its core appropriation to a required federal match to support this mission. Lincoln received about \$3.8 million of its core funding for this purpose. These funds are included in their appropriations per FTE but were not available for student instruction.

Based on Fall 2022 full-time equivalent enrollment, 2022-23 degrees and certificates awarded per FTE appropriations data, and FY 2023 appropriations, after expenditure restrictions.

Missouri Southern State University

History

Missouri Southern State University was founded in 1937 as Joplin Junior College, later known as Jasper County Junior College. Legislation in 1965 authorized the school to offer third- and fourth-year courses as Missouri Southern College. It was renamed Missouri Southern State College in 1972 and became part of Missouri's public higher education system in 1977. The school became Missouri Southern State University in 2003.

Missouri Southern is a moderately selective institution and offers bachelor's degrees in over 140 major areas including liberal arts, teacher education, business and technology, pre-medicine, pre-engineering, and other pre-professional programs. The university also offers associate degrees in dental hygiene, computer information science, law enforcement, radiological technology, drafting and design engineering technology, manufacturing engineering technology, and respiratory therapy.

Faculty: 134 full-time, 153 part-time

Leadership

Dr. Dean Van Galen

Location

Joplin



TOP 5 Biggest Programs Number of degrees & certificates awarded, FY 2022

224

Health Professions and
Related Programs

215

Business, Management, Marketing,
and Related Support Services

136

Homeland Security, Law Enforcement,
Firefighting and Related Protective
Services

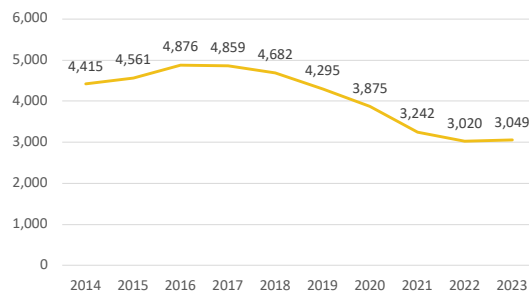
124

Education

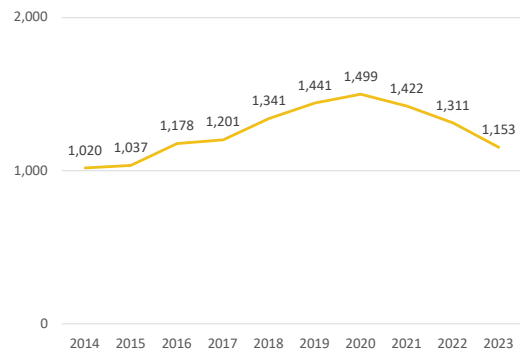
80

Liberal Arts and Sciences,
General Studies and Humanities

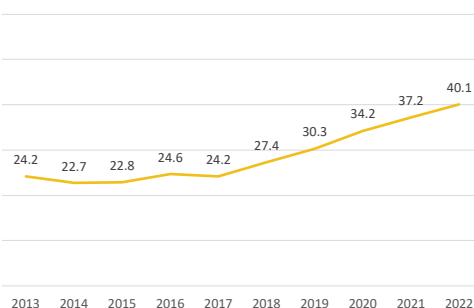
Full-Time Equivalent Enrollment



Total Number of Degrees Conferred



Completions Per 100 FTE



38%

OF UNDERGRADUATE
STUDENTS RECEIVE
PELL GRANTS

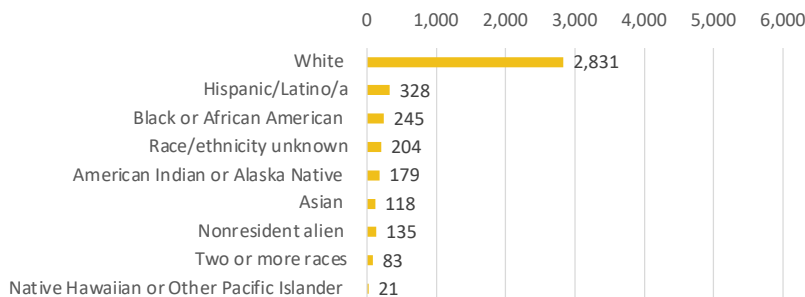
\$9,395

State Appropriation per
Full Time Equivalent Student

37%

Percent of Total Revenue
from State Appropriation
FY 2022

Total Enrollment by Race/Ethnicity
Fall 2022 Headcount



Based on Fall 2022 full-time equivalent enrollment, 2022-23 degrees and certificates awarded per FTE appropriations data, and FY 2023 appropriations, after expenditure restrictions.

Missouri State University

History

Missouri State University was founded as a normal school in 1905. The name of the institution has changed several times through the years – Southwest Missouri State Teachers College in 1919, Southwest Missouri State College in 1946, and Southwest Missouri State University in 1972. In 2005, the school was renamed Missouri State University, reflecting its enrollment growth as well as higher admissions standards and increased graduate programs.

Missouri State is a selective institution, offering more than 100 undergraduate majors and 60 graduate degree options. Seven doctoral programs include a cooperative doctorate in educational leadership with the University of Missouri–Columbia, and a cooperative Doctor of Pharmacy program with the University of Missouri-Kansas City.

Faculty: 717 full-time, 343 part-time

Leadership

Clif Smart

Additional Locations

In addition to the main campus in Springfield, MSU has a two-year campus in West Plains and campuses in Fairfax, VA; Mountain Grove; Joplin; and Neosho.



TOP 5 Biggest Programs Number of degrees & certificates awarded, FY 2022

1,118

Business, Management,
Marketing, and Related
Support Services

886

Education

648

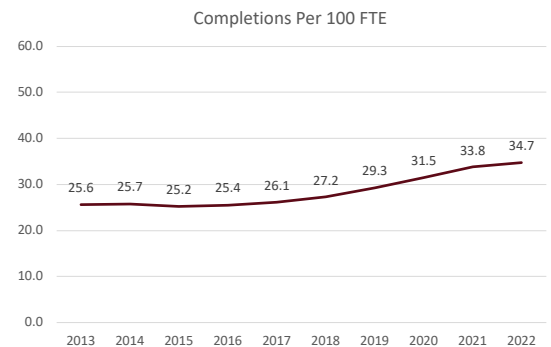
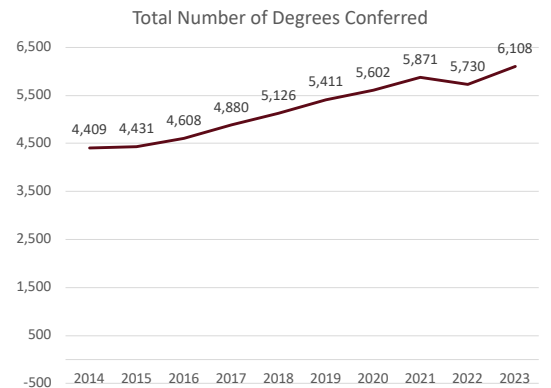
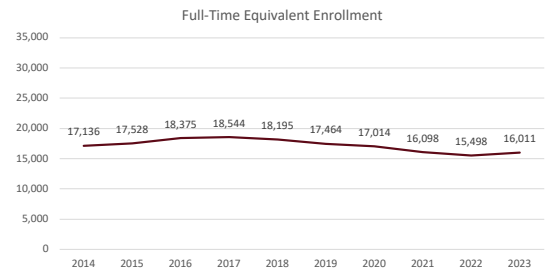
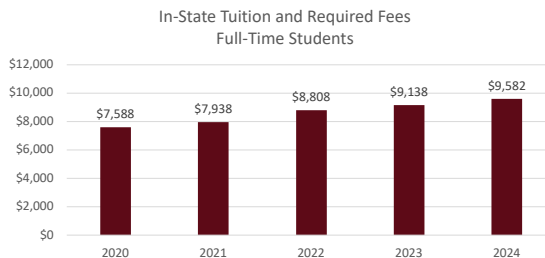
Health Professions and
Related Programs

439

Computer and Information Sciences
and Support Services

347

Psychology

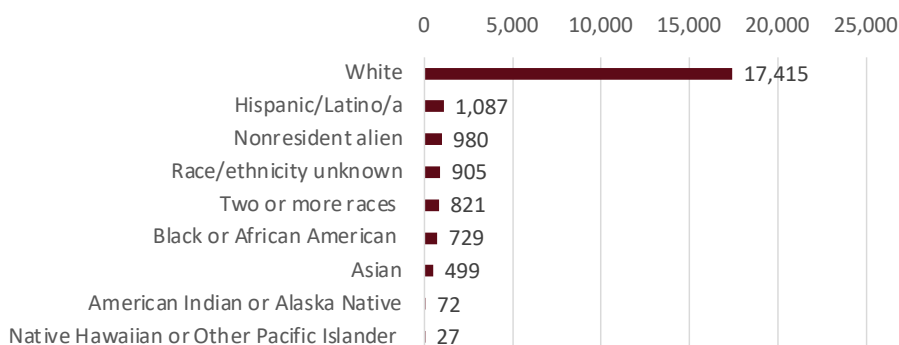


22%

OF UNDERGRADUATE
STUDENTS RECEIVE
PELL GRANTS

Total Enrollment by Race/Ethnicity

Fall 2022 Headcount



\$6,222

State Appropriation per
Full Time Equivalent Student

25%

Percent of Total Revenue
from State Appropriation
FY 2022

Based on Fall 2022 full-time equivalent enrollment, 2022-23 degrees and certificates awarded per FTE appropriations data, and FY 2023 appropriations, after expenditure restrictions.

Missouri Western State University

History

Missouri Western State University is a student-centered learning community preparing individuals for successful careers and lives of excellence through experiential learning. As Missouri's official applied learning university, Missouri Western gives students opportunities to gain real-world experience before graduation. The institution was founded in 1915 as the St. Joseph Junior College and became a four-year college in 1969. In 2005, it became a university and was designated by the state as the official applied learning institution in Missouri. The 723-acre campus features 11 academic buildings, six residence halls, numerous trails and ponds, and the Griffon Indoor Sports Complex (summer training camp home of the Kansas City Chiefs).

The University has a proud tradition of providing a high quality, affordable education to students in Missouri, throughout the United States and beyond. Missouri Western provides innovative programs that help students persist to graduation, such as Gold Fridays, the Center for Service and the Griffon Guarantee Scholarship. The University meets regional workforce development needs by connecting students to the community through unique opportunities such as the Law Enforcement Academy, Center for Entrepreneurship and Center for Franchise Development.

Faculty: 143 full-time, 89 part-time

Leadership

Dr. Elizabeth Kennedy

Location

St. Joseph



TOP 5

Biggest Programs
Number of degrees & certificates awarded, FY 2022

145

Business, Management, Marketing, and Related Support Services

139

Health Professions and Related Programs

66

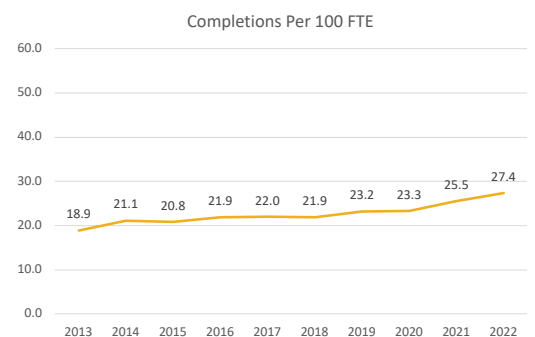
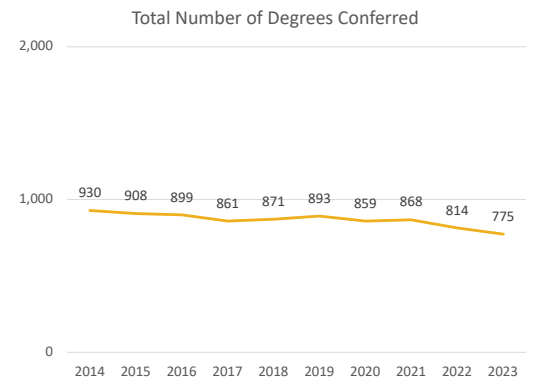
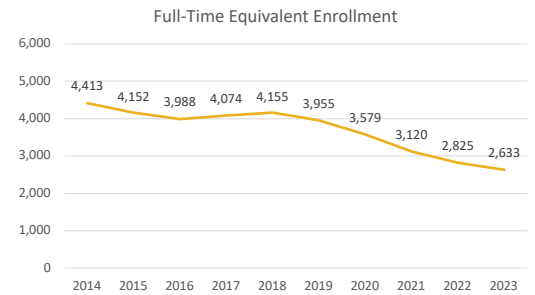
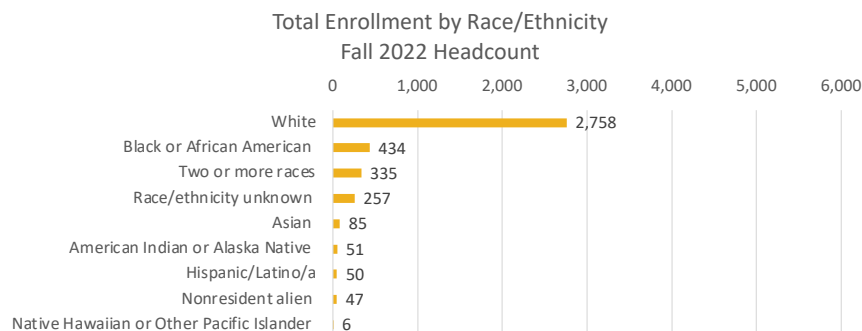
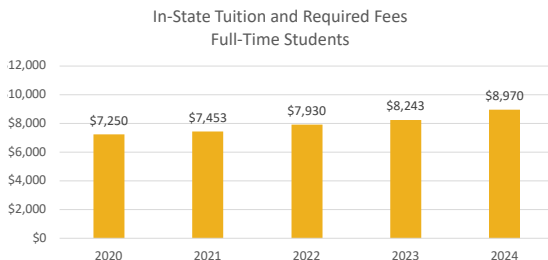
Education

66

Parks, Recreation, Leisure, Fitness, and Kinesiology

49

Homeland Security, Law Enforcement, Firefighting and Related Protective Services



29%

OF UNDERGRADUATE STUDENTS RECEIVE PELL GRANTS

\$8,607

State Appropriation per Full Time Equivalent Student

32%

Percent of Total Revenue from State Appropriation FY 2022

Based on Fall 2022 full-time equivalent enrollment, 2022-23 degrees and certificates awarded per FTE appropriations data, and FY 2023 appropriations, after expenditure restrictions.

Northwest Missouri State University

History

Northwest Missouri State University was founded as a state normal school in 1905. It became Northwest Missouri State College in 1949 and Northwest Missouri State University in 1972.

The moderately selective institution offers 95 undergraduate majors in areas such as education, business, agriculture, fine and performing arts, communication and mass media, behavioral sciences, health science and wellness, humanities and social sciences, English and modern languages, computer science, and natural sciences. It also offers 31 master's programs, five certificate programs, and three specialist programs. The university places an emphasis on profession-based learning to help graduates get a jumpstart on their careers, through hands-on coursework, more than 150 student organizations, and its internationally benchmarked student employment program. Furthermore, textbooks and laptops are included in tuition, saving students an estimated \$6,800 over four years.

Faculty: 223 full-time, 68 part-time

Leadership

Dr. Lance Tatum

Location

In addition to Northwest's main campus in Maryville, the university offers courses at its Northwest-Kansas City location in Gladstone, Missouri.



TOP 5
Biggest Programs
Number of degrees & certificates awarded, FY 2022

1,090

Education

515

Computer and Information Sciences and Support Services

409

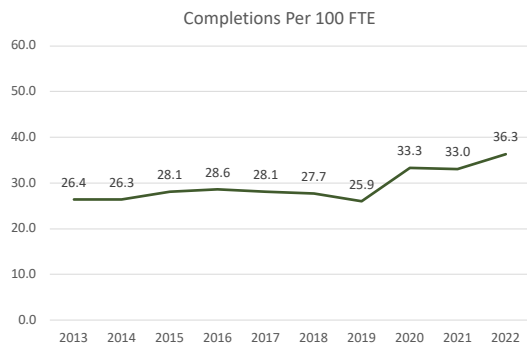
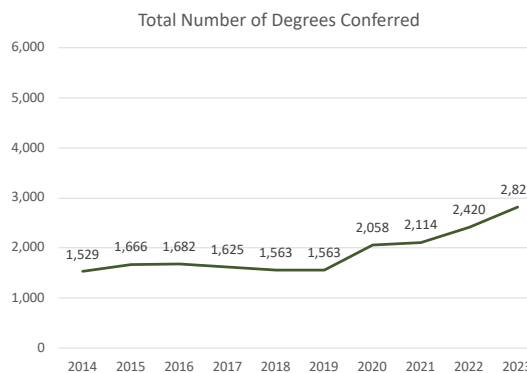
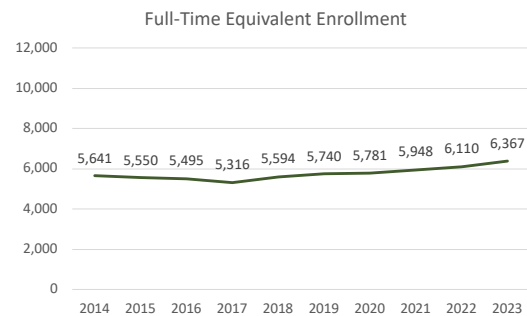
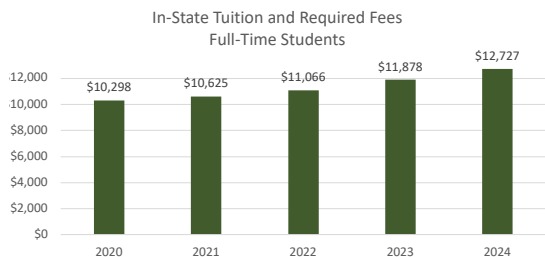
Business, Management, Marketing, and Related Support Services

130

Agriculture, Agriculture Operations and Related Sciences

125

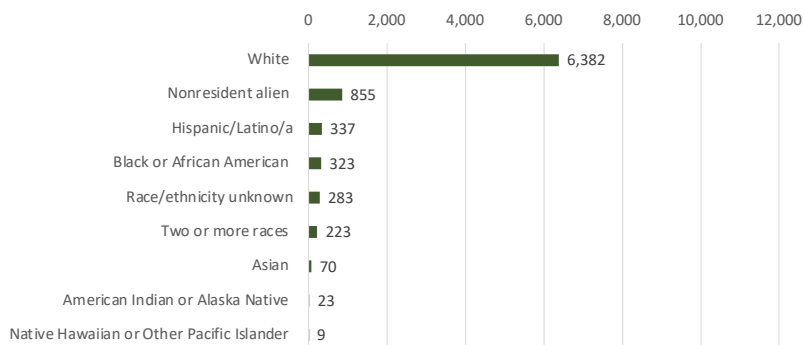
Social Sciences



28%

OF UNDERGRADUATE STUDENTS RECEIVE PELL GRANTS

Total Enrollment by Race/Ethnicity Fall 2022 Headcount



\$5,579

State Appropriation per Full Time Equivalent Student

28%

Percent of Total Revenue from State Appropriation FY 2022

Based on Fall 2022 full-time equivalent enrollment, 2022-23 degrees and certificates awarded per FTE appropriations data, and FY 2023 appropriations, after expenditure restrictions.

Southeast Missouri State University

History

Southeast Missouri State University was founded in 1873 as the Southeast Missouri Normal School. It became Southeast Missouri State Teachers' College in 1919 and Southeast Missouri State College in 1946. The institution was renamed Southeast Missouri State University in 1972. The University has been regionally accredited by the Higher Learning Commission since 1915 and is consistently recognized among the best regional universities in the Midwest by U.S. News, Princeton Review, and others.

Southeast provides hands-on, award-winning academic experiences that prepare the next generation of nurses, artists, teachers, scientists and entrepreneurs. Southeast's programs anticipate and reflect the skills and knowledge industries from health care and agriculture to business and cybersecurity. It is one of only three four-year institutions in Missouri to be designated a National Center of Academic Excellence in Cyber Defense Education by the National Security Agency and the Department of Homeland Security (NSA-DHS). It is the only public four-year institution in Missouri with a separate campus dedicated entirely to the arts, and was named an Apple Distinguished School, that excels in integrating technology in the classroom.

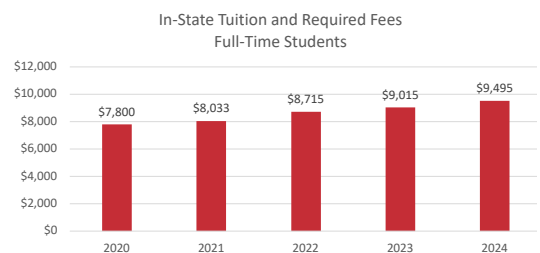
Faculty: 335 full-time, 140 part-time

Leadership

Dr. Carlos Vargas-Aburto

Locations

In addition to the main campus in Cape Girardeau, Southeast Missouri State University has regional campuses in Kennett and Sikeston, Missouri. The University also has a regional campus site in Malden, Missouri, that serves as a destination for agriculture research and workforce development initiatives. Off-campus delivery sites are the Cape Career and Technology Center, the Poplar Bluff Delivery Site, and Southeast Online.



TOP 5 Biggest Programs

Number of degrees & certificates awarded, FY 2022

390

Education

385

Computer and Information Sciences and Support Services

269

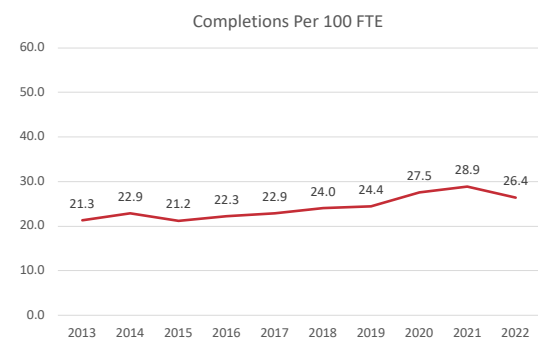
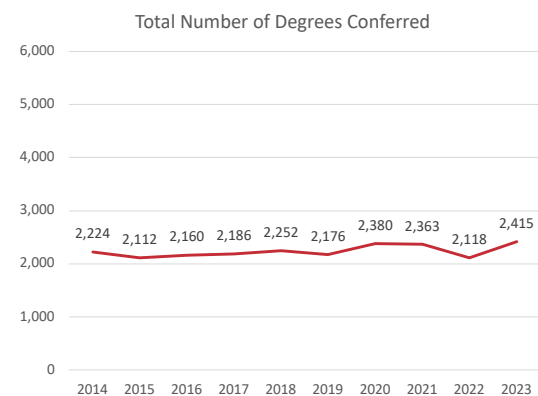
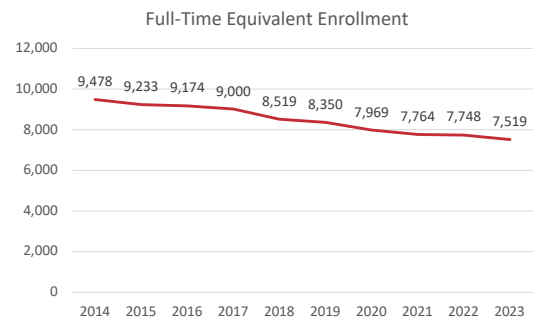
Business, Management, Marketing, and Related Support Services

237

Health Professions and Related Programs

139

Liberal Arts and Sciences, General Studies and Humanities

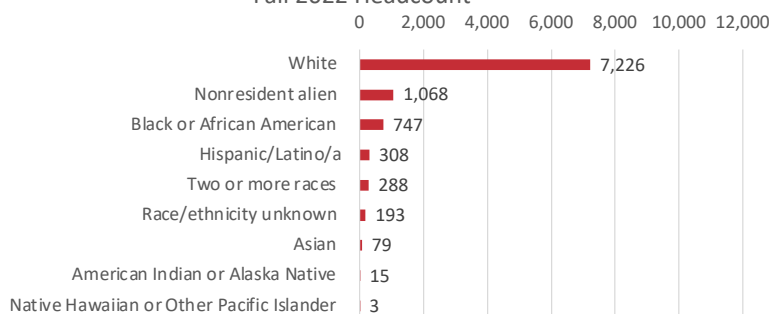


30%

OF UNDERGRADUATE STUDENTS RECEIVE PELL GRANTS

Total Enrollment by Race/Ethnicity

Fall 2022 Headcount



\$6,472

State Appropriation per Full Time Equivalent Student

30%

Percent of Total Revenue from State Appropriation FY 2022

Based on Fall 2022 full-time equivalent enrollment, 2022-23 degrees and certificates awarded per FTE appropriations data, and FY 2023 appropriations, after expenditure restrictions.

Truman State University

History

The mission of Truman State University is to offer an exemplary undergraduate education to well-prepared students, grounded in the liberal arts and sciences, in the context of a public institution of higher education. Founded in 1867 for the primary purpose of preparing teachers for public schools, in 1985 the Missouri General Assembly designated the institution as the only statewide public liberal arts and sciences university. Truman offers affordable undergraduate studies in the traditional arts and sciences as well as selected pre-professional, professional and master’s level programs. It provides extensive undergraduate research opportunities. A large number of students participate in structured research with faculty in and out of the classroom.

Faculty: 249 full-time, 34 part-time

Leadership

Dr. Susan Thomas

Location

Kirksville



TOP 5
Biggest Programs
Number of degrees & certificates awarded, FY 2022



Business, Management, Marketing, and Related Support Services



Health Professions and Related Programs



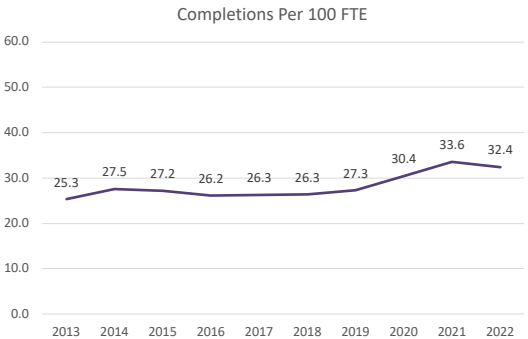
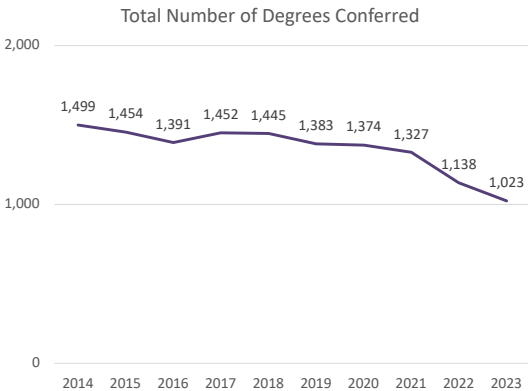
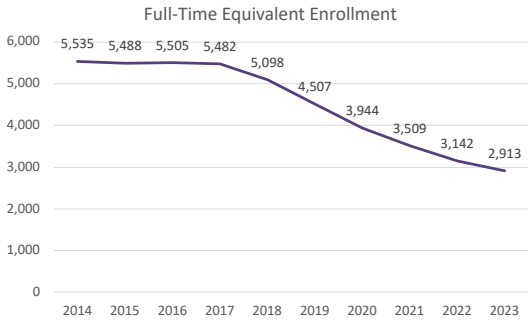
Biological and Biomedical Sciences



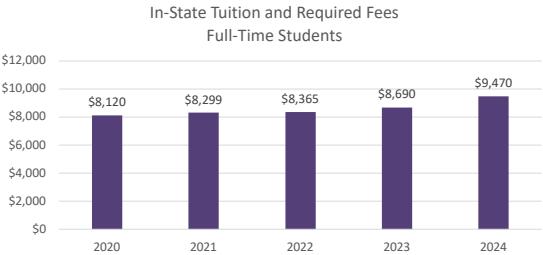
Education



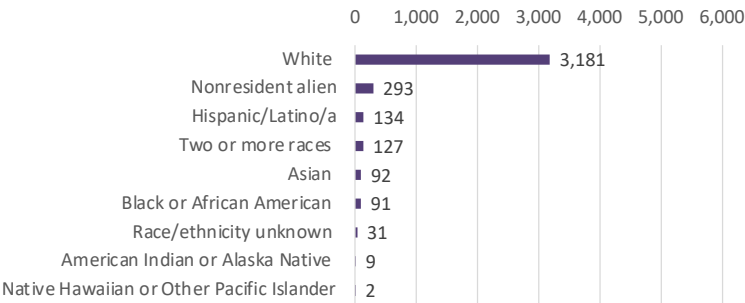
Psychology



16% OF UNDERGRADUATE STUDENTS RECEIVE PELL GRANTS



Total Enrollment by Race/Ethnicity
Fall 2022 Headcount



\$14,492 State Appropriation per Full Time Equivalent Student

59% Percent of Total Revenue from State Appropriation FY 2022

Based on Fall 2022 full-time equivalent enrollment, 2022-23 degrees and certificates awarded per FTE appropriations data, and FY 2023 appropriations, after expenditure restrictions.

University of Central Missouri

History

The University of Central Missouri was founded in 1871 as a regional teachers college. It became Central Missouri State College in 1946 and Central Missouri State University in 1972. It was renamed University of Central Missouri in 2006. University of Central Missouri is a moderately selective institution. It offers 150 areas of study and focuses on professional applied sciences and technology.

UCM offers bachelor's, master's, and education specialist degrees, as well as certificate programs for individuals seeking professional development. The university also collaborates with two other institutions to offer cooperative doctoral degrees and has entered agreements with other institutions that provide innovative educational pathways toward degrees in less time and at less cost than traditional pathways.

Faculty: 393 full-time, 220 part-time

Leadership

Dr. Roger Best

Locations

In addition to UCM's main campus in Warrensburg, the university has residence centers in Lee's Summit and on Whiteman Air Force Base.



TOP 5

Biggest Programs
Number of degrees & certificates awarded, FY 2022

1,673

Computer and Information Sciences and Support Services

522

Education

323

Engineering/Engineering-related Technologies/Technicians

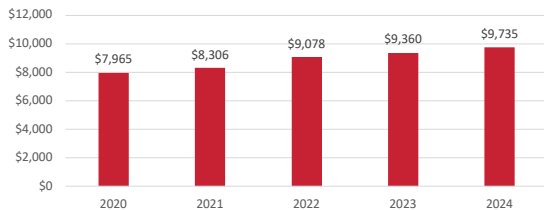
275

Business, Management, Marketing, and Related Support Services

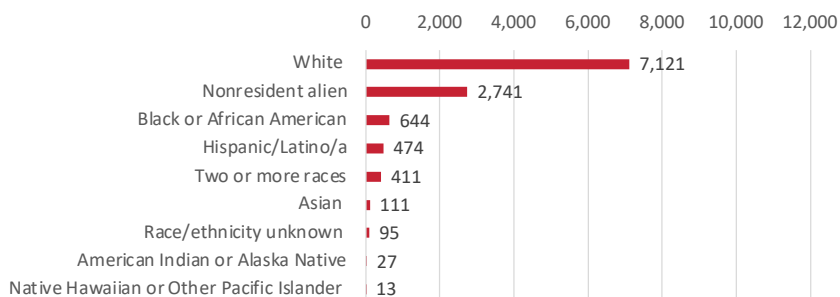
248

Health Professions and Related Programs

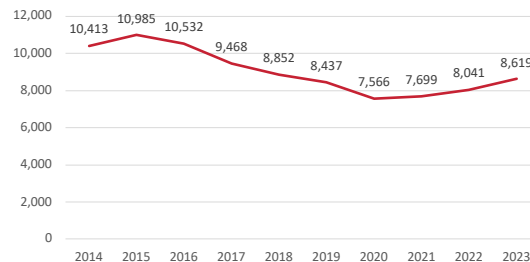
In-State Tuition and Required Fees
Full-Time Students



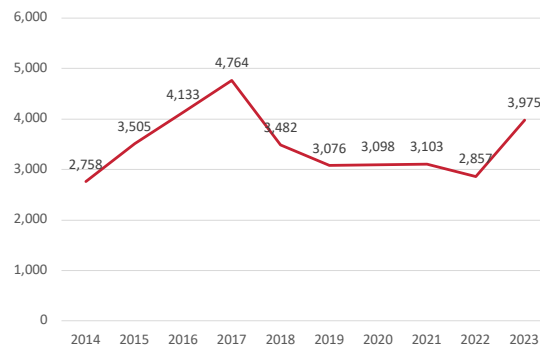
Total Enrollment by Race/Ethnicity
Fall 2022 Headcount



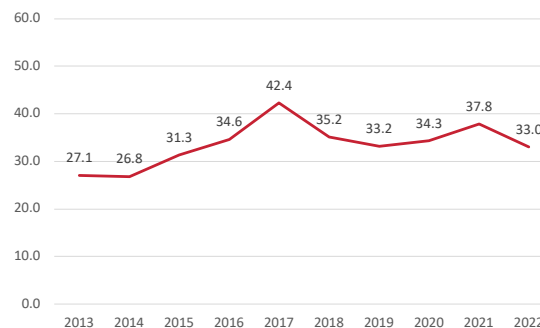
Full-Time Equivalent Enrollment



Total Number of Degrees Conferred



Completions Per 100 FTE



27%

OF UNDERGRADUATE
STUDENTS RECEIVE
PELL GRANTS

\$7,522

State Appropriation per
Full Time Equivalent Student

32%

Percent of Total Revenue
from State Appropriation
FY 2022

Based on Fall 2022 full-time equivalent enrollment, 2022-23 degrees and certificates awarded per FTE appropriations data, and FY 2023 appropriations, after expenditure restrictions.

University of Missouri

History

The University of Missouri was founded in 1839 in Columbia as the first public university west of the Mississippi River. The land-grant institution is the state's flagship university.

The university is a selective institution, offering more than 300 degree programs through 12 colleges and schools. It is one of only six public institutions nationwide that has a medical school, college of veterinary medicine, and a law school on the same campus. Mizzou is a member of the AAU.

Faculty: 1,982 full-time, 750 part-time

Leadership

Dr. Mun Y. Choi

Locations

In addition to Mizzou's main location in Columbia, the university's medical school has a residence center/clinical campus in Springfield.



TOP 5 Biggest Programs

Number of degrees & certificates awarded, FY 2022

1,910

Business, Management, Marketing, and Related Support Services

1,613

Health Professions and Related Programs

1,300

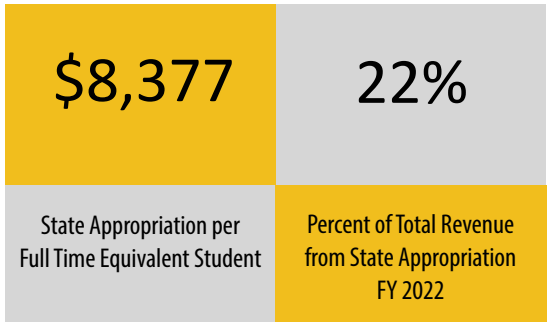
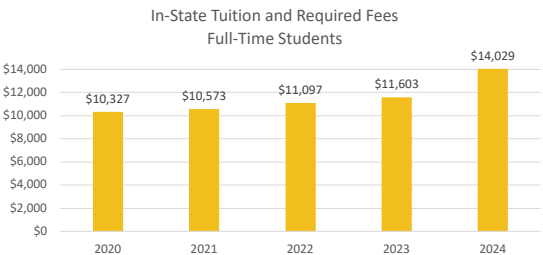
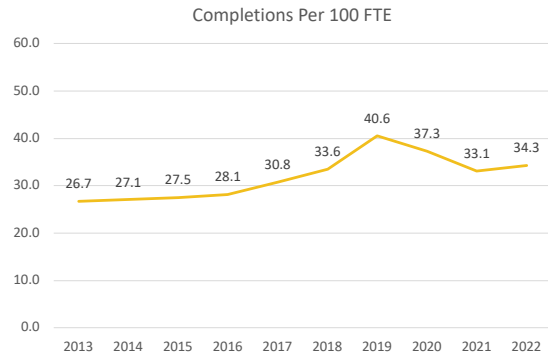
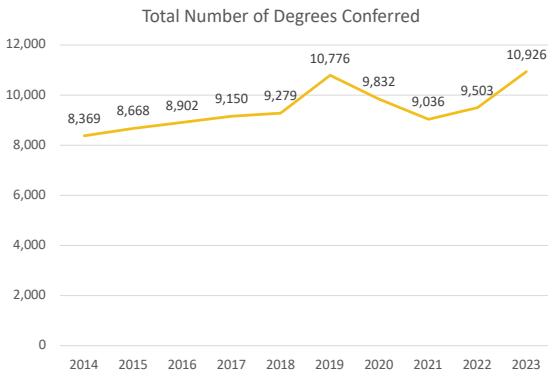
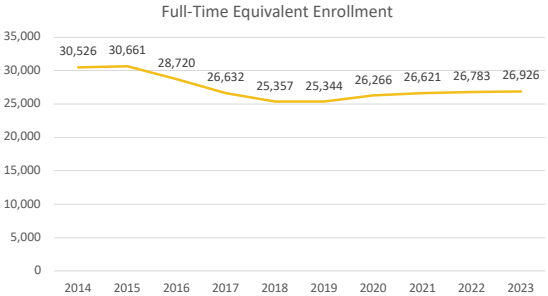
Area, Ethnic, Cultural, Gender, and Group Studies

756

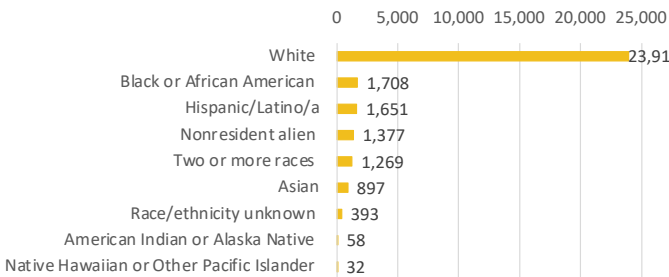
Education

705

Communication, Journalism, and Related Programs



Total Enrollment by Race/Ethnicity Fall 2022 Headcount



The University of Missouri is a land grant institution and dedicates part of its core appropriation to a required federal match to support this mission. The University of Missouri provided approximately \$30 million of its core funding for this purpose. These funds are included in their appropriations per FTE but were not available for student instruction.

Based on Fall 2022 full-time equivalent enrollment, 2022-23 degrees and certificates awarded per FTE appropriations data, and FY 2023 appropriations, after expenditure restrictions.

University of Missouri-Kansas City

History

The University of Missouri-Kansas City's roots run back to the 1880s. Three professional schools that are now a part of the university were founded in the nineteenth century: the School of Dentistry, 1881; the School of Pharmacy, 1895; and the School of Law, 1895. When the Conservatory of Music was founded in 1906, community leaders began discussing the need for a university in Kansas City. The campus was established in 1930 with the first academic year beginning in 1933. In 1963, the University of Kansas City merged with the University of Missouri System, becoming the University of Missouri-Kansas City.

The selective institution offers extensive professional programs, including a medical school, law school, and the state's only dental school.

Faculty: 583 full-time, 575 part-time

Leadership

Dr. C. Mauli Agrawal

Location

Kansas City



TOP 5

Biggest Programs
Number of degrees & certificates awarded, FY 2022

751

Health Professions
and Related Programs

750

Computer and Information Sciences
and Support Services

574

Business, Management, Marketing,
and Related Support Services

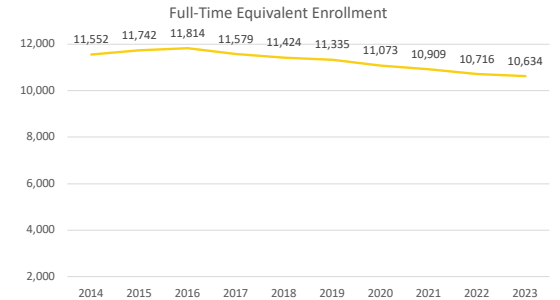
210

Biological and Biomedical Sciences

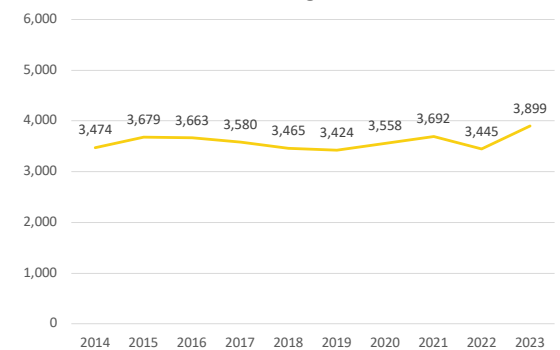
202

Education

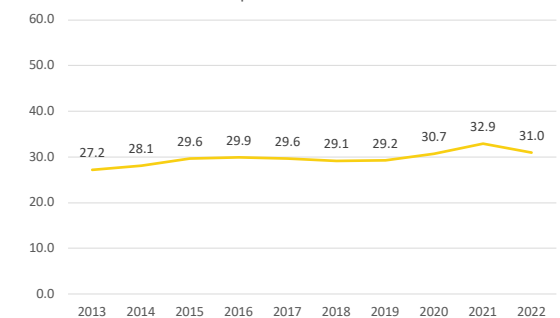
In-State Tuition and Required Fees
Full-Time Students



Total Number of Degrees Conferred



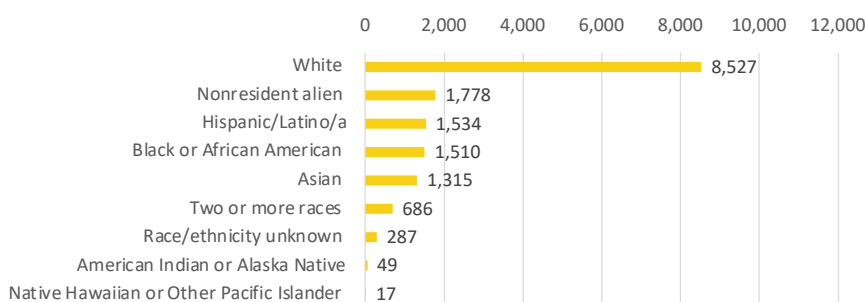
Completions Per 100 FTE



24%

OF UNDERGRADUATE
STUDENTS RECEIVE
PELL GRANTS

Total Enrollment by Race/Ethnicity
Fall 2022 Headcount



\$8,377

State Appropriation per
Full Time Equivalent Student

20%

Percent of Total Revenue
from State Appropriation
FY 2022

Based on Fall 2022 full-time equivalent enrollment, 2022-23 degrees and certificates awarded per FTE appropriations data, and FY 2023 appropriations, after expenditure restrictions.

University of Missouri-St. Louis

History

As the largest public research university in eastern Missouri, the University of Missouri–St. Louis prides itself on creating greater access to higher education and increased economic and social opportunity for nearly 16,000 diverse students.

Established in 1963 as the fourth campus of the University of Missouri System, UMSL offers a wide range of bachelor’s and master’s degrees and 17 doctoral degrees, including the only professional doctor of optometry program in Missouri. It annually confers more than 3,000 degrees and today boasts more than 108,000 alumni, 73 percent of whom choose to live and work in the surrounding area.

The success of UMSL, its students, faculty and alumni, is deeply entrenched in a campus-wide mission that reaches from the university’s own backyard to the wider world.

Faculty: 360 full-time, 307 part-time

Leadership

Dr. Kristin Sobolik

Location

St. Louis



TOP 5
Biggest Programs
Number of degrees & certificates awarded, FY 2022

582

Business, Management, Marketing, and Related Support Services

493

Education

280

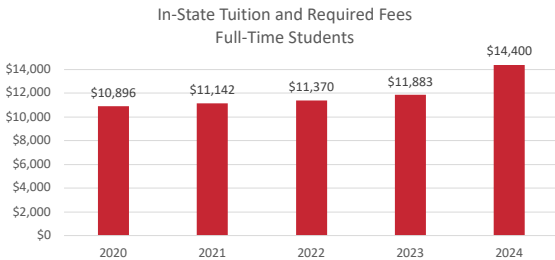
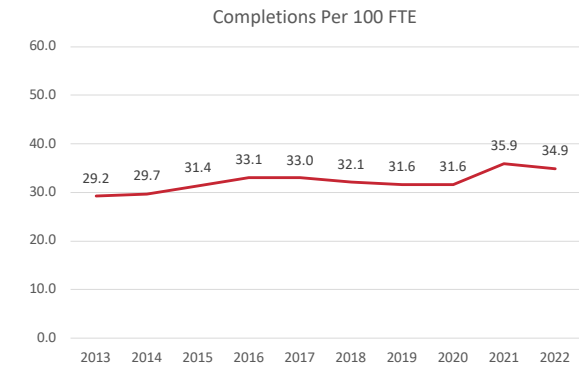
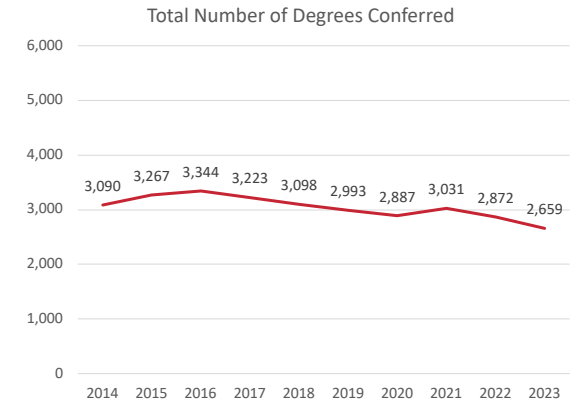
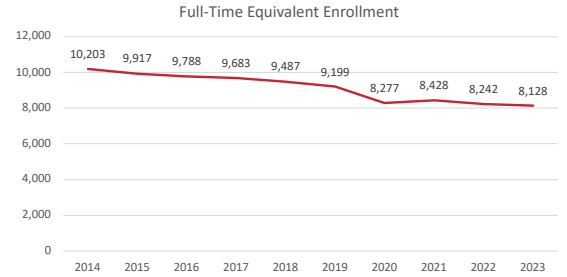
Computer and Information Sciences and Support Services

265

Health Professions and Related Programs

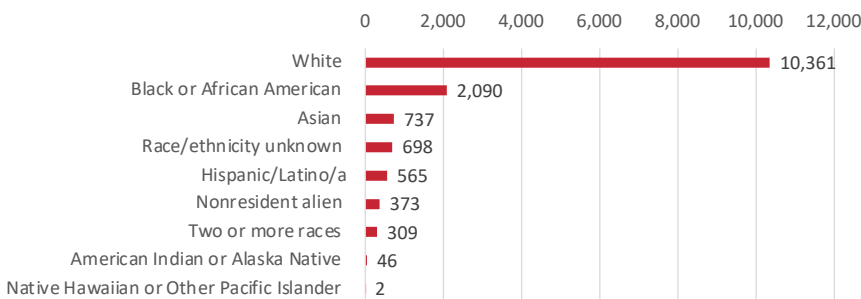
184

Social Sciences



18% OF UNDERGRADUATE STUDENTS RECEIVE PELL GRANTS

Total Enrollment by Race/Ethnicity
Fall 2022 Headcount



\$8,377 State Appropriation per Full Time Equivalent Student

26% Percent of Total Revenue from State Appropriation FY 2022

Based on Fall 2022 full-time equivalent enrollment, 2022-23 degrees and certificates awarded per FTE appropriations data, and FY 2023 appropriations, after expenditure restrictions.

Missouri University of Science and Technology

History

The institution known today as Missouri University of Science and Technology was founded in 1870 as the University of Missouri School of Mines and Metallurgy. It was the first technological institution west of the Mississippi River and one of the first in the nation. Early academic programs focused on the mining and metallurgical industries, but the campus broadened its mission over time as the need for engineering and scientific education grew. The campus was renamed the University of Missouri–Rolla in 1964.

In 2008, it became Missouri University of Science and Technology to more accurately reflect its mission as a technological research university. Missouri S&T offers bachelor's degrees in 35 fields of engineering, science, humanities, business, and social sciences. Master of science degrees are offered in 36 disciplines, Ph.D. in 22 disciplines, and doctor of engineering in eight disciplines.

Faculty: 314 full-time, 73 part-time

Leadership

Dr. Mohammad Dehghani

Location

Rolla



TOP 5 Biggest Programs Number of degrees & certificates awarded, FY 2022



Engineering



Engineering Technologies
and Engineering Related Fields



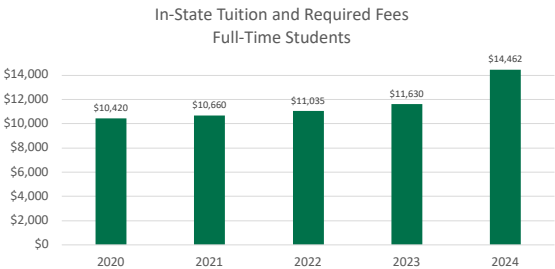
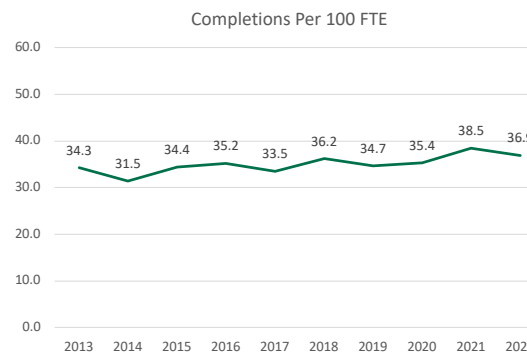
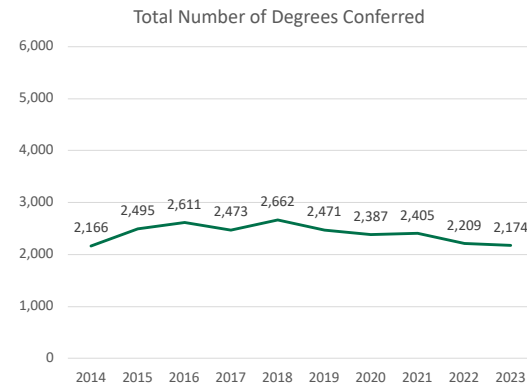
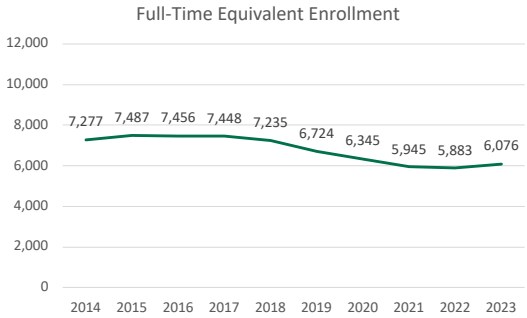
Computer and Information
Sciences and Support Services



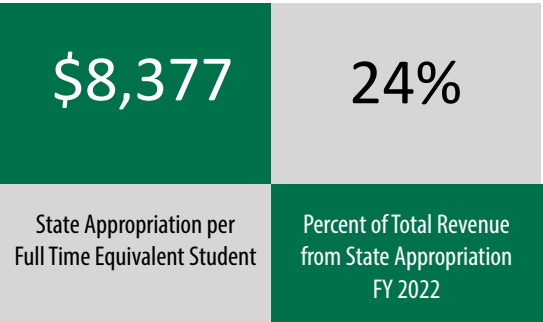
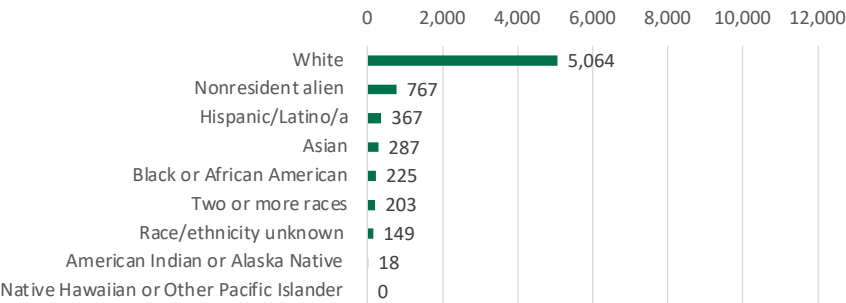
Business, Management,
Marketing, and Related
Support Services



Physical Sciences
&
Biological and Biomedical Sciences



Total Enrollment by Race/Ethnicity Fall 2022 Headcount



Based on Fall 2022 full-time equivalent enrollment, 2022-23 degrees and certificates awarded per FTE appropriations data, and FY 2023 appropriations, after expenditure restrictions.



DEPARTMENT OF HIGHER EDUCATION & WORKFORCE DEVELOPMENT

PUBLIC TWO-YEAR COLLEGES

Missouri has 12 community colleges, three of which – Metropolitan Community College, Ozarks Technical Community College, and St. Louis Community College – are multi-campus systems. Missouri also has a two-year campus of a public university (Missouri State University-West Plains), and one technical college (State Technical College of Missouri).

Community Colleges

The Missouri Community College Association (MCCA) represents community colleges in legislative and policy discussions with the legislature and members of the executive branch. It is governed by a Presidents/Chancellors Council and Brian Millner serves as the President and CEO of the association. The group elects a chair, who serves a one-year term. Dr. Barbara Kavalier, president of St. Charles Community College, is chair. Dr. Kimberly Beatty from Metropolitan Community College is vice chair.

Crowder College

History

In 1963, the citizens of Newton and McDonald counties voted to establish Crowder College, a public community college. In the fall of 1964, the college began operation in buildings formerly occupied by Camp Crowder, a facility built in 1941 as part of the buildup leading into World War II.

It is an open admissions institution and offers certificate and associate degree programs in career and technical education and general education.

Faculty: 165 full-time, 287 part-time

Leadership

Dr. Katricia Pierson

Locations

In addition to Crowder’s main campus in Neosho, the college has the following locations in its nine-county service region: Cassville, McDonald County, Nevada, and Webb City. The Joplin Advanced Training & Technology Center is a partnership with the city of Joplin and the Chamber of Commerce.



TOP 5
Biggest Programs
Number of degrees &
certificates awarded, FY 2022

301

Liberal Arts and Sciences,
General Studies and Humanities

255

Transportation and
Materials Moving

212

Health Professions and
Related Programs

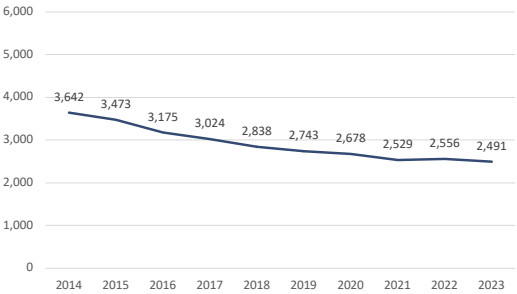
115

Engineering Technologies and
Engineering-related Fields

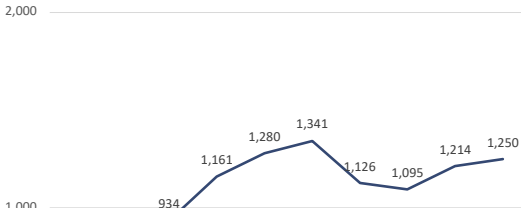
75

Computer and Information Sciences
and Support Services

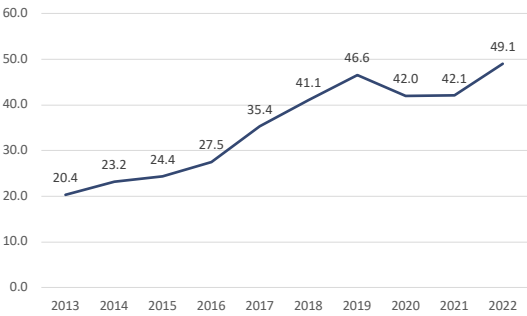
Full-Time Equivalent Enrollment



Total Number of Degrees Conferred



Completions Per 100 FTE



35%

OF UNDERGRADUATE
STUDENTS RECEIVE
PELL GRANTS

\$3,199

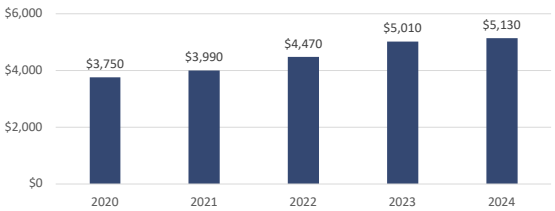
State Appropriation per
Full Time Equivalent Student

19%

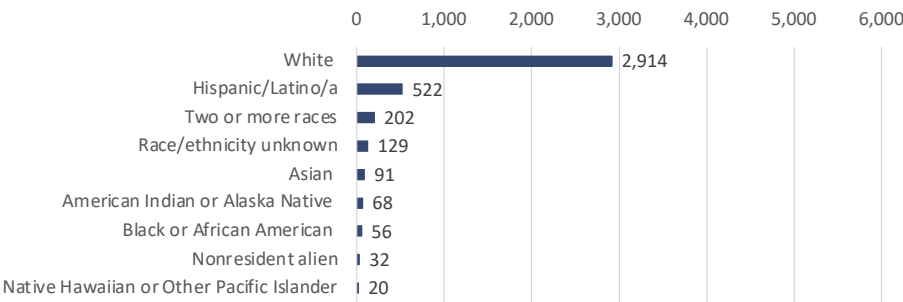
Percent of Total Revenue
from State Appropriation
FY 2022

Based on Fall 2022 full-time equivalent enrollment, 2022-23 degrees and certificates awarded per FTE appropriations data, and FY 2023 appropriations, after expenditure restrictions.

In-District Tuition and Required Fees
Full-Time Students



Total Enrollment by Race/Ethnicity
Fall 2022 Headcount



East Central College

History

East Central College was established in April 1968 and has a main campus located in Union and two centers in Rolla to serve the residents and business communities of east central Missouri. The comprehensive community college is an open admissions institution that offers certificate and associate degree programs in technical education, allied health, and general education.

Faculty: 70 full-time, 149 part-time

Leadership

Dr. Jon Bauer

Locations

In addition to East Central's main location in Union, the college has off-campus sites in Washington and Rolla.



TOP 5

Biggest Programs
Number of degrees & certificates awarded, FY 2022

285

Liberal Arts and Sciences,
General Studies and Humanities

104

Health Professions and
Related Programs

48

Precision Production

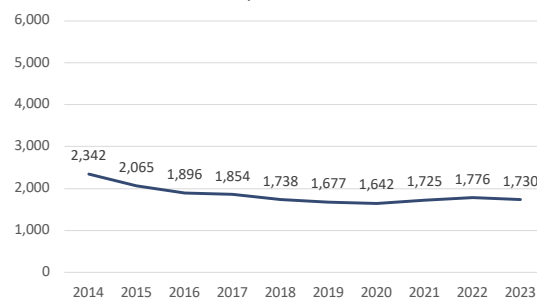
44

Education

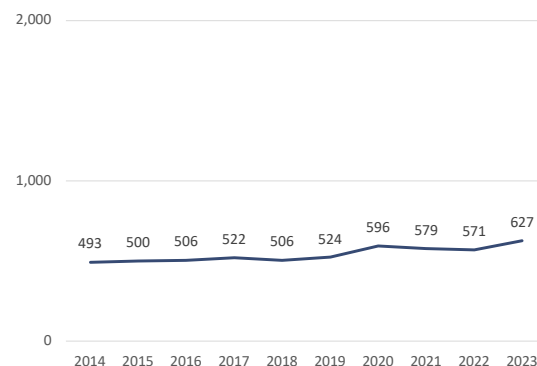
29

Mechanic and Repair
Technologies/Technicians

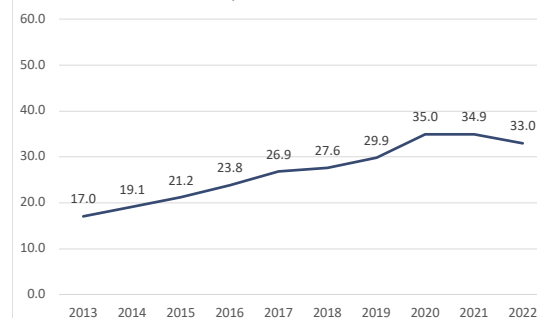
Full-Time Equivalent Enrollment



Total Number of Degrees Conferred



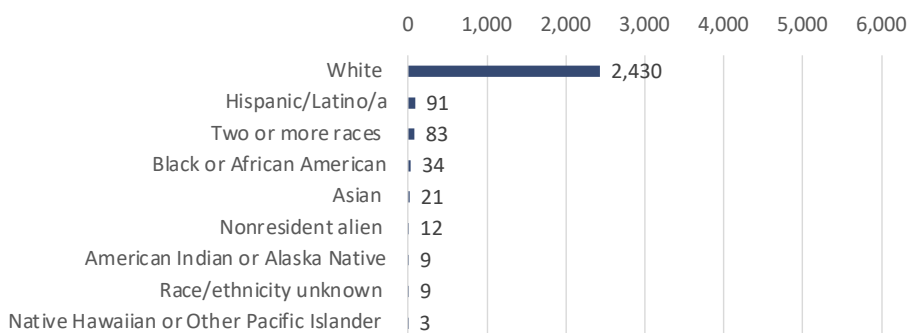
Completions Per 100 FTE



34%

OF UNDERGRADUATE
STUDENTS RECEIVE
PELL GRANTS

Total Enrollment by Race/Ethnicity
Fall 2022 Headcount



\$3,474

State Appropriation per
Full Time Equivalent Student

16%

Percent of Total Revenue
from State Appropriation
FY 2022

Based on Fall 2022 full-time equivalent enrollment, 2022-23 degrees and certificates awarded per FTE appropriations data, and FY 2023 appropriations, after expenditure restrictions.

Jefferson College

History

Jefferson College was established in 1963 when residents of Jefferson County voted to form a junior college district. Jefferson was the second junior college district in Missouri to be approved. In September 1965, Jefferson College moved into its first permanent building just north of Hillsboro.

The open admissions college offers certificates and associate degrees in career and technical education and general education.

Faculty: 89 full-time, 174 part-time

Leadership

Dr. Dena McCaffrey

Location

In addition to Jefferson College’s main campus in Hillsboro, the college has two locations in Arnold.



TOP 5
Biggest Programs
Number of degrees & certificates awarded, FY 2022

356

Liberal Arts and Sciences,
General Studies and Humanities

176

Health Professions and
Related Programs

54

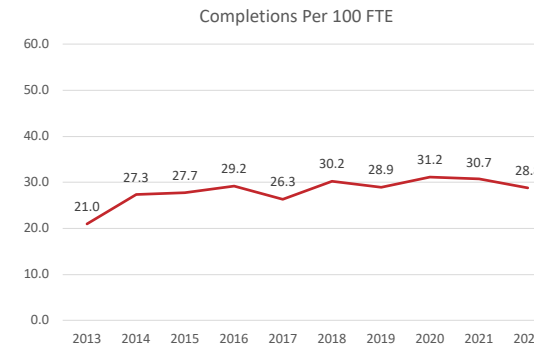
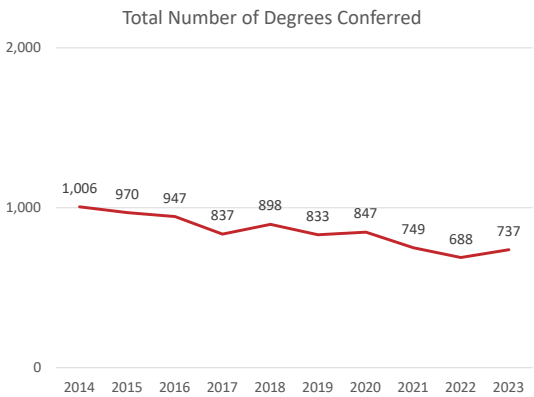
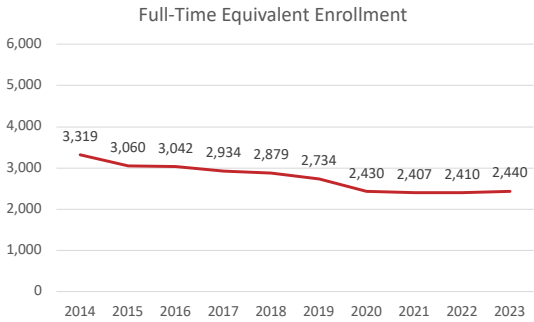
Mechanic and Repair Technologies/
Technicians

34

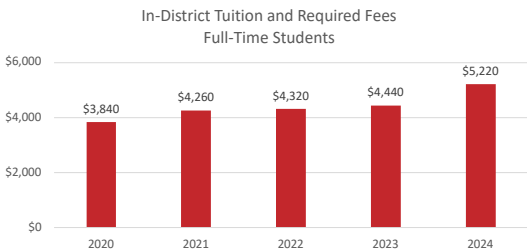
Business, Management, Marketing,
and Related Support Services

31

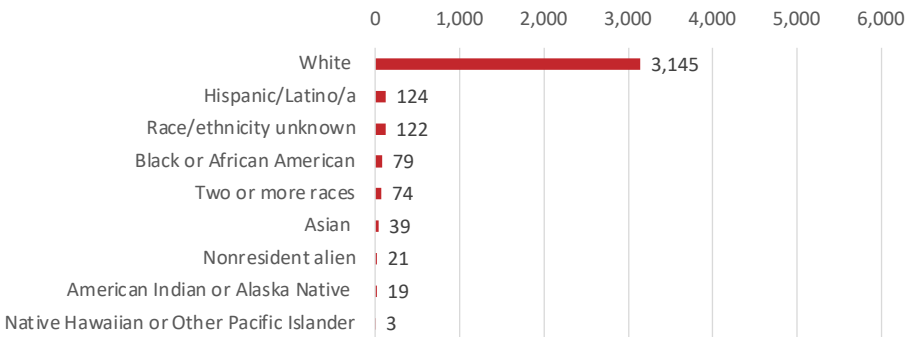
Education



30% OF UNDERGRADUATE STUDENTS RECEIVE PELL GRANTS



Total Enrollment by Race/Ethnicity
Fall 2022 Headcount



\$3,681 State Appropriation per Full Time Equivalent Student

19% Percent of Total Revenue from State Appropriation FY 2022

Based on Fall 2022 full-time equivalent enrollment, 2022-23 degrees and certificates awarded per FTE appropriations data, and FY 2023 appropriations, after expenditure restrictions.

Metropolitan Community College

History

The institution known today as Metropolitan Community College began as Kansas City Polytechnic Institute, established by the Board of Education in 1915 as the first public institution of higher education in Kansas City. The school officially changed its name to the Junior College of Kansas City in 1919.

In 1964, seven suburban school districts joined with the Kansas City School District to create the Metropolitan Community College District. That year, the College Board of Trustees was also elected to govern the district. MCC's District now includes 15 Greater Kansas City area school districts.

As Kansas City expanded into the suburbs in the 1960s, so did MCC, opening the Longview, Maple Woods, and Penn Valley campuses in 1969. MCC-Blue River became the fourth campus in 1997. During the 2021-2022 academic year, MCC closed the Business & Technology campus (opened in 2002) and moved the programs housed there to three new buildings at Blue River and Penn Valley.

MCC is an open enrollment institution and offers certificate and degree programs in career and technical education and general education.

Faculty: 214 full-time, 1,246 part-time

Leadership

Dr. Kimberly Beatty

Locations

Metropolitan Community College comprises five campuses on the Missouri side of the Greater Kansas City area: MCC-Blue River, MCC-Longview, MCC-Maple Woods, MCC-Online, MCC-Penn Valley. The college's Administrative Center is just east of the Penn Valley campus.



TOP 5
Biggest Programs
Number of degrees & certificates awarded, FY 2022

2,403

Liberal Arts and Sciences,
General Studies and Humanities

282

Health Professions
and Related Programs

154

Engineering Technologies and
Engineering-related Fields

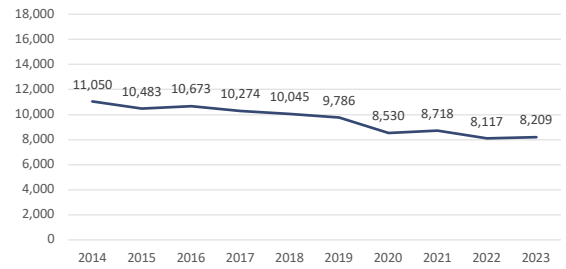
96

Homeland Security, Law
Enforcement, Firefighting and
Related Protective Services

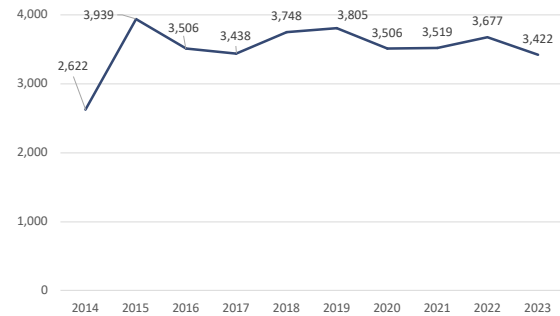
96

Precision Production

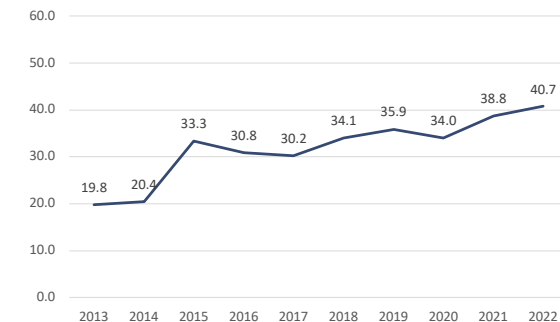
Full-Time Equivalent Enrollment



Total Number of Degrees Conferred



Completions Per 100 FTE

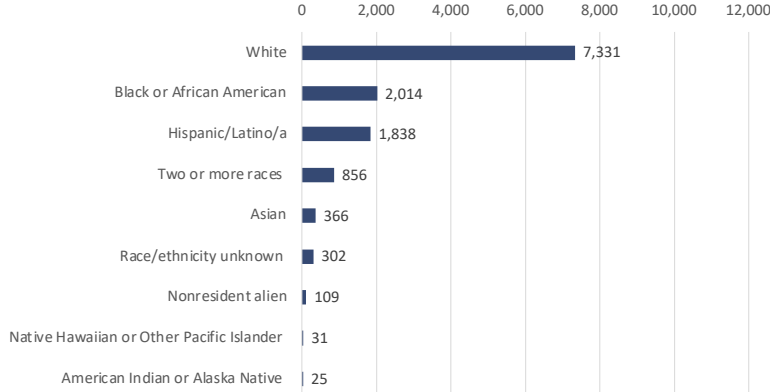


In-District Tuition and Required Fees
Full-Time Students



Total Enrollment by Race/Ethnicity

Fall 2022 Headcount



31%

OF UNDERGRADUATE
STUDENTS RECEIVE
PELL GRANTS

\$4,207

State Appropriation per
Full Time Equivalent Student

22%

Percent of Total Revenue
from State Appropriation
FY 2022

Based on Fall 2022 full-time equivalent enrollment, 2022-23 degrees and certificates awarded per FTE appropriations data, and FY 2023 appropriations, after expenditure restrictions.

Mineral Area College

History

Mineral Area College was founded in April 1965 by a vote of the residents of six public school districts in St. Francois and Madison counties and portions of Washington and Ste. Genevieve counties. The college became a successor to Flat River Junior College, the third public junior college established in Missouri, which began in 1922 as part of the Flat River Public School System.

It is an open admissions institution and offers certificates and associate degrees in career and technical education and general education.

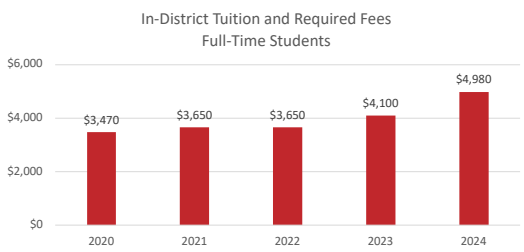
Faculty: 43 full-time, 112 part-time

Leadership

Dr. Joseph Gilgour

Locations

In addition to MAC's main campus in Park Hills, the college also has outreach centers in Fredericktown, Potosi and Perryville.



TOP 5

Biggest Programs
Number of degrees & certificates awarded, FY 2022

319

Liberal Arts and Sciences,
General Studies and Humanities

132

Health Professions and
Related Programs

53

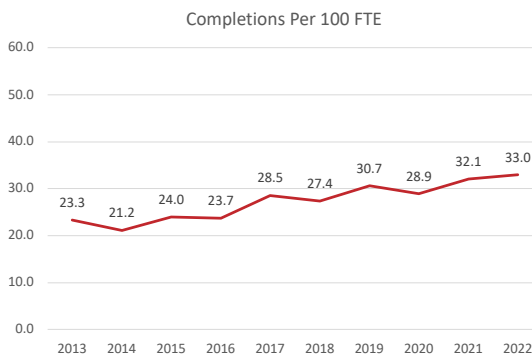
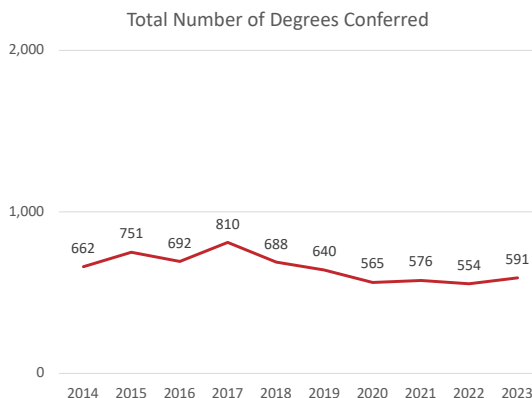
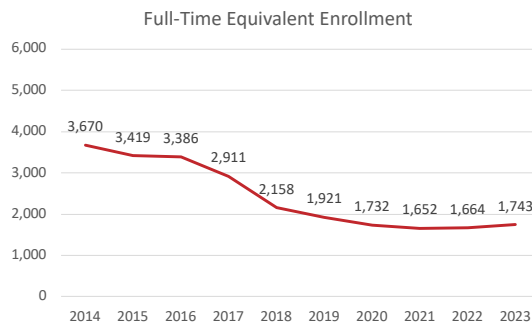
Education

46

Homeland Security, Law Enforcement,
Firefighting and Related Protective
Services

10

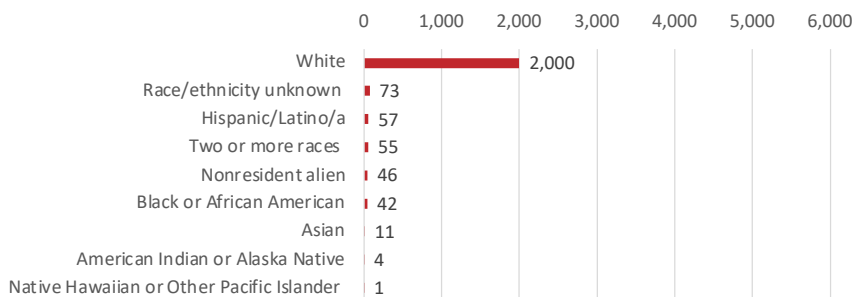
Engineering/Engineering-related
Technologies/Technicians



35%

OF UNDERGRADUATE
STUDENTS RECEIVE
PELL GRANTS

Total Enrollment by Race/Ethnicity Fall 2022 Headcount



\$4,251

State Appropriation per
Full Time Equivalent Student

32%

Percent of Total Revenue
from State Appropriation
FY 2022

Based on Fall 2022 full-time equivalent enrollment, 2022-23 degrees and certificates awarded per FTE appropriations data, and FY 2023 appropriations, after expenditure restrictions.

Missouri State University - West Plains

History

Missouri State University-West Plains was founded in 1963 as the West Plains Residence Center. In 1977, the name West Plains campus of Southwest Missouri State University was designated to replace Residence Center. In 1981, the legislature enacted a permanent status bill for the campus.

In 1991, the legislature passed House Bill 51, which gave the West Plains campus the authority to offer “one-year certificates, two-year associate degrees and credit and non-credit courses.” In 2005, Southwest Missouri State University was renamed Missouri State University.

The open admissions campus offers associate degrees designed for transfer into bachelor’s degree programs, as well as career-oriented degrees and certificates. Some bachelor’s and master’s degree programs also are available at the West Plains campus through Missouri State University’s Outreach program.

Faculty: 37 full-time, 57 part-time

Leadership

Dr. Dennis Lancaster

Locations

MSU-West Plains has an extended campus in Mountain Grove and a China branch at Liaoning Teacher’s University in Dalian.



TOP 5
Biggest Programs
Number of degrees & certificates awarded, FY 2022

102

Liberal Arts and Sciences,
General Studies and Humanities

92

Health Professions and
Related Programs

27

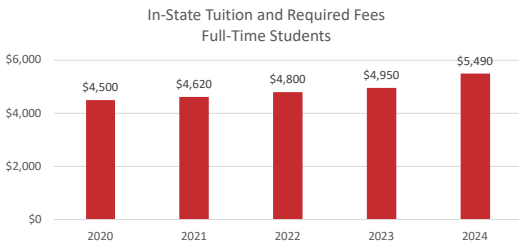
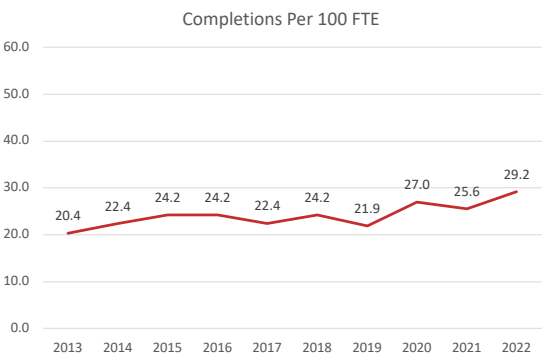
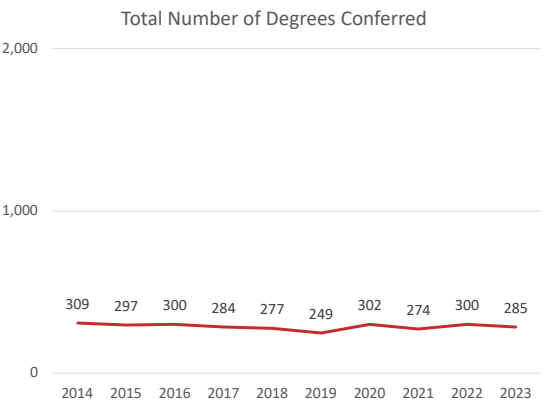
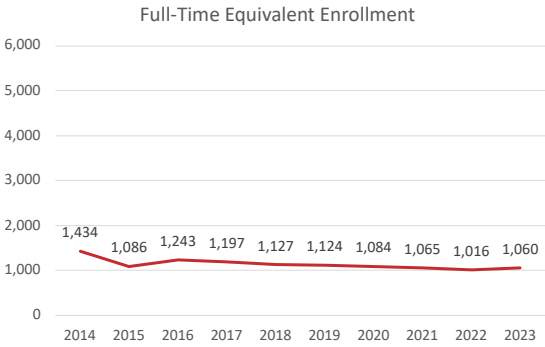
Education

22

Business, Management,
Marketing, and Related
Support Services

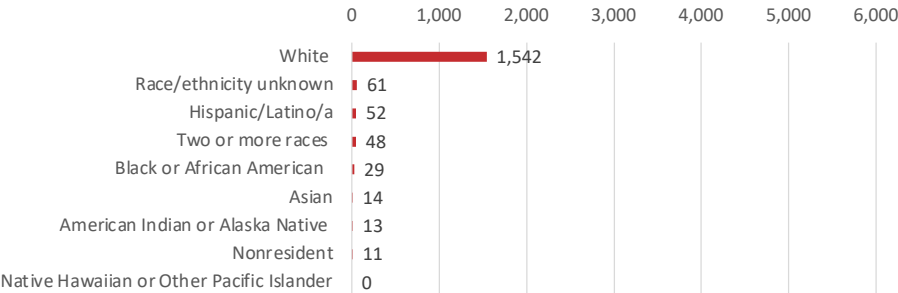
13

Agricultural/Animal/Plant/Veterinary
Science and Related Fields
&
Engineering/Engineering-related
Technologies/Technicians



Missouri State University-West Plains’ state funding is provided through the line item for Missouri State University. For that reason, no per-student and per-degree/certificate appropriations are provided.

Total Enrollment by Race/Ethnicity
Fall 2022 Headcount



Moberly Area Community College

History

Moberly Area Community College was founded in 1927 as Moberly Junior College, part of the Moberly Public School system. In 1990, the school was renamed Moberly Area Community College.

The open admissions institution offers certificates and associate degrees in career and technical education and general education.

Faculty: 79 full-time, 122 part-time

Leadership

Dr. Jeffrey Lashley

Locations

In addition to MACC's main campus in Moberly, the college also has off-campus sites in Mexico, Columbia, Kirksville, Hannibal, and Macon.



TOP 5

Biggest Programs
Number of degrees & certificates awarded, FY 2022

541

Liberal Arts and Sciences,
General Studies and Humanities

152

Health Professions and
Related Programs

43

Education

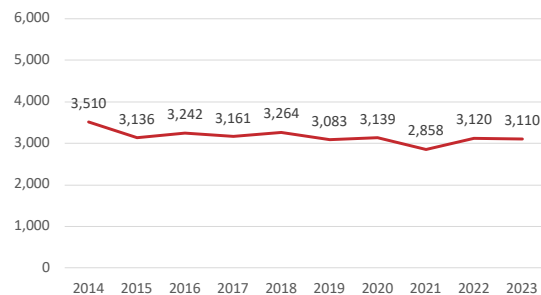
21

Computer and Information Sciences
and Support Services

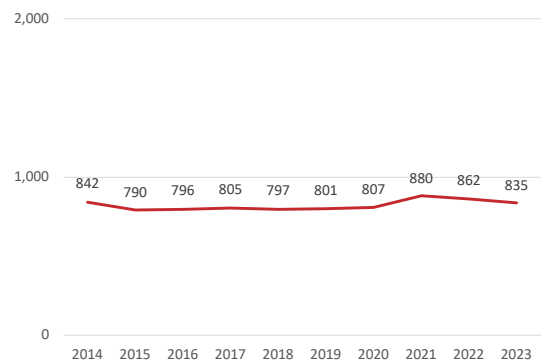
21

Engineering/Engineering-related
Technologies/Technicians

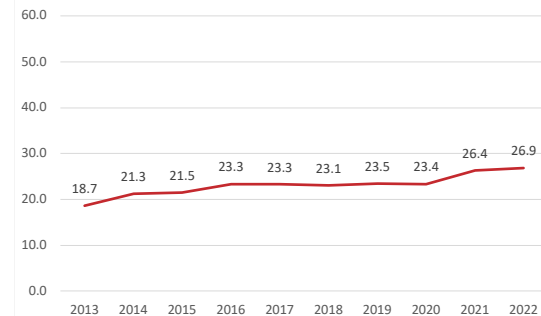
Full-Time Equivalent Enrollment



Total Number of Degrees Conferred



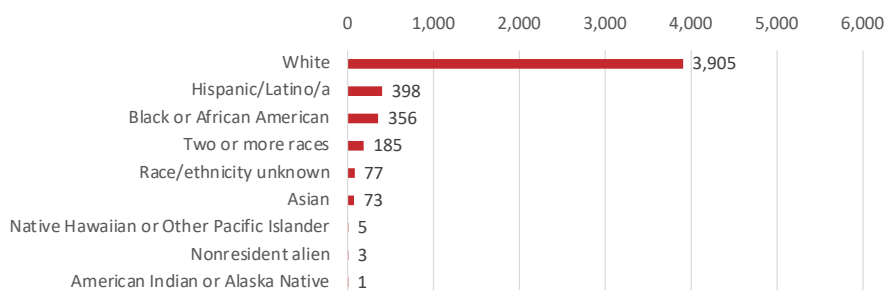
Completions Per 100 FTE



29%

OF UNDERGRADUATE
STUDENTS RECEIVE
PELL GRANTS

Total Enrollment by Race/Ethnicity
Fall 2022 Headcount



\$2,891

State Appropriation per
Full Time Equivalent Student

19%

Percent of Total Revenue
from State Appropriation
FY 2022

Based on Fall 2022 full-time equivalent enrollment, 2022-23 degrees and certificates awarded per FTE appropriations data, and FY 2023 appropriations, after expenditure restrictions.

North Central Missouri College

History

Founded in 1925 as Trenton Junior College (TJC), North Central Missouri College is the second oldest community college in Missouri and the 75th oldest in the United States. The facilities have expanded from the top floor of the old high school to a sprawling campus, including Barton Farm Campus, Dr. Albert and Vera Cross Hall, historic E.D. Geyer Hall, and several outreach locations. For over 90 years, North Central Missouri College has been helping individuals reach their educational goals. Our small class sizes, highly qualified and caring instructors, tutoring services, and affordable tuition, make the goal of an excellent college education attainable.

North Central Missouri College is accredited by the Higher Learning Commission, a member of the North Central Association. NCMC is state and nationally ranked for affordable, quality education and training. NCMC is a proud participant of the A+ scholarship program and designated Military Friendly School. It is an open admissions institution and offers certificates and associate degrees in career, technical, and general education.

Faculty: 40 full-time, 43 part-time

Leadership

Dr. Lenny Klaver

Locations

In addition to NCMC’s main campus in Trenton, the college also has a residence center just outside Trenton and off-campus sites in Cameron, Chillicothe, Brookfield, Bethany, Maryville Country Club, and an upcoming site in Savannah.



TOP 5

Biggest Programs
Number of degrees & certificates awarded, FY 2022

208

Health Professions and Related Programs

135

Liberal Arts and Sciences, General Studies and Humanities

41

Agricultural/Animal/Plant/Veterinary Science and Related Fields

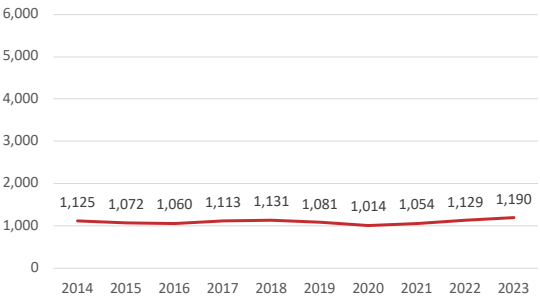
39

Agricultural/Animal/Plant/Veterinary Science and Related Fields

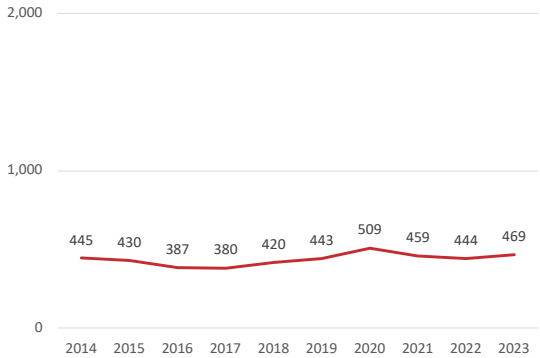
20

Education

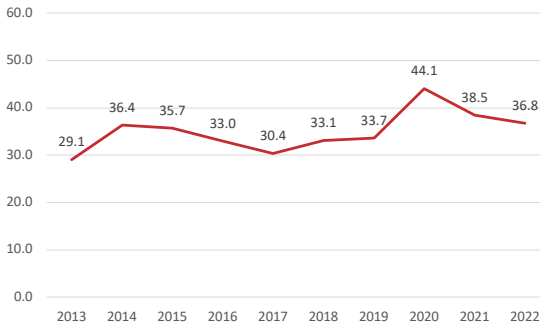
Full-Time Equivalent Enrollment



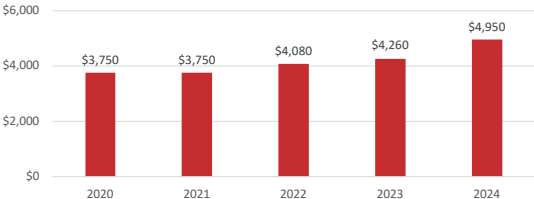
Total Number of Degrees Conferred



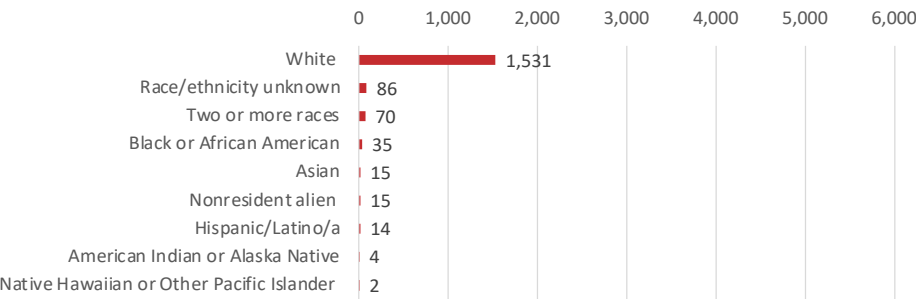
Completions Per 100 FTE



In-District Tuition and Required Fees Full-Time Students



Total Enrollment by Race/Ethnicity Fall 2022 Headcount



36%

OF UNDERGRADUATE STUDENTS RECEIVE PELL GRANTS

\$3,465

19%

State Appropriation per Full Time Equivalent Student

Percent of Total Revenue from State Appropriation FY 2022

Based on Fall 2022 full-time equivalent enrollment, 2022-23 degrees and certificates awarded per FTE appropriations data, and FY 2023 appropriations, after expenditure restrictions.

Ozarks Technical Community College

History

In 1990, voters approved the creation of the Junior College District of Central Southwest Missouri, which was eventually named Ozarks Technical Community College. Today, OTC has six campuses across southwest Missouri and robust online offerings. OTC offers associate degrees in career and technical education, health sciences and general education for students who plan to transfer to four-year institutions.

Faculty: 221 full-time, 484 part-time

Leadership

Dr. Hal Higdon

Locations

OTC has campuses in Springfield, Ozark, and Hollister, and education centers in Lebanon, Republic, and Waynesville.



TOP 5
Biggest Programs
Number of degrees & certificates awarded, FY 2022

560

Health Professions and Related Programs

467

Liberal Arts and Sciences, General Studies and Humanities

264

Business, Management, Marketing, and Related Support Services

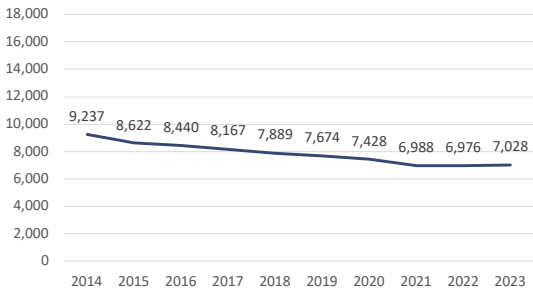
197

Mechanic and Repair Technologies/Technicians

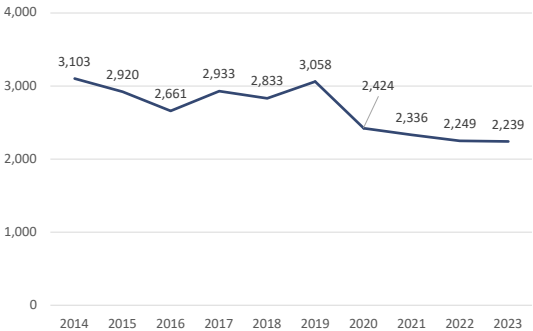
101

Computer and Information Sciences and Support Services

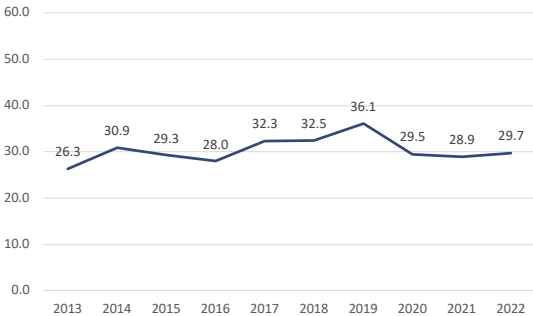
Full-Time Equivalent Enrollment



Total Number of Degrees Conferred

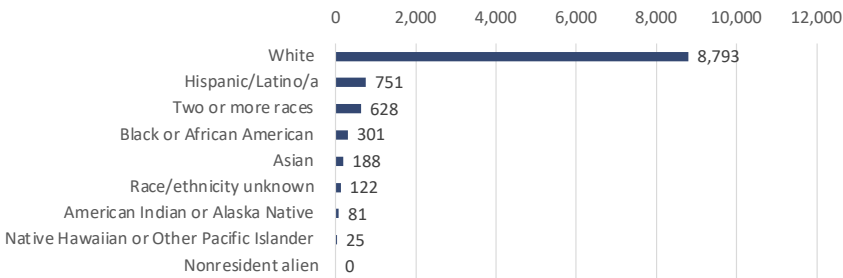


Completions Per 100 FTE



42% OF UNDERGRADUATE STUDENTS RECEIVE PELL GRANTS

Total Enrollment by Race/Ethnicity
Fall 2022 Headcount



\$2,947 State Appropriation per Full Time Equivalent Student

18% Percent of Total Revenue from State Appropriation FY 2022

Based on Fall 2022 full-time equivalent enrollment, 2022-23 degrees and certificates awarded per FTE appropriations data, and FY 2023 appropriations, after expenditure restrictions.

St. Charles Community College

History

Since 1986, St. Charles Community College has been a quality higher education institution in Missouri. SCC started with nearly 400 students and has grown to become one of the larger community colleges in the state. Since its inception, four phases of construction created the beautiful 12-building main campus we know today. In 2017, SCC purchased its Dardenne Creek Campus, which was home of its Center for Healthy Living. The Dardenne Creek Campus expanded in 2020 with the opening of the Field to Table: Culinary and Agricultural Center. The college ushered in a new era as a residential campus in 2020, when its first students moved into its on-campus housing provided by a third-party private-public partner, the Campus Lake Apartments.

Accredited by the Higher Learning Commission, SCC offers a robust transfer program with more than 25 areas of interest. Additionally, the College offers more than 45 work-ready degrees, as well as non-credit programs, industry credentials and workforce training. SCC proudly celebrates diversity and enriches the economic and cultural vitality of our service region by providing an accessible, comprehensive and supportive environment for teaching and learning.

Faculty: 101 full-time, 286 part-time

Leadership

Dr. Barbara R. Kavalier

Location

Cottleville, Dardenne Prairie



TOP 5 Biggest Programs

Number of degrees & certificates awarded, FY 2022

534

Liberal Arts and Sciences,
General Studies and Humanities

141

Health Professions and
Related Programs

77

Computer and Information
Sciences and Support Services

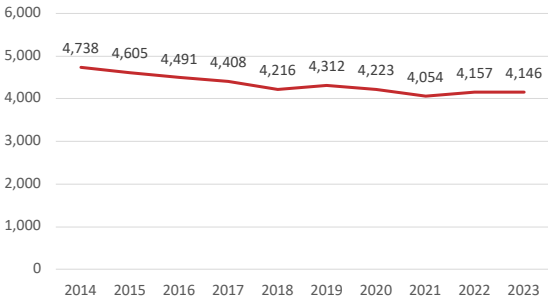
76

Visual and Performing Arts

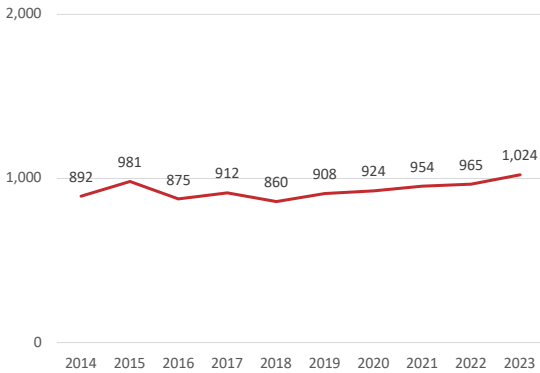
58

Business, Management, Marketing,
and Related Support Services

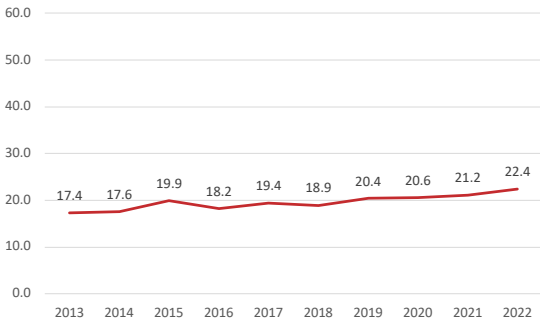
Full-Time Equivalent Enrollment



Total Number of Degrees Conferred



Completions Per 100 FTE



25%

OF UNDERGRADUATE
STUDENTS RECEIVE
PELL GRANTS

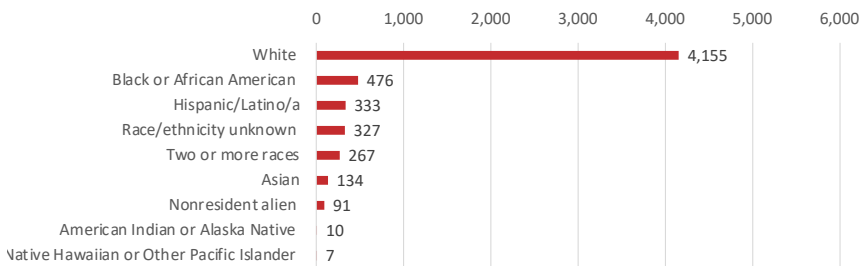
\$3,033

State Appropriation per
Full Time Equivalent Student

16%

Percent of Total Revenue
from State Appropriation
FY 2022

Total Enrollment by Race/Ethnicity
Fall 2022 Headcount



Based on Fall 2022 full-time equivalent enrollment, 2022-23 degrees and certificates awarded per FTE appropriations data, and FY 2023 appropriations, after expenditure restrictions.

St. Louis Community College

History

Established in 1962, St. Louis Community College is the largest higher educational institution in the region and the second largest in Missouri. STLCC has served more than 1.2 million students; at least one person in more than one-half of the households in the St. Louis area has attended the College.

Today, STLCC consistently ranks among the top associate degree-producing institutions in the United States. As the region's largest educational resource for college transfers, career development and workforce training, STLCC is leading the way in student success, innovation and community transformation.

Faculty: 321 full-time, 563 part-time

Leadership

Dr. Jeff Pittman

Locations

St. Louis Community College has four campuses and two education centers that serve St. Louis city and county, as well as parts of Franklin and Jefferson counties.



TOP 5 Biggest Programs Number of degrees & certificates awarded, FY 2022

1,210

Liberal Arts and Sciences,
General Studies and Humanities

396

Health Professions and
Related Programs

96

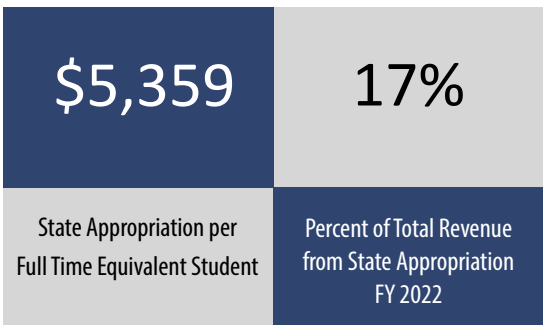
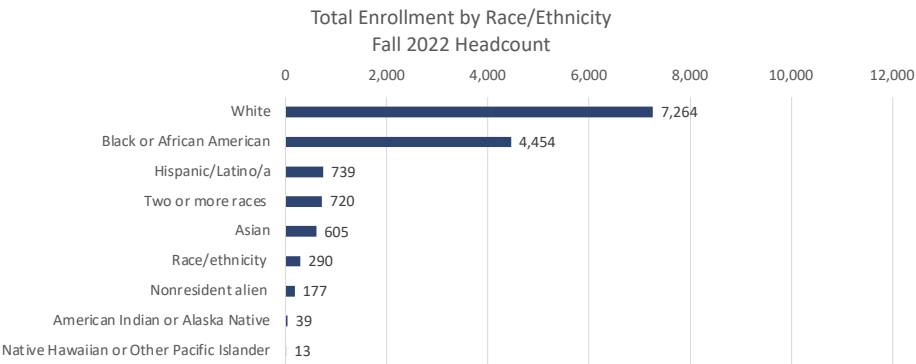
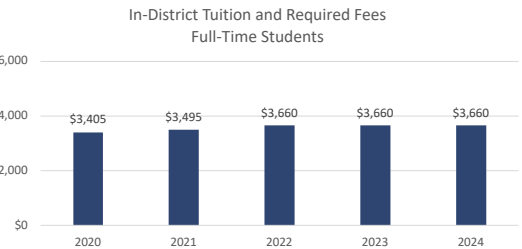
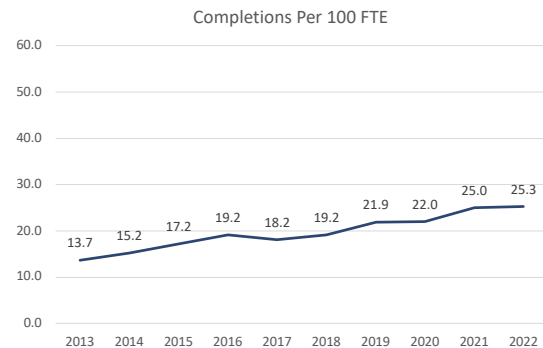
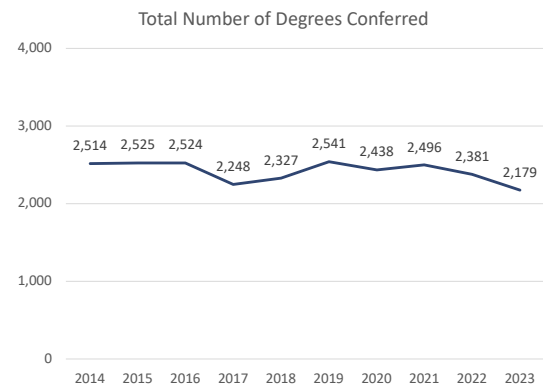
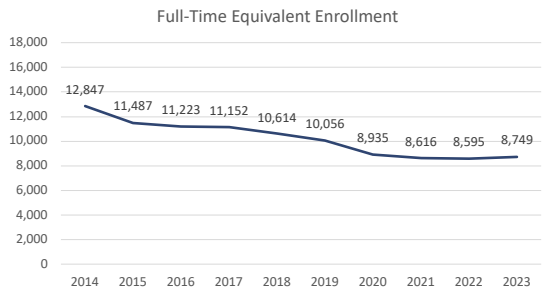
Computer and Information
Sciences and Support Services

67

Mechanic and Repair
Technologies/Technicians

63

Culinary, Entertainment,
and Personal Services



Based on Fall 2022 full-time equivalent enrollment, 2022-23 degrees and certificates awarded per FTE appropriations data, and FY 2023 appropriations, after expenditure restrictions.

State Fair Community College

History

State Fair Community College was established in April 1966 when voters approved the creation of the Junior College District of Sedalia. In 1968, the college officially became State Fair Community College as a result of a “name the college” contest. Located on land west of the Missouri State Fairgrounds in Sedalia, State Fair Community College opened its doors in September 1968.

It is an open admissions institution and offers certificates and associate degrees in career and technical education and general education.

Faculty: 81 full-time, 177 part-time

Leadership

Dr. Brent Bates

Locations

In addition to State Fair’s main campus in Sedalia, the college has residence centers in Boonville, Lake of the Ozarks, and Clinton, and on Whiteman Air Force Base. It has off-campus sites in Eldon and Warsaw.



TOP 5 Biggest Programs

Number of degrees & certificates awarded, FY 2022

381

Liberal Arts and Sciences,
General Studies and Humanities

196

Health Professions and
Related Programs

28

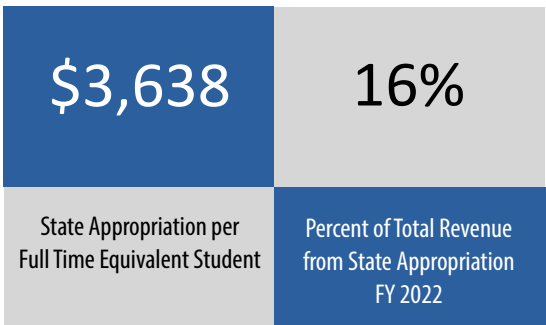
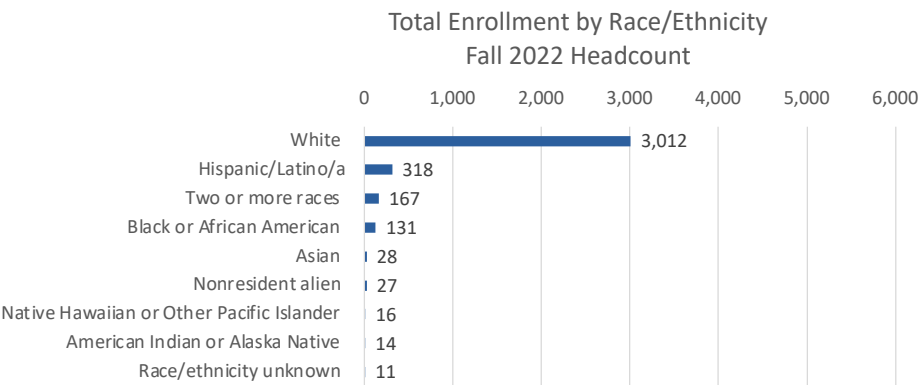
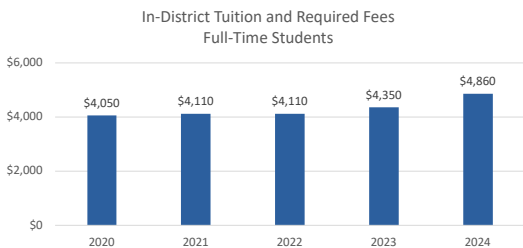
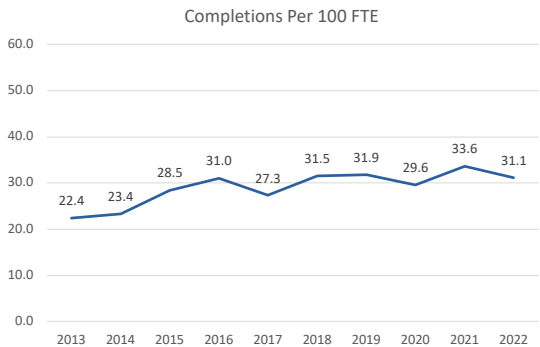
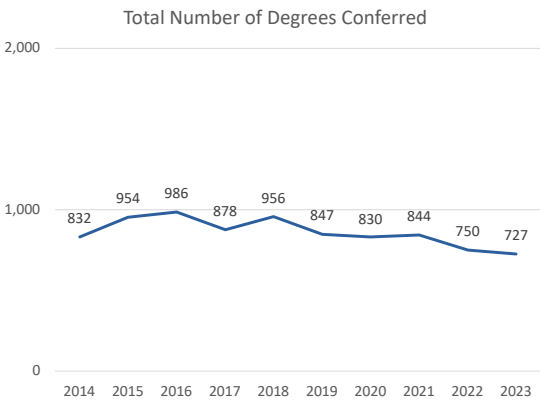
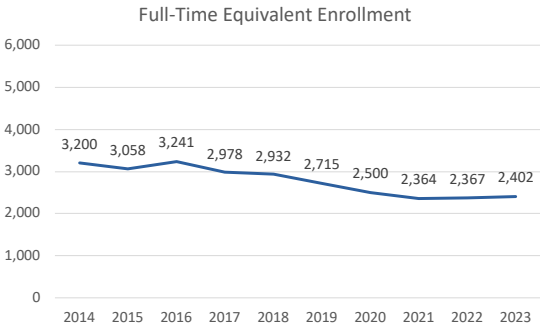
Education

22

Engineering/Engineering-related
Technologies/Technicians

21

Precision Production



Based on Fall 2022 full-time equivalent enrollment, 2022-23 degrees and certificates awarded per FTE appropriations data, and FY 2023 appropriations, after expenditure restrictions.

Three Rivers College

History

Three Rivers College was founded April 5, 1966, when citizens of the Southeast Missouri counties of Butler, Carter, Ripley, and Wayne voted into existence the College District. The college opened in storefront facilities in downtown Poplar Bluff, Missouri, with 138 students in the summer of 1967. Today, Three Rivers enrolls thousands of students at locations throughout Southeast Missouri, including an 80-acre campus in Poplar Bluff; full-service locations in Cape Girardeau, Dexter, Kennett, and Sikeston; as well as other locations, including Doniphan, Piedmont, and Van Buren.

Three Rivers College inspires, prepares, and empowers students to succeed through open access to high-quality learning opportunities that meet the community's needs. It offers certificates and associate degrees for students interested in college transfer or career-technical training, as well as transitional classes and continuing education courses.

Faculty: 55 full-time, 78 part-time

Leadership

Dr. Wesley Payne

Locations

In addition to TRC's main location in Poplar Bluff, the college has a residence center in Cape Girardeau in partnership with SEMO and Mineral Area College, as well as full-service locations in Dexter, Kennett, and Sikeston, and other locations in Doniphan, Piedmont, and Van Buren.



TOP 5
Biggest Programs
Number of degrees & certificates awarded, FY 2022



Liberal Arts and Sciences,
General Studies and Humanities



Health Professions and
Related Programs



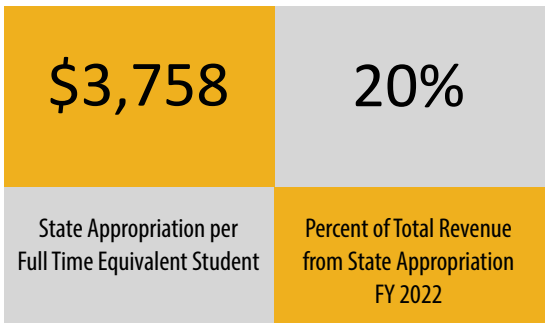
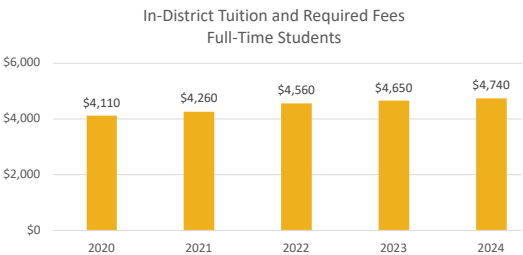
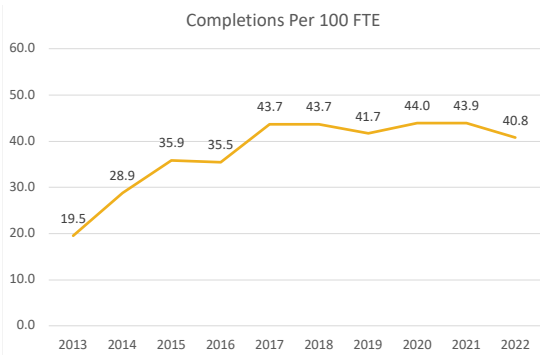
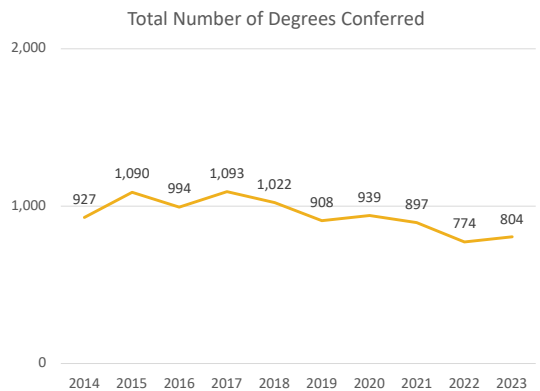
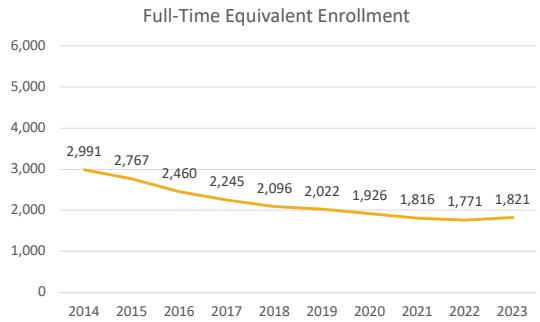
Business, Management,
Marketing, and Related
Support Services



Education

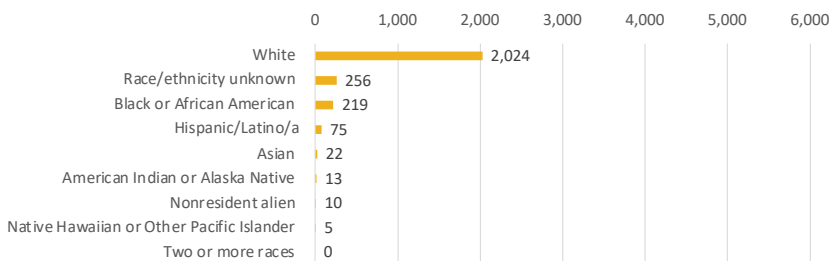


Homeland Security, Law
Enforcement, Firefighting and
Related Protective Services



Based on Fall 2022 full-time equivalent enrollment, 2022-23 degrees and certificates awarded per FTE appropriations data, and FY 2023 appropriations, after expenditure restrictions.

Total Enrollment by Race/Ethnicity
Fall 2022 Headcount



State Technical College of Missouri

History

State Technical College of Missouri, founded in 1961, is Missouri's only two-year public technical college with a statewide mission. Originating as Linn Technical Junior College, the college became a part of the public higher education system in Missouri in 1996 as a result of legislation.

The original educational institution was established with funding from the National Defense Education Act as a public postsecondary residential technical institution.

The institution offers more than 35 technical programs at the associate of applied science degree and certificate levels. In addition, customized and contract training is offered to Missouri businesses and industry.

Faculty: 109 full-time, 18 part-time

Leadership

Dr. Shawn Strong

Location

Linn



TOP 5 Biggest Programs

Number of degrees & certificates awarded, FY 2022

195

Mechanic and Repair
Technology/Technicians

155

Construction Trade

109

Engineering/Engineering-related
Technologies/Technicians

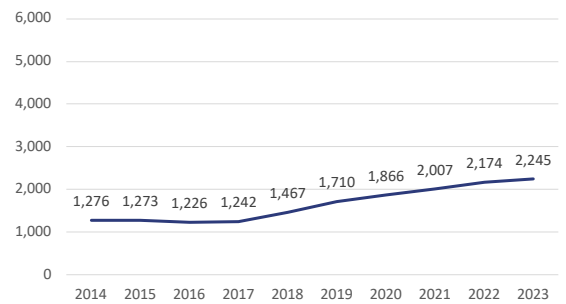
91

Multi/Interdisciplinary Studies

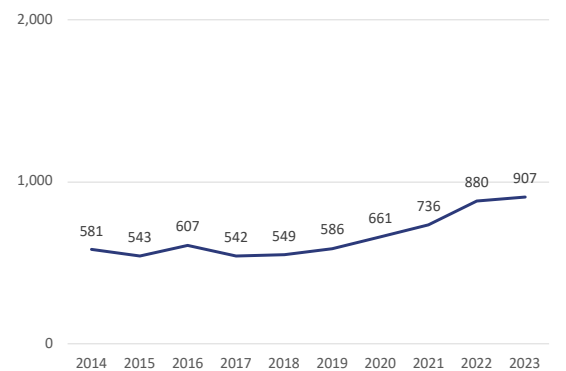
80

Health Professions and
Related Programs

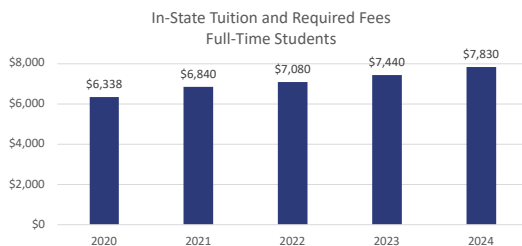
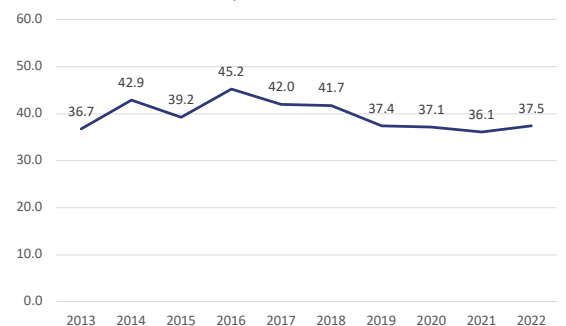
Full-Time Equivalent Enrollment



Total Number of Degrees Conferred



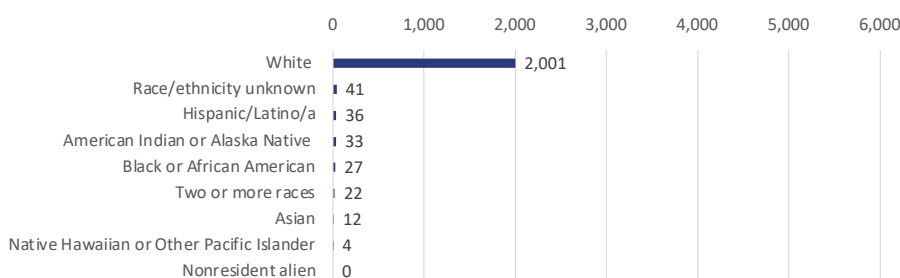
Completions Per 100 FTE



31%

OF UNDERGRADUATE
STUDENTS RECEIVE
PELL GRANTS

Total Enrollment by Race/Ethnicity Fall 2022 Headcount



\$3,893

State Appropriation per
Full Time Equivalent Student

19%

Percent of Total Revenue
from State Appropriation
FY 2022

Based on Fall 2022 full-time equivalent enrollment, 2022-23 degrees and certificates awarded per FTE appropriations data, and FY 2023 appropriations, after expenditure restrictions.



Missouri Department of Higher Education & Workforce Development
P.O. Box 1469, Jefferson City, MO 65102-1469 // 800-473-6757 // 573-751-3940
Fax: 573-751-6635 // dhewd.mo.gov // info@dhewd.mo.gov

The Missouri Department of Higher Education & Workforce Development makes every effort to provide program accessibility to all citizens without regard to disability. If you require this publication in an alternate form, contact the Missouri Department of Higher Education & Workforce Development at 800-473-6757 or 573-751-3940. Hearing/Speech impaired citizens may call 800-735-2966.

© 2023 Missouri Department of Higher Education & Workforce Development