

Tab 6

State Student Aid Status Report

Coordinating Board for Higher Education
June 16, 2021

BACKGROUND

Student financial aid is a substantive policy tool for the Coordinating Board and the state of Missouri in the promotion of student access and success in postsecondary education. As such, greater awareness of and appreciation for the range and scope of the programs administered by the Missouri Department of Higher Education & Workforce Development is crucial. The purpose of this agenda item is to provide the Coordinating Board with background and baseline information about the student financial assistance programs administered by DHEWD.

Dating back to the 1970s, Missouri has a long tradition of providing financial assistance to encourage its citizens to seek postsecondary education. While other agencies are responsible for the administration of special purpose programs, DHEWD is the focal point for most student financial aid issues.

CURRENT STATUS

By the conclusion of the current academic year, DHEWD will have distributed approximately \$133 million in student financial aid to an estimated 63,800 students. The attachments to this item provide detailed information for each of the programs administered by the department, including the number of students served and dollars awarded, by educational institution and sector. Amounts reported in the attachments are incomplete because the fiscal year has not ended and institutions have not completed the process of requesting payments for all students, particularly for the A+ Scholarship. A brief description of the programs along with some background information for the four major programs is provided below:

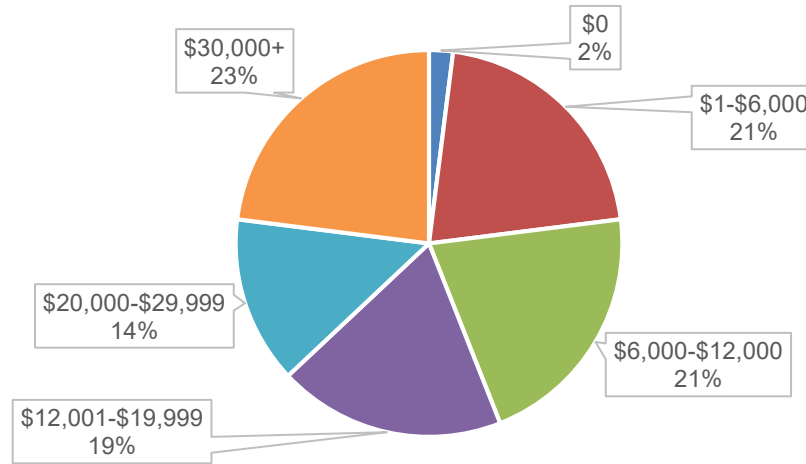
Major Programs

A+ Scholarship provides tuition reimbursement for eligible graduates of designated high schools to attend public community colleges, area career colleges, or private career technical schools that meet the criteria outlined in statute. Eligible graduates must meet high school criteria relating to grade point average, attendance, mentoring/tutoring, and citizenship.

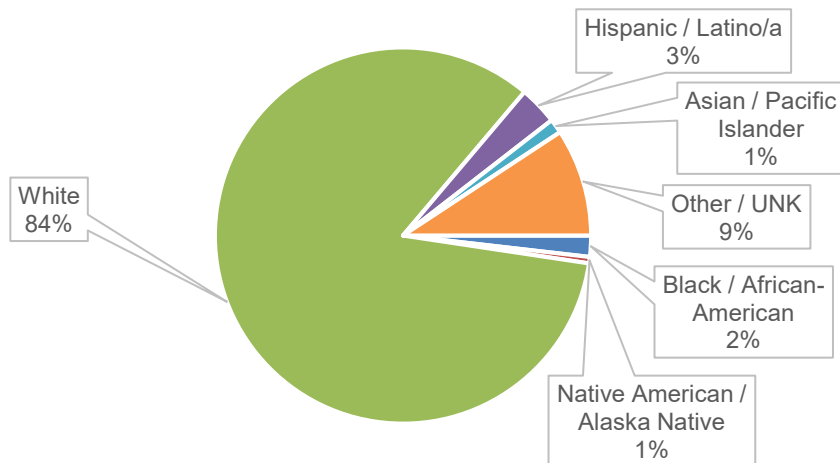
In the current fiscal year, the program is projected to distribute about \$50 million to approximately 13,800 students. As background information, 55 percent of the recipients in FY 2020 were female. Three year graduation rates for recipients range between 42 and 45 percent for the three most recent cohorts of students, which is roughly double the rate for non-A+ students.

The charts below provide additional demographic information about A+ recipients for FY 2020. The chart titled A+ Recipients by EFC, reports that the Expected Family Contribution (EFC) for the largest proportion of recipients (23 percent) is \$30,000 and above. It is important to note that the EFC is not a direct measure of income but does include adjustments for other items including the number of family members currently in postsecondary education, some types of nontaxed income, and certain family assets. Additionally, the fact that A+ is a last dollar program, meaning the award is calculated after federal non-loan aid is applied to the student's tuition and fee bill, results in many low income students receiving a zero award amount because federal aid is sufficient to cover that portion of the students cost of attendance. With regard to race and ethnicity, 84 percent of the recipients reported as white, with the unknown/unreported category (9 percent) being the second largest group. It is likely the last dollar approach also impacts this demographic measure.

A+ Recipients, by EFC - FY 2020



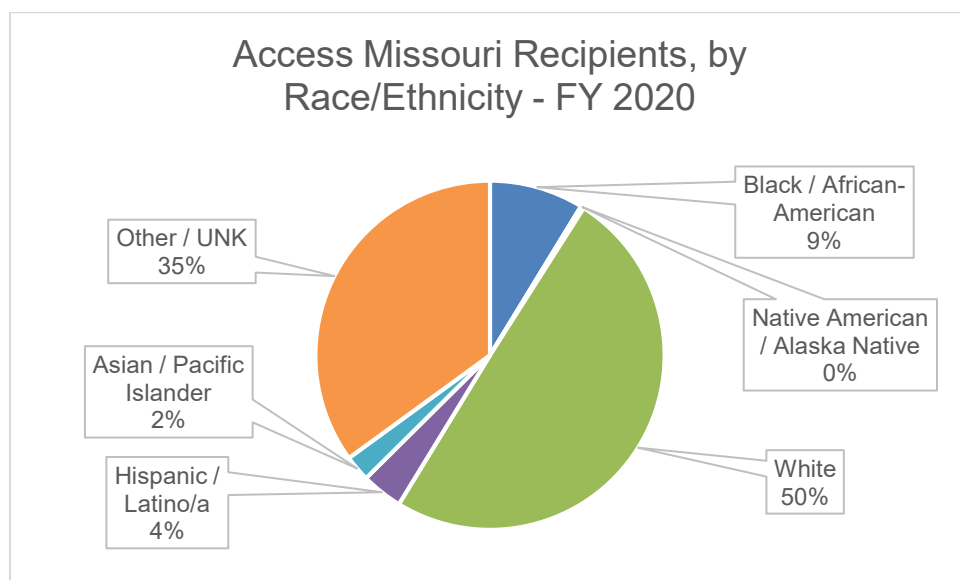
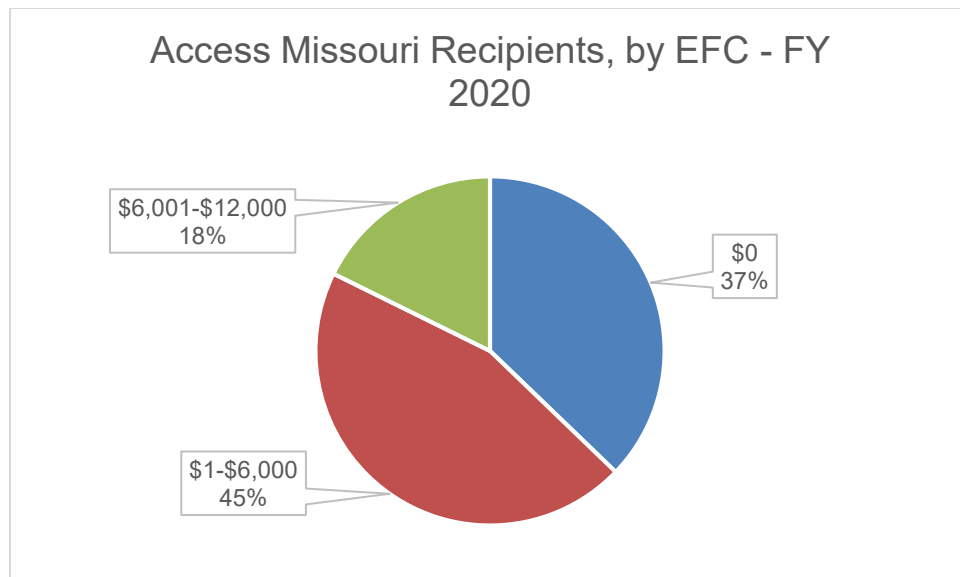
A+ Recipients, by Race/Ethnicity - FY 2020



Access Missouri Financial Assistance Program is a need-based program designed to be simple to understand, provide predictable, portable awards, and increase access to the student's school of choice. Financial eligibility is determined using the Expected Family Contribution as calculated through the Free Application for Federal Student Aid.

For FY 2021, the program is projected to distribute approximately \$61 million to about 41,300 students. With regard to gender, 36 percent of the recipients in FY 2020 were male and 64 percent were female. Six year graduation rates for recipients range between 55 and 59 percent for the three most recent cohorts of students.

The charts below provide additional demographic information about Access Missouri recipients for FY 2020. The Recipients by EFC chart reports the largest proportion of recipients (45 percent) is from the \$1 to \$6,000 EFC grouping. By combining this group with the students with a zero EFC, we can estimate that approximately 82 percent of recipients were Pell eligible, a common proxy for high financial need. With regard to race and ethnicity, 50 percent of the recipients reported as white, with the unknown/unreported category (35 percent) being the second largest group. The size of the unknown category is the result of missing information about students attending independent institutions that do not provide student level data to the department.

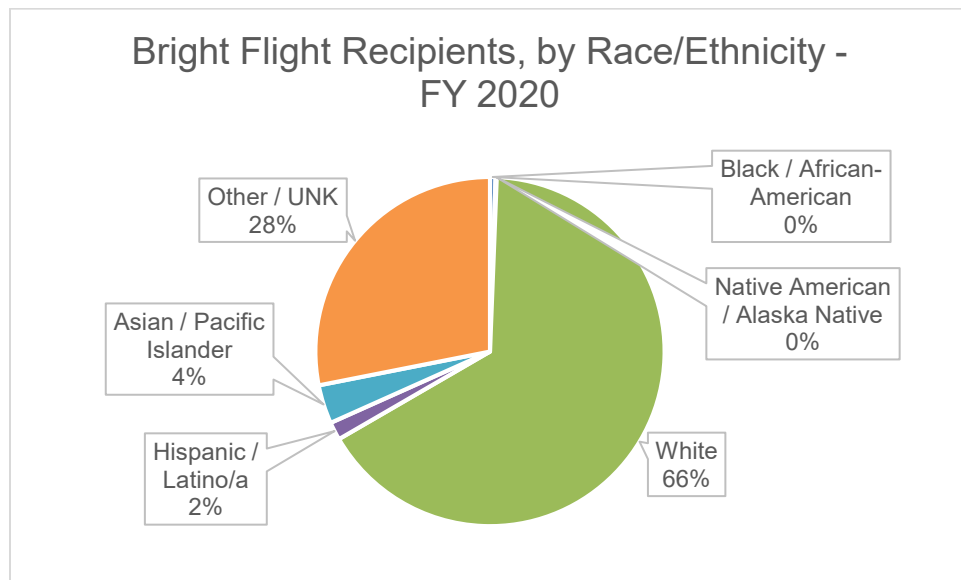
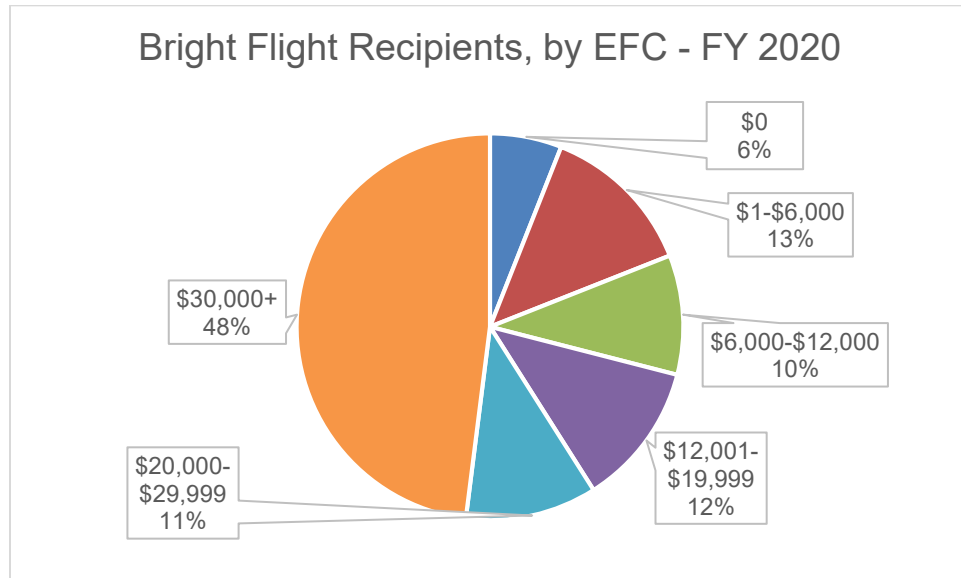


Bright Flight, the statutory title of which is the Missouri Higher Education Academic Scholarship Program, is a merit-based program that encourages top-ranked high school seniors to attend approved Missouri postsecondary schools. At present, students must achieve an ACT score of a 31 or above in order to be in the top three percent and receive an award under the program. Although the statute provides for reduced awards for the top fourth and fifth percentiles, this award level has not been funded.

For FY 2021, the program is projected to distribute approximately than \$19.2 million to about 8,000 students. Gender information is incomplete since this program includes independent institutions, the majority of which do not provide the department with student level data. Of the data available, 41 percent of the recipients in FY 2020 were male, 37 percent were female, and 22 percent were unknown. Six year graduation rates for recipients range between 82 and 86 percent for the three most recent cohorts of students.

The charts below provide additional demographic information about Bright Flight recipients for FY 2020. The chart titled Bright Flight Recipients by EFC reports that the Expected Family Contribution (EFC) for the largest proportion of recipients (48 percent) is \$30,000 and above. It is important to note that EFC data are incomplete

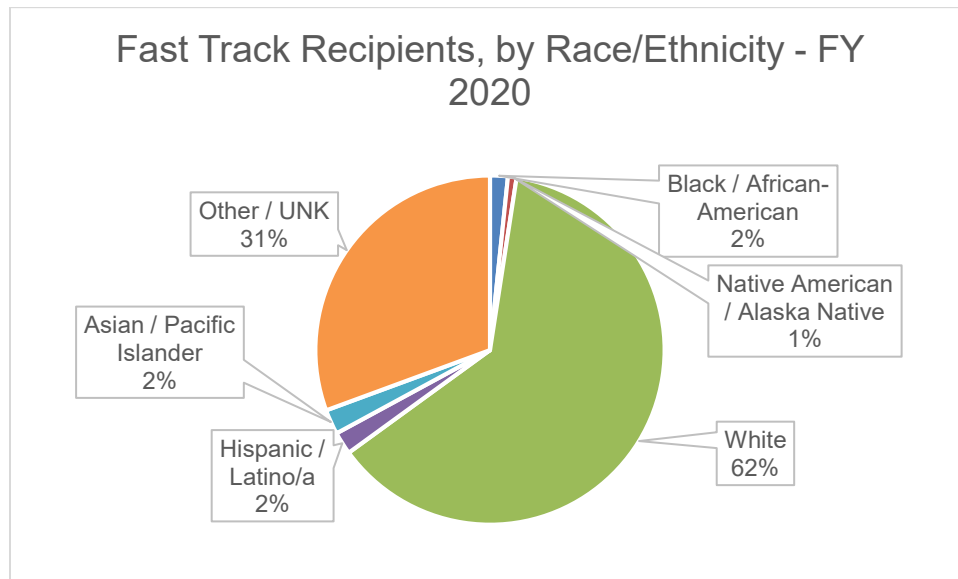
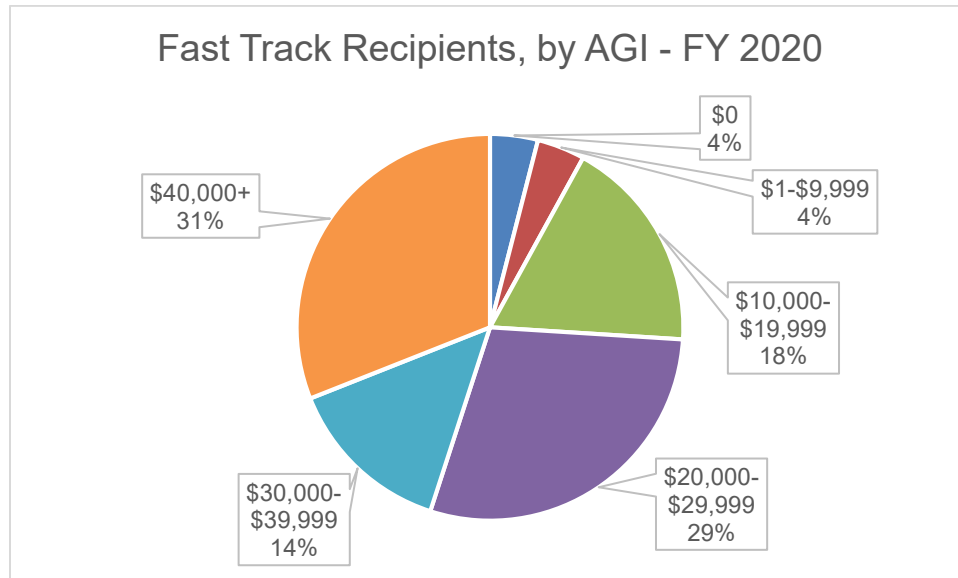
for this program because FAFSA filing is not an eligibility requirement. With regard to race and ethnicity, 66 percent of the recipients reported as white, with the unknown/unreported category (28 percent) being the second largest group. The size of the unknown category is the result of missing information as referenced above.



Fast Track Workforce Incentive Grant was a new financial aid program for adults beginning with the 2019-20 academic year. The grant addresses workforce needs by helping adults pursue a certificate, degree, or industry-recognized credential in an area designated as high need. Grant recipients must maintain Missouri residency and work in Missouri for three years after graduation to prevent the grant from becoming a loan that must be repaid with interest.

For FY 2021, the program is projected to distribute approximately \$1.2 million to about 300 students. With regard to gender, 69 percent of the recipients in FY 2020 were female and 31 percent were male. Because the program is quite new, we do not have sufficient data to calculate a graduation rate. The most popular workforce program areas have consistently been Allied Health (typically about 50 percent) followed by Business/Accounting, Information Technology, and Teacher Education.

The charts below provide additional demographic information about Fast Track recipients for FY 2020. The Recipients by AGI chart reports the largest proportion of recipients (31 percent) is in the \$40,000 and above range. Adjusted Grose Income is used for this program because eligibility includes an AGI requirement of less than \$80,000. With regard to race and ethnicity, 62 percent of the recipients reported as white, with the unknown/unreported category (31 percent) being the second largest group.



Survivor and Other Benefit Programs

Advanced Placement Incentive Grant is a nonrenewable grant designed to encourage high school students to take and score well on Advanced Placement tests in mathematics and science. Students must receive an Access Missouri or A+ award to be eligible for this grant. Students who are eligible for either the Access Missouri or A+ program but have a calculated award amount of zero as a result of other financial aid are also eligible for this grant. For FY 2021, it is estimated 15 students will receive a payment totaling \$7,500.

Kids' Chance Scholarship is available to children of workers who were seriously injured or died in a work-related accident covered and compensated by workers' compensation. DHEWD partners with Kids' Chance, Inc. of Missouri, an organization that offers a similar, private scholarship, to identify eligible students. For FY 2021, two students will receive an award totaling \$8,000.

Minority and Underrepresented Environmental Literacy Scholarship is designed to assist academically talented minority and underrepresented individuals pursuing a bachelor or master degree in an environmental course of study. For FY 2021, eight students will receive an award totaling \$27,976.

Public Service Officer or Employee's Child Survivor Grant provides tuition assistance to certain public employees and their families if the employee is killed or permanently and totally disabled in the line of duty. For FY 2021, 20 students will receive an award totaling \$130,657.

Wartime Veteran's Survivors Grant provides up to 25 grants annually to children and spouses of Veterans whose deaths or injuries were a result of combat action or were attributed to an illness that was contracted while serving in combat action, or who became 80 percent disabled as a result of injuries or accidents sustained in combat action since September 11, 2001. For FY 2021, 25 students will receive an award totaling approximately \$296,000.

CONCLUSION

Through DHEWD, the Coordinating Board for Higher Education was responsible for the administration of nine state-funded student financial aid programs in FY 2021. These programs provide a valuable and substantial resource for Missouri citizens as they further their education beyond high school. It is clear these programs, as well as others that may follow, will continue to be important to the fulfillment of the Coordinating Board's strategic goals.

RECOMMENDATION

This is an information item only.

ATTACHMENTS

- A. 2020-2021 A+, Access, Bright Flight, and Fast Track Payment Table
- B. 2020-2021 Survivor Programs Payment Table
- C. 2020-2021 AP Incentive and Minority and Underrepresented Environmental Literacy Payment Table

Missouri Department of Higher Education and Workforce Development
Student Financial Assistance Program(s)
Payment Table 2020 - 2021
As of June 10, 2021

| | A+ Scholarship Program | | Access Missouri Financial Assistance Program | | Bright Flight Scholarship Program | | Fast Track Workforce Incentive Grant | | Total | |
|---|------------------------|---------------|--|------------------------|-----------------------------------|-----------------------|--------------------------------------|--------------------|-----------------------|------------------------|
| | Students | Dollars | Students | Dollars | Students | Dollars | Students | Dollars | Students ¹ | Dollars |
| 1862 Land-Grant Universities | | | | | | | | | | |
| Missouri University of Science and Technology | 0 | \$0.00 | 1,246 | \$2,088,011.00 | 1,327 | \$2,862,900.00 | 0 | \$0.00 | 2,280 | \$4,950,911.00 |
| University of Missouri - Columbia | 0 | \$0.00 | 4,444 | \$7,692,120.50 | 2,405 | \$5,441,151.00 | 5 | \$53,571.17 | 6,352 | \$13,186,842.67 |
| University of Missouri - Kansas City | 0 | \$0.00 | 1,587 | \$2,675,000.00 | 436 | \$994,800.00 | 0 | \$0.00 | 1,967 | \$3,669,800.00 |
| University of Missouri - Saint Louis | 0 | \$0.00 | 1,734 | \$2,795,486.00 | 130 | \$268,200.00 | 6 | \$33,383.95 | 1,834 | \$3,097,069.95 |
| Sector Subtotal: | 0 | \$0.00 | 9,011 | \$15,250,617.50 | 4,298 | \$9,567,051.00 | 11 | \$86,955.12 | 12,433 | \$24,904,623.62 |
| 1890 Land-Grant University | | | | | | | | | | |
| Lincoln University | 0 | \$0.00 | 348 | \$553,250.00 | 2 | \$1,800.00 | 1 | \$3,455.86 | 351 | \$558,505.86 |
| Sector Subtotal: | 0 | \$0.00 | 348 | \$553,250.00 | 2 | \$1,800.00 | 1 | \$3,455.86 | 351 | \$558,505.86 |
| Comprehensive Universities | | | | | | | | | | |
| Missouri State University | 0 | \$0.00 | 4,310 | \$6,947,293.00 | 555 | \$1,235,700.00 | 16 | \$69,846.31 | 4,707 | \$8,252,839.31 |
| Missouri State University - West Plains | 223 | \$724,699.71 | 224 | \$144,985.00 | 2 | \$4,800.00 | 4 | \$8,756.00 | 433 | \$883,240.71 |
| Northwest Missouri State University | 0 | \$0.00 | 1,324 | \$2,282,294.00 | 77 | \$169,800.00 | 1 | \$576.08 | 1,371 | \$2,452,670.08 |
| Southeast Missouri State University | 0 | \$0.00 | 2,021 | \$3,329,795.00 | 160 | \$357,600.00 | 21 | \$55,780.25 | 2,148 | \$3,743,175.25 |

Missouri Department of Higher Education and Workforce Development
Student Financial Assistance Program(s)
Payment Table 2020 - 2021
As of June 10, 2021

| | A+ Scholarship Program | | Access Missouri Financial Assistance Program | | Bright Flight Scholarship Program | | Fast Track Workforce Incentive Grant | | Total | |
|--|------------------------|---------------------|--|------------------------|-----------------------------------|-----------------------|--------------------------------------|---------------------|-----------------------|------------------------|
| | Students | Dollars | Students | Dollars | Students | Dollars | Students | Dollars | Students ¹ | Dollars |
| University of Central Missouri | 0 | \$0.00 | 1,731 | \$2,843,645.50 | 111 | \$225,559.00 | 3 | \$4,579.91 | 1,809 | \$3,073,784.41 |
| Sector Subtotal: | 223 | \$724,699.71 | 9,610 | \$15,548,012.50 | 905 | \$1,993,459.00 | 45 | \$139,538.55 | 10,468 | \$18,405,709.76 |
| Independent Institution for Art & Music | | | | | | | | | | |
| Kansas City Art Institute | 0 | \$0.00 | 148 | \$255,250.00 | 20 | \$45,600.00 | 0 | \$0.00 | 157 | \$300,850.00 |
| Sector Subtotal: | 0 | \$0.00 | 148 | \$255,250.00 | 20 | \$45,600.00 | 0 | \$0.00 | 157 | \$300,850.00 |
| Independent Two-Year Colleges | | | | | | | | | | |
| Cottey College | 0 | \$0.00 | 26 | \$44,215.00 | 0 | \$0.00 | 0 | \$0.00 | 26 | \$44,215.00 |
| Wentworth Military Academy and College | 0 | \$0.00 | 0 | \$0.00 | 0 | \$0.00 | 0 | \$0.00 | 0 | \$0.00 |
| Sector Subtotal: | 0 | \$0.00 | 26 | \$44,215.00 | 0 | \$0.00 | 0 | \$0.00 | 26 | \$44,215.00 |
| Independent Universities | | | | | | | | | | |
| Saint Louis University | 0 | \$0.00 | 760 | \$1,336,684.00 | 480 | \$1,130,100.00 | 0 | \$0.00 | 1,139 | \$2,466,784.00 |

Missouri Department of Higher Education and Workforce Development
Student Financial Assistance Program(s)
Payment Table 2020 - 2021
As of June 10, 2021

| | A+ Scholarship Program | | Access Missouri Financial Assistance Program | | Bright Flight Scholarship Program | | Fast Track Workforce Incentive Grant | | Total | |
|---|------------------------|---------------|--|-----------------------|-----------------------------------|-----------------------|--------------------------------------|---------------|-----------------------|-----------------------|
| | Students | Dollars | Students | Dollars | Students | Dollars | Students | Dollars | Students ¹ | Dollars |
| Washington University in St. Louis | 0 | \$0.00 | 234 | \$442,250.00 | 483 | \$1,109,400.00 | 0 | \$0.00 | 585 | \$1,551,650.00 |
| Sector Subtotal: | 0 | \$0.00 | 994 | \$1,778,934.00 | 963 | \$2,239,500.00 | 0 | \$0.00 | 1,724 | \$4,018,434.00 |
| Other Independent Four-Year Institutions | | | | | | | | | | |
| Avila University | 0 | \$0.00 | 196 | \$328,250.00 | 1 | \$2,170.00 | 0 | \$0.00 | 197 | \$330,420.00 |
| Central Methodist University | 0 | \$0.00 | 818 | \$1,279,250.00 | 33 | \$74,400.00 | 2 | \$3,827.00 | 840 | \$1,357,477.00 |
| College of the Ozarks | 0 | \$0.00 | 613 | \$971,000.00 | 34 | \$74,100.00 | 0 | \$0.00 | 633 | \$1,045,100.00 |
| Columbia College | 0 | \$0.00 | 641 | \$984,847.09 | 19 | \$43,200.00 | 11 | \$25,701.18 | 663 | \$1,053,748.27 |
| Culver-Stockton College | 0 | \$0.00 | 194 | \$328,950.00 | 7 | \$15,450.00 | 0 | \$0.00 | 197 | \$344,400.00 |
| Drury University | 0 | \$0.00 | 674 | \$1,118,250.00 | 108 | \$242,700.00 | 2 | \$4,938.00 | 755 | \$1,365,888.00 |
| Evangel University | 0 | \$0.00 | 308 | \$514,500.00 | 5 | \$12,000.00 | 0 | \$0.00 | 309 | \$526,500.00 |
| Fontbonne University | 0 | \$0.00 | 283 | \$496,000.00 | 9 | \$19,200.00 | 0 | \$0.00 | 288 | \$515,200.00 |
| Hannibal-LaGrange University | 0 | \$0.00 | 139 | \$223,500.00 | 1 | \$2,400.00 | 0 | \$0.00 | 140 | \$225,900.00 |
| Lindenwood University | 0 | \$0.00 | 838 | \$1,402,500.00 | 49 | \$111,600.00 | 3 | \$6,947.00 | 877 | \$1,521,047.00 |

Missouri Department of Higher Education and Workforce Development
 Student Financial Assistance Program(s)
 Payment Table 2020 - 2021
 As of June 10, 2021

| | A+ Scholarship Program | | Access Missouri Financial Assistance Program | | Bright Flight Scholarship Program | | Fast Track Workforce Incentive Grant | | Total | |
|--|------------------------|---------------|--|------------------------|-----------------------------------|-----------------------|--------------------------------------|--------------------|-----------------------|------------------------|
| | Students | Dollars | Students | Dollars | Students | Dollars | Students | Dollars | Students ¹ | Dollars |
| Maryville University of Saint Louis | 0 | \$0.00 | 595 | \$955,500.00 | 70 | \$160,500.00 | 0 | \$0.00 | 649 | \$1,116,000.00 |
| Missouri Baptist University | 0 | \$0.00 | 343 | \$566,250.00 | 27 | \$58,800.00 | 0 | \$0.00 | 361 | \$625,050.00 |
| Missouri Valley College | 0 | \$0.00 | 188 | \$320,000.00 | 2 | \$3,300.00 | 0 | \$0.00 | 189 | \$323,300.00 |
| Park University | 0 | \$0.00 | 526 | \$846,500.00 | 26 | \$60,000.00 | 0 | \$0.00 | 544 | \$906,500.00 |
| Rockhurst University | 0 | \$0.00 | 384 | \$654,000.00 | 70 | \$163,500.00 | 2 | \$13,533.00 | 445 | \$831,033.00 |
| Southwest Baptist University | 0 | \$0.00 | 585 | \$985,250.00 | 54 | \$125,100.00 | 0 | \$0.00 | 614 | \$1,110,350.00 |
| Stephens College | 0 | \$0.00 | 129 | \$216,687.00 | 6 | \$12,900.00 | 0 | \$0.00 | 130 | \$229,587.00 |
| Webster University | 0 | \$0.00 | 512 | \$874,250.00 | 107 | \$246,900.00 | 0 | \$0.00 | 593 | \$1,121,150.00 |
| Westminster College | 0 | \$0.00 | 234 | \$407,750.00 | 24 | \$56,100.00 | 0 | \$0.00 | 247 | \$463,850.00 |
| William Jewell College | 0 | \$0.00 | 125 | \$229,250.00 | 49 | \$112,500.00 | 0 | \$0.00 | 160 | \$341,750.00 |
| William Woods University | 0 | \$0.00 | 130 | \$220,250.00 | 17 | \$40,800.00 | 0 | \$0.00 | 139 | \$261,050.00 |
| Sector Subtotal: | 0 | \$0.00 | 8,455 | \$13,922,734.09 | 718 | \$1,637,620.00 | 20 | \$54,946.18 | 8,970 | \$15,615,300.27 |
| Professional/Technical Institutions | | | | | | | | | | |
| Arcadia Valley Career Technology Center | 0 | \$0.00 | 0 | \$0.00 | 0 | \$0.00 | 0 | \$0.00 | 0 | \$0.00 |
| Bolivar Technical College | 0 | \$0.00 | 50 | \$58,500.00 | 0 | \$0.00 | 43 | \$199,389.00 | 73 | \$257,889.00 |

Missouri Department of Higher Education and Workforce Development
Student Financial Assistance Program(s)
Payment Table 2020 - 2021
As of June 10, 2021

| | A+ Scholarship Program | | Access Missouri Financial Assistance Program | | Bright Flight Scholarship Program | | Fast Track Workforce Incentive Grant | | Total | |
|--|------------------------|-------------|--|--------------|-----------------------------------|---------|--------------------------------------|-------------|-----------------------|--------------|
| | Students | Dollars | Students | Dollars | Students | Dollars | Students | Dollars | Students ¹ | Dollars |
| Boonslick Technical Education Center | 0 | \$0.00 | 0 | \$0.00 | 0 | \$0.00 | 0 | \$0.00 | 0 | \$0.00 |
| Brookfield Area Career Center | 0 | \$0.00 | 0 | \$0.00 | 0 | \$0.00 | 0 | \$0.00 | 0 | \$0.00 |
| Cape Girardeau Career & Tech Center | 27 | \$80,742.00 | 23 | \$18,850.00 | 0 | \$0.00 | 1 | \$2,299.00 | 46 | \$101,891.00 |
| Career & Technology Center at Fort Osage | 0 | \$0.00 | 0 | \$0.00 | 0 | \$0.00 | 0 | \$0.00 | 0 | \$0.00 |
| Carrollton Area Career Center | 0 | \$0.00 | 0 | \$0.00 | 0 | \$0.00 | 0 | \$0.00 | 0 | \$0.00 |
| Carthage Technical Center | 6 | \$22,462.50 | 25 | \$11,070.00 | 0 | \$0.00 | 2 | \$2,345.40 | 29 | \$35,877.90 |
| Cass Career Center | 1 | \$13,145.00 | 23 | \$17,435.00 | 0 | \$0.00 | 13 | \$49,980.04 | 27 | \$80,560.04 |
| Cleveland Chiropractic College | 0 | \$0.00 | 0 | \$0.00 | 0 | \$0.00 | 0 | \$0.00 | 0 | \$0.00 |
| Clinton Technical School | 2 | \$7,170.00 | 10 | \$4,550.00 | 0 | \$0.00 | 0 | \$0.00 | 12 | \$11,720.00 |
| Columbia Area Career Center | 0 | \$0.00 | 0 | \$0.00 | 0 | \$0.00 | 0 | \$0.00 | 0 | \$0.00 |
| Cox College | 0 | \$0.00 | 123 | \$181,750.00 | 0 | \$0.00 | 1 | \$2,345.00 | 124 | \$184,095.00 |
| Current River Career Center | 0 | \$0.00 | 0 | \$0.00 | 0 | \$0.00 | 0 | \$0.00 | 0 | \$0.00 |
| Dallas County Career Center | 0 | \$0.00 | 0 | \$0.00 | 0 | \$0.00 | 0 | \$0.00 | 0 | \$0.00 |
| Davis H. Hart Career Center | 0 | \$0.00 | 0 | \$0.00 | 0 | \$0.00 | 0 | \$0.00 | 0 | \$0.00 |
| Eldon Career Center | 0 | \$0.00 | 0 | \$0.00 | 0 | \$0.00 | 0 | \$0.00 | 0 | \$0.00 |
| Excelsior Springs Career Center | 0 | \$0.00 | 0 | \$0.00 | 0 | \$0.00 | 0 | \$0.00 | 0 | \$0.00 |

Missouri Department of Higher Education and Workforce Development
 Student Financial Assistance Program(s)
 Payment Table 2020 - 2021
 As of June 10, 2021

| | A+ Scholarship Program | | Access Missouri Financial Assistance Program | | Bright Flight Scholarship Program | | Fast Track Workforce Incentive Grant | | Total | |
|---|------------------------|-------------|--|--------------|-----------------------------------|------------|--------------------------------------|-------------|-----------------------|--------------|
| | Students | Dollars | Students | Dollars | Students | Dollars | Students | Dollars | Students ¹ | Dollars |
| Four Rivers Career Center | 1 | \$4,152.00 | 5 | \$4,095.00 | 0 | \$0.00 | 1 | \$9,850.00 | 7 | \$18,097.00 |
| Franklin Technology Center | 3 | \$9,813.00 | 22 | \$17,135.00 | 0 | \$0.00 | 0 | \$0.00 | 25 | \$26,948.00 |
| Gibson Technical Center | 0 | \$0.00 | 0 | \$0.00 | 0 | \$0.00 | 0 | \$0.00 | 0 | \$0.00 |
| Goldfarb School of Nursing at Barnes Jewish College | 0 | \$0.00 | 89 | \$140,750.00 | 1 | \$1,500.00 | 0 | \$0.00 | 90 | \$142,250.00 |
| Grand River Technical School | 19 | \$57,178.10 | 11 | \$8,837.50 | 0 | \$0.00 | 0 | \$0.00 | 28 | \$66,015.60 |
| Hannibal Career and Technical Center | 0 | \$0.00 | 0 | \$0.00 | 0 | \$0.00 | 0 | \$0.00 | 0 | \$0.00 |
| Herndon Career Center | 0 | \$0.00 | 0 | \$0.00 | 0 | \$0.00 | 0 | \$0.00 | 0 | \$0.00 |
| Hillyard Technical Center | 0 | \$0.00 | 0 | \$0.00 | 0 | \$0.00 | 0 | \$0.00 | 0 | \$0.00 |
| Kennett Career & Technology Center | 0 | \$0.00 | 0 | \$0.00 | 0 | \$0.00 | 0 | \$0.00 | 0 | \$0.00 |
| Kirksville Area Technical Center | 4 | \$20,012.00 | 11 | \$8,355.00 | 0 | \$0.00 | 1 | \$7,930.00 | 14 | \$36,297.00 |
| Lake Career & Technical Center | 1 | \$4,425.00 | 0 | \$0.00 | 0 | \$0.00 | 0 | \$0.00 | 1 | \$4,425.00 |
| Lamar Area Voc. Tech School | 0 | \$0.00 | 0 | \$0.00 | 0 | \$0.00 | 0 | \$0.00 | 0 | \$0.00 |
| Lebanon Technology & Career Center | 0 | \$0.00 | 0 | \$0.00 | 0 | \$0.00 | 0 | \$0.00 | 0 | \$0.00 |
| Lewis & Clark Career Center | 0 | \$0.00 | 0 | \$0.00 | 0 | \$0.00 | 0 | \$0.00 | 0 | \$0.00 |
| Lex La-Ray Technical Center | 7 | \$58,115.00 | 12 | \$9,090.00 | 0 | \$0.00 | 3 | \$24,719.08 | 20 | \$91,924.08 |
| Logan University | 0 | \$0.00 | 15 | \$22,250.00 | 0 | \$0.00 | 0 | \$0.00 | 15 | \$22,250.00 |

Missouri Department of Higher Education and Workforce Development
 Student Financial Assistance Program(s)
 Payment Table 2020 - 2021
 As of June 10, 2021

| | A+ Scholarship Program | | Access Missouri Financial Assistance Program | | Bright Flight Scholarship Program | | Fast Track Workforce Incentive Grant | | Total | |
|--|------------------------|--------------|--|--------------|-----------------------------------|------------|--------------------------------------|-------------|-----------------------|--------------|
| | Students | Dollars | Students | Dollars | Students | Dollars | Students | Dollars | Students ¹ | Dollars |
| Macon Area Vocational School | 0 | \$0.00 | 0 | \$0.00 | 0 | \$0.00 | 0 | \$0.00 | 0 | \$0.00 |
| Moberly Area Technical Center | 0 | \$0.00 | 0 | \$0.00 | 0 | \$0.00 | 0 | \$0.00 | 0 | \$0.00 |
| Nevada Regional Technical Center | 0 | \$0.00 | 0 | \$0.00 | 0 | \$0.00 | 0 | \$0.00 | 0 | \$0.00 |
| New Madrid R-I Tech Skills Center | 0 | \$0.00 | 0 | \$0.00 | 0 | \$0.00 | 0 | \$0.00 | 0 | \$0.00 |
| Nichols Career Center | 0 | \$0.00 | 0 | \$0.00 | 0 | \$0.00 | 0 | \$0.00 | 0 | \$0.00 |
| North Central Career Center | 0 | \$0.00 | 0 | \$0.00 | 0 | \$0.00 | 0 | \$0.00 | 0 | \$0.00 |
| North Technical | 0 | \$0.00 | 0 | \$0.00 | 0 | \$0.00 | 0 | \$0.00 | 0 | \$0.00 |
| Northland Career Center | 0 | \$0.00 | 0 | \$0.00 | 0 | \$0.00 | 0 | \$0.00 | 0 | \$0.00 |
| Northwest Technical School | 0 | \$0.00 | 0 | \$0.00 | 0 | \$0.00 | 0 | \$0.00 | 0 | \$0.00 |
| Ozark Mountain Technical Center | 0 | \$0.00 | 0 | \$0.00 | 0 | \$0.00 | 0 | \$0.00 | 0 | \$0.00 |
| Pemiscot County Vocational School of Practical Nursing | 0 | \$0.00 | 0 | \$0.00 | 0 | \$0.00 | 0 | \$0.00 | 0 | \$0.00 |
| Perryville Area Car & Tech Center | 0 | \$0.00 | 0 | \$0.00 | 0 | \$0.00 | 0 | \$0.00 | 0 | \$0.00 |
| Pike-Lincoln Technical Center | 7 | \$37,537.80 | 5 | \$3,335.00 | 0 | \$0.00 | 2 | \$19,840.00 | 14 | \$60,712.80 |
| Poplar Bluff Technical Career Center | 2 | \$6,473.00 | 7 | \$5,460.00 | 0 | \$0.00 | 0 | \$0.00 | 9 | \$11,933.00 |
| Ranken Technical College | 118 | \$365,548.50 | 215 | \$309,833.00 | 1 | \$2,400.00 | 0 | \$0.00 | 329 | \$677,781.50 |
| Research College of Nursing | 0 | \$0.00 | 0 | \$0.00 | 0 | \$0.00 | 0 | \$0.00 | 0 | \$0.00 |

Missouri Department of Higher Education and Workforce Development
Student Financial Assistance Program(s)
Payment Table 2020 - 2021
As of June 10, 2021

| | A+ Scholarship Program | | Access Missouri Financial Assistance Program | | Bright Flight Scholarship Program | | Fast Track Workforce Incentive Grant | | Total | |
|--|------------------------|---------------------|--|-----------------------|-----------------------------------|--------------------|--------------------------------------|---------------------|-----------------------|-----------------------|
| | Students | Dollars | Students | Dollars | Students | Dollars | Students | Dollars | Students ¹ | Dollars |
| Rolla Technical Institute/Center | 24 | \$102,189.10 | 27 | \$23,100.00 | 0 | \$0.00 | 0 | \$0.00 | 51 | \$125,289.10 |
| Saint Luke's College of Health Sciences | 0 | \$0.00 | 0 | \$0.00 | 0 | \$0.00 | 0 | \$0.00 | 0 | \$0.00 |
| Saline County Career Center | 2 | \$15,920.00 | 16 | \$11,820.00 | 0 | \$0.00 | 0 | \$0.00 | 18 | \$27,740.00 |
| Sikeston Career & Technology Center | 0 | \$0.00 | 0 | \$0.00 | 0 | \$0.00 | 0 | \$0.00 | 0 | \$0.00 |
| South Central Career Center | 23 | \$78,605.22 | 24 | \$11,265.00 | 0 | \$0.00 | 4 | \$9,357.50 | 51 | \$99,227.72 |
| South Technical | 0 | \$0.00 | 0 | \$0.00 | 0 | \$0.00 | 0 | \$0.00 | 0 | \$0.00 |
| Southeast Missouri Hospital College of Nursing and Health Sciences | 0 | \$0.00 | 41 | \$56,750.00 | 0 | \$0.00 | 32 | \$261,476.00 | 59 | \$318,226.00 |
| Southwest Area Career Center | 0 | \$0.00 | 0 | \$0.00 | 0 | \$0.00 | 0 | \$0.00 | 0 | \$0.00 |
| Texas County Technical College | 0 | \$0.00 | 0 | \$0.00 | 0 | \$0.00 | 0 | \$0.00 | 0 | \$0.00 |
| Unitec Career Center | 1 | \$3,000.00 | 0 | \$0.00 | 0 | \$0.00 | 0 | \$0.00 | 1 | \$3,000.00 |
| University of Health Sciences and Pharmacy in St. Louis | 0 | \$0.00 | 63 | \$110,250.00 | 23 | \$52,200.00 | 0 | \$0.00 | 74 | \$162,450.00 |
| Warrensburg Area Career Center | 7 | \$45,916.00 | 6 | \$2,730.00 | 0 | \$0.00 | 0 | \$0.00 | 13 | \$48,646.00 |
| Waynesville Career Center | 3 | \$13,127.00 | 5 | \$2,735.46 | 0 | \$0.00 | 0 | \$0.00 | 8 | \$15,862.46 |
| Sector Subtotal: | 258 | \$945,531.22 | 828 | \$1,039,945.96 | 25 | \$56,100.00 | 103 | \$589,531.02 | 1,138 | \$2,631,108.20 |

Missouri Department of Higher Education and Workforce Development
Student Financial Assistance Program(s)
Payment Table 2020 - 2021
As of June 10, 2021

| | A+ Scholarship Program | | Access Missouri Financial Assistance Program | | Bright Flight Scholarship Program | | Fast Track Workforce Incentive Grant | | Total | |
|---|------------------------|----------------|--|-----------------------|-----------------------------------|---------------------|--------------------------------------|--------------------|-----------------------|-----------------------|
| | Students | Dollars | Students | Dollars | Students | Dollars | Students | Dollars | Students ¹ | Dollars |
| Public Four-Year Universities | | | | | | | | | | |
| Harris-Stowe State University | 0 | \$0.00 | 277 | \$408,500.00 | 0 | \$0.00 | 1 | \$3,067.00 | 278 | \$411,567.00 |
| Missouri Southern State University | 0 | \$0.00 | 1,212 | \$2,004,000.00 | 51 | \$111,000.00 | 6 | \$22,898.27 | 1,251 | \$2,137,898.27 |
| Missouri Western State University | 0 | \$0.00 | 1,081 | \$1,750,250.00 | 39 | \$86,700.00 | 0 | \$0.00 | 1,110 | \$1,836,950.00 |
| Sector Subtotal: | 0 | \$0.00 | 2,570 | \$4,162,750.00 | 90 | \$197,700.00 | 7 | \$25,965.27 | 2,639 | \$4,386,415.27 |
| Public Two-Year Colleges | | | | | | | | | | |
| Crowder College | 717 | \$2,394,319.00 | 320 | \$223,041.00 | 2 | \$3,300.00 | 6 | \$20,654.00 | 1,027 | \$2,641,314.00 |
| East Central College | 549 | \$970,316.84 | 300 | \$182,133.00 | 7 | \$14,400.00 | 9 | \$13,524.50 | 840 | \$1,180,374.34 |
| Jefferson College | 623 | \$1,233,913.30 | 382 | \$220,950.00 | 8 | \$14,700.00 | 0 | \$0.00 | 987 | \$1,469,563.30 |
| Metropolitan Community College | 2,384 | \$6,563,785.50 | 1,246 | \$783,420.00 | 36 | \$58,800.00 | 5 | \$19,700.00 | 3,573 | \$7,425,705.50 |
| Metropolitan Community Colleges - Longview | 0 | \$0.00 | 0 | \$0.00 | 0 | \$0.00 | 0 | \$0.00 | 0 | \$0.00 |
| Metropolitan Community Colleges - Maple Woods | 0 | \$0.00 | 0 | \$0.00 | 0 | \$0.00 | 0 | \$0.00 | 0 | \$0.00 |
| Mineral Area College | 404 | \$1,233,107.00 | 380 | \$256,862.00 | 5 | \$6,000.00 | 0 | \$0.00 | 760 | \$1,495,969.00 |
| Moberly Area Community College | 1,207 | \$2,560,917.90 | 490 | \$315,177.00 | 7 | \$15,300.00 | 5 | \$11,307.00 | 1,601 | \$2,902,701.90 |
| North Central Missouri College | 391 | \$1,389,470.00 | 239 | \$150,081.00 | 2 | \$4,800.00 | 6 | \$11,365.00 | 589 | \$1,555,716.00 |

Missouri Department of Higher Education and Workforce Development
Student Financial Assistance Program(s)
Payment Table 2020 - 2021
As of June 10, 2021

| | A+ Scholarship Program | | Access Missouri Financial Assistance Program | | Bright Flight Scholarship Program | | Fast Track Workforce Incentive Grant | | Total | |
|---|------------------------|------------------------|--|-----------------------|-----------------------------------|---------------------|--------------------------------------|---------------------|-----------------------|------------------------|
| | Students | Dollars | Students | Dollars | Students | Dollars | Students | Dollars | Students ¹ | Dollars |
| Ozarks Technical Community College | 2,776 | \$9,622,048.85 | 1,679 | \$1,099,280.00 | 25 | \$46,200.00 | 50 | \$163,588.00 | 4,402 | \$10,931,116.85 |
| St. Charles Community College | 1,451 | \$4,062,833.23 | 586 | \$364,007.00 | 30 | \$56,400.00 | 2 | \$5,027.00 | 1,989 | \$4,488,267.23 |
| St. Louis Community College | 1,220 | \$3,106,232.35 | 1,041 | \$630,105.00 | 20 | \$35,400.00 | 3 | \$3,611.50 | 2,229 | \$3,775,348.85 |
| St. Louis Community College - Forest Park | 0 | \$0.00 | 0 | \$0.00 | 0 | \$0.00 | 0 | \$0.00 | 0 | \$0.00 |
| St. Louis Community College - Meramec | 0 | \$0.00 | 0 | \$0.00 | 1 | \$1,500.00 | 0 | \$0.00 | 1 | \$1,500.00 |
| St. Louis Community College - Wildwood | 0 | \$0.00 | 0 | \$0.00 | 0 | \$0.00 | 0 | \$0.00 | 0 | \$0.00 |
| State Fair Community College | 912 | \$3,131,984.92 | 486 | \$305,223.50 | 3 | \$6,300.00 | 14 | \$39,008.50 | 1,326 | \$3,482,516.92 |
| Three Rivers College | 407 | \$1,235,397.90 | 551 | \$356,491.00 | 1 | \$2,400.00 | 4 | \$12,955.50 | 931 | \$1,607,244.40 |
| Sector Subtotal: | 13,041 | \$37,504,326.79 | 7,700 | \$4,886,770.50 | 147 | \$265,500.00 | 104 | \$300,741.00 | 20,255 | \$42,957,338.29 |
| Public Two-Year Technical College | | | | | | | | | | |
| State Technical College of Missouri | 1,140 | \$7,109,169.63 | 276 | \$333,911.00 | 2 | \$3,300.00 | 2 | \$4,499.75 | 1,291 | \$7,450,880.38 |
| Sector Subtotal: | 1,140 | \$7,109,169.63 | 276 | \$333,911.00 | 2 | \$3,300.00 | 2 | \$4,499.75 | 1,291 | \$7,450,880.38 |

Missouri Department of Higher Education and Workforce Development
 Student Financial Assistance Program(s)
 Payment Table 2020 - 2021
 As of June 10, 2021

| | A+ Scholarship Program | | Access Missouri Financial Assistance Program | | Bright Flight Scholarship Program | | Fast Track Workforce Incentive Grant | | Total | |
|--|------------------------|---------------|--|-----------------------|-----------------------------------|-----------------------|--------------------------------------|---------------|-----------------------|-----------------------|
| | Students | Dollars | Students | Dollars | Students | Dollars | Students | Dollars | Students ¹ | Dollars |
| Statewide Liberal Arts University | | | | | | | | | | |
| Truman State University | 0 | \$0.00 | 947 | \$1,639,929.00 | 682 | \$1,549,747.00 | 0 | \$0.00 | 1,479 | \$3,189,676.00 |
| Sector Subtotal: | 0 | \$0.00 | 947 | \$1,639,929.00 | 682 | \$1,549,747.00 | 0 | \$0.00 | 1,479 | \$3,189,676.00 |

Missouri Department of Higher Education and Workforce Development
Student Financial Assistance Program(s)
Payment Table 2020 - 2021
As of June 10, 2021

| | A+ Scholarship Program | | Access Missouri Financial Assistance Program | | Bright Flight Scholarship Program | | Fast Track Workforce Incentive Grant | | Total | |
|---|------------------------|------------------------|--|------------------------|-----------------------------------|------------------------|--------------------------------------|-----------------------|--|-------------------------|
| | Students | Dollars | Students | Dollars | Students | Dollars | Students | Dollars | Students ¹ | Dollars |
| Virtual Institution | | | | | | | | | | |
| Western Governors University - Missouri | 0 | \$0.00 | 711 | \$1,069,205.00 | 0 | \$0.00 | 3 | \$6,662.00 | 714 | \$1,075,867.00 |
| Sector Subtotal: | 0 | \$0.00 | 711 | \$1,069,205.00 | 0 | \$0.00 | 3 | \$6,662.00 | 714 | \$1,075,867.00 |
| Program Total²: | 14,662 | \$46,283,727.35 | 41,624 | \$60,485,524.55 | 7,852 | \$17,557,377.00 | 296 | \$1,212,294.75 | 61,645 | \$125,538,923.65 |
| Unduplicated Student Count by Program³: | 14,608 | | 41,281 | | 7,821 | | 296 | | | |
| | | | | | | | | | Total Unduplicated Student Count⁴: | 60,943 |

1 - Students: The student counts in this column contain duplication when students received payment under more than one program.

2 - Program Total: The student counts in this row contain duplication when transfer students received payment for a program at more than one institution. The student count at the intersection of the Students column beneath the All Programs Total Header and the Program Total row contains duplication when students received payments for more than one program and/or at more than one institution.

3 - Unduplicated Student Count by Program: The student counts in this row include a student only once for each program, even if they were paid at more than one institution.

4 - Total Unduplicated Student Count: The student count in this row is for all programs and includes a student only once, even if they were paid for more than one program and/or at more than one institution.

Missouri Department of Higher Education and Workforce Development
Student Financial Assistance Program(s)
Payment Table 2020 - 2021
As of June 10, 2021

| | Kids' Chance Scholarship | | Public Service Officer Survivor Grant | | Wartime Veteran's Survivors Grant | | Total | |
|---|--------------------------|---------------|--|--------------------|--------------------------------------|---------------------|-----------------------|---------------------|
| | Students | Dollars | Students | Dollars | Students | Dollars | Students ¹ | Dollars |
| 1862 Land-Grant Universities | | | | | | | | |
| Missouri University of Science and Technology | 0 | \$0.00 | 0 | \$0.00 | 4 | \$48,120.95 | 4 | \$48,120.95 |
| University of Missouri - Columbia | 0 | \$0.00 | 8 | \$55,080.00 | 10 | \$108,328.90 | 18 | \$163,408.90 |
| University of Missouri - Kansas City | 0 | \$0.00 | 1 | \$7,344.00 | 1 | \$6,874.93 | 2 | \$14,218.93 |
| University of Missouri - Saint Louis | 0 | \$0.00 | 0 | \$0.00 | 0 | \$0.00 | 0 | \$0.00 |
| Sector Subtotal: | 0 | \$0.00 | 9 | \$62,424.00 | 15 | \$163,324.78 | 24 | \$225,748.78 |
| 1890 Land-Grant University | | | | | | | | |
| Lincoln University | 0 | \$0.00 | 0 | \$0.00 | 0 | \$0.00 | 0 | \$0.00 |
| Sector Subtotal: | 0 | \$0.00 | 0 | \$0.00 | 0 | \$0.00 | 0 | \$0.00 |
| Comprehensive Universities | | | | | | | | |
| Missouri State University | 1 | \$4,000.00 | 4 | \$25,545.00 | 4 | \$35,476.52 | 9 | \$65,021.52 |
| Missouri State University - West Plains | 0 | \$0.00 | 0 | \$0.00 | 0 | \$0.00 | 0 | \$0.00 |
| Northwest Missouri State University | 0 | \$0.00 | 0 | \$0.00 | 0 | \$0.00 | 0 | \$0.00 |
| Southeast Missouri State University | 0 | \$0.00 | 2 | \$13,770.00 | 3 | \$37,151.06 | 5 | \$50,921.06 |

Missouri Department of Higher Education and Workforce Development
Student Financial Assistance Program(s)
Payment Table 2020 - 2021
As of June 10, 2021

| | Kids' Chance Scholarship | | Public Service Officer Survivor Grant | | Wartime Veteran's Survivors Grant | | Total | |
|--|--------------------------|-------------------|--|--------------------|--------------------------------------|--------------------|-----------------------|---------------------|
| | Students | Dollars | Students | Dollars | Students | Dollars | Students ¹ | Dollars |
| University of Central Missouri | 0 | \$0.00 | 1 | \$7,344.00 | 1 | \$13,575.09 | 2 | \$20,919.09 |
| Sector Subtotal: | 1 | \$4,000.00 | 7 | \$46,659.00 | 8 | \$86,202.67 | 16 | \$136,861.67 |
| Independent Institution for Art & Music | | | | | | | | |
| Kansas City Art Institute | 0 | \$0.00 | 0 | \$0.00 | 0 | \$0.00 | 0 | \$0.00 |
| Sector Subtotal: | 0 | \$0.00 | 0 | \$0.00 | 0 | \$0.00 | 0 | \$0.00 |
| Independent Two-Year Colleges | | | | | | | | |
| Cottey College | 0 | \$0.00 | 0 | \$0.00 | 0 | \$0.00 | 0 | \$0.00 |
| Wentworth Military Academy and College | 0 | \$0.00 | 0 | \$0.00 | 0 | \$0.00 | 0 | \$0.00 |
| Sector Subtotal: | 0 | \$0.00 | 0 | \$0.00 | 0 | \$0.00 | 0 | \$0.00 |
| Independent Universities | | | | | | | | |
| Saint Louis University | 0 | \$0.00 | 0 | \$0.00 | 0 | \$0.00 | 0 | \$0.00 |

Missouri Department of Higher Education and Workforce Development
Student Financial Assistance Program(s)
Payment Table 2020 - 2021
As of June 10, 2021

| | Kids' Chance Scholarship | | Public Service Officer Survivor Grant | | Wartime Veteran's Survivors Grant | | Total | |
|---|--------------------------|---------------|--|---------------|--------------------------------------|---------------|-----------------------|---------------|
| | Students | Dollars | Students | Dollars | Students | Dollars | Students ¹ | Dollars |
| Washington University in St. Louis | 0 | \$0.00 | 0 | \$0.00 | 0 | \$0.00 | 0 | \$0.00 |
| Sector Subtotal: | 0 | \$0.00 | 0 | \$0.00 | 0 | \$0.00 | 0 | \$0.00 |
| Other Independent Four-Year Institutions | | | | | | | | |
| Avila University | 0 | \$0.00 | 0 | \$0.00 | 0 | \$0.00 | 0 | \$0.00 |
| Central Methodist University | 0 | \$0.00 | 0 | \$0.00 | 0 | \$0.00 | 0 | \$0.00 |
| College of the Ozarks | 0 | \$0.00 | 2 | \$14,688.00 | 0 | \$0.00 | 2 | \$14,688.00 |
| Columbia College | 0 | \$0.00 | 0 | \$0.00 | 0 | \$0.00 | 0 | \$0.00 |
| Culver-Stockton College | 0 | \$0.00 | 0 | \$0.00 | 0 | \$0.00 | 0 | \$0.00 |
| Drury University | 0 | \$0.00 | 0 | \$0.00 | 0 | \$0.00 | 0 | \$0.00 |
| Evangel University | 0 | \$0.00 | 0 | \$0.00 | 0 | \$0.00 | 0 | \$0.00 |
| Fontbonne University | 0 | \$0.00 | 0 | \$0.00 | 0 | \$0.00 | 0 | \$0.00 |
| Hannibal-LaGrange University | 0 | \$0.00 | 0 | \$0.00 | 0 | \$0.00 | 0 | \$0.00 |
| Lindenwood University | 0 | \$0.00 | 0 | \$0.00 | 0 | \$0.00 | 0 | \$0.00 |

Missouri Department of Higher Education and Workforce Development
 Student Financial Assistance Program(s)
 Payment Table 2020 - 2021
 As of June 10, 2021

| | Kids' Chance Scholarship | | Public Service Officer Survivor Grant | | Wartime Veteran's Survivors Grant | | Total | |
|--|--------------------------|-------------------|--|--------------------|--------------------------------------|---------------|-----------------------|--------------------|
| | Students | Dollars | Students | Dollars | Students | Dollars | Students ¹ | Dollars |
| Maryville University of Saint Louis | 0 | \$0.00 | 0 | \$0.00 | 0 | \$0.00 | 0 | \$0.00 |
| Missouri Baptist University | 0 | \$0.00 | 0 | \$0.00 | 0 | \$0.00 | 0 | \$0.00 |
| Missouri Valley College | 0 | \$0.00 | 0 | \$0.00 | 0 | \$0.00 | 0 | \$0.00 |
| Park University | 0 | \$0.00 | 0 | \$0.00 | 0 | \$0.00 | 0 | \$0.00 |
| Rockhurst University | 0 | \$0.00 | 0 | \$0.00 | 0 | \$0.00 | 0 | \$0.00 |
| Southwest Baptist University | 0 | \$0.00 | 0 | \$0.00 | 0 | \$0.00 | 0 | \$0.00 |
| Stephens College | 0 | \$0.00 | 0 | \$0.00 | 0 | \$0.00 | 0 | \$0.00 |
| Webster University | 0 | \$0.00 | 0 | \$0.00 | 0 | \$0.00 | 0 | \$0.00 |
| Westminster College | 1 | \$4,000.00 | 0 | \$0.00 | 0 | \$0.00 | 1 | \$4,000.00 |
| William Jewell College | 0 | \$0.00 | 0 | \$0.00 | 0 | \$0.00 | 0 | \$0.00 |
| William Woods University | 0 | \$0.00 | 0 | \$0.00 | 0 | \$0.00 | 0 | \$0.00 |
| Sector Subtotal: | 1 | \$4,000.00 | 2 | \$14,688.00 | 0 | \$0.00 | 3 | \$18,688.00 |
| Professional/Technical Institutions | | | | | | | | |
| Arcadia Valley Career Technology Center | 0 | \$0.00 | 0 | \$0.00 | 0 | \$0.00 | 0 | \$0.00 |
| Bolivar Technical College | 0 | \$0.00 | 0 | \$0.00 | 0 | \$0.00 | 0 | \$0.00 |

Missouri Department of Higher Education and Workforce Development
 Student Financial Assistance Program(s)
 Payment Table 2020 - 2021
 As of June 10, 2021

| | Kids' Chance Scholarship | | Public Service Officer Survivor Grant | | Wartime Veteran's Survivors Grant | | Total | |
|--|--------------------------|---------|--|---------|--------------------------------------|---------|-----------------------|---------|
| | Students | Dollars | Students | Dollars | Students | Dollars | Students ¹ | Dollars |
| Boonslick Technical Education Center | 0 | \$0.00 | 0 | \$0.00 | 0 | \$0.00 | 0 | \$0.00 |
| Brookfield Area Career Center | 0 | \$0.00 | 0 | \$0.00 | 0 | \$0.00 | 0 | \$0.00 |
| Cape Girardeau Career & Tech Center | 0 | \$0.00 | 0 | \$0.00 | 0 | \$0.00 | 0 | \$0.00 |
| Career & Technology Center at Fort Osage | 0 | \$0.00 | 0 | \$0.00 | 0 | \$0.00 | 0 | \$0.00 |
| Carrollton Area Career Center | 0 | \$0.00 | 0 | \$0.00 | 0 | \$0.00 | 0 | \$0.00 |
| Carthage Technical Center | 0 | \$0.00 | 0 | \$0.00 | 0 | \$0.00 | 0 | \$0.00 |
| Cass Career Center | 0 | \$0.00 | 0 | \$0.00 | 0 | \$0.00 | 0 | \$0.00 |
| Cleveland Chiropractic College | 0 | \$0.00 | 0 | \$0.00 | 0 | \$0.00 | 0 | \$0.00 |
| Clinton Technical School | 0 | \$0.00 | 0 | \$0.00 | 0 | \$0.00 | 0 | \$0.00 |
| Columbia Area Career Center | 0 | \$0.00 | 0 | \$0.00 | 0 | \$0.00 | 0 | \$0.00 |
| Cox College | 0 | \$0.00 | 0 | \$0.00 | 0 | \$0.00 | 0 | \$0.00 |
| Current River Career Center | 0 | \$0.00 | 0 | \$0.00 | 0 | \$0.00 | 0 | \$0.00 |
| Dallas County Career Center | 0 | \$0.00 | 0 | \$0.00 | 0 | \$0.00 | 0 | \$0.00 |
| Davis H. Hart Career Center | 0 | \$0.00 | 0 | \$0.00 | 0 | \$0.00 | 0 | \$0.00 |
| Eldon Career Center | 0 | \$0.00 | 0 | \$0.00 | 0 | \$0.00 | 0 | \$0.00 |
| Excelsior Springs Career Center | 0 | \$0.00 | 0 | \$0.00 | 0 | \$0.00 | 0 | \$0.00 |

Missouri Department of Higher Education and Workforce Development
 Student Financial Assistance Program(s)
 Payment Table 2020 - 2021
 As of June 10, 2021

| | Kids' Chance Scholarship | | Public Service Officer Survivor Grant | | Wartime Veteran's Survivors Grant | | Total | |
|--|--------------------------|---------|--|---------|--------------------------------------|---------|-----------------------|---------|
| | Students | Dollars | Students | Dollars | Students | Dollars | Students ¹ | Dollars |
| Four Rivers Career Center | 0 | \$0.00 | 0 | \$0.00 | 0 | \$0.00 | 0 | \$0.00 |
| Franklin Technology Center | 0 | \$0.00 | 0 | \$0.00 | 0 | \$0.00 | 0 | \$0.00 |
| Gibson Technical Center | 0 | \$0.00 | 0 | \$0.00 | 0 | \$0.00 | 0 | \$0.00 |
| Goldfarb School of Nursing at Barnes Jewish College | 0 | \$0.00 | 0 | \$0.00 | 0 | \$0.00 | 0 | \$0.00 |
| Grand River Technical School | 0 | \$0.00 | 0 | \$0.00 | 0 | \$0.00 | 0 | \$0.00 |
| Hannibal Career and Technical Center | 0 | \$0.00 | 0 | \$0.00 | 0 | \$0.00 | 0 | \$0.00 |
| Herndon Career Center | 0 | \$0.00 | 0 | \$0.00 | 0 | \$0.00 | 0 | \$0.00 |
| Hillyard Technical Center | 0 | \$0.00 | 0 | \$0.00 | 0 | \$0.00 | 0 | \$0.00 |
| Kennett Career & Technology Center | 0 | \$0.00 | 0 | \$0.00 | 0 | \$0.00 | 0 | \$0.00 |
| Kirksville Area Technical Center | 0 | \$0.00 | 0 | \$0.00 | 0 | \$0.00 | 0 | \$0.00 |
| Lake Career & Technical Center | 0 | \$0.00 | 0 | \$0.00 | 0 | \$0.00 | 0 | \$0.00 |
| Lamar Area Voc. Tech School | 0 | \$0.00 | 0 | \$0.00 | 0 | \$0.00 | 0 | \$0.00 |
| Lebanon Technology & Career Center | 0 | \$0.00 | 0 | \$0.00 | 0 | \$0.00 | 0 | \$0.00 |
| Lewis & Clark Career Center | 0 | \$0.00 | 0 | \$0.00 | 0 | \$0.00 | 0 | \$0.00 |
| Lex La-Ray Technical Center | 0 | \$0.00 | 0 | \$0.00 | 0 | \$0.00 | 0 | \$0.00 |
| Logan University | 0 | \$0.00 | 0 | \$0.00 | 0 | \$0.00 | 0 | \$0.00 |

Missouri Department of Higher Education and Workforce Development
Student Financial Assistance Program(s)
Payment Table 2020 - 2021
As of June 10, 2021

| | Kids' Chance Scholarship | | Public Service Officer Survivor Grant | | Wartime Veteran's Survivors Grant | | Total | |
|---|--------------------------|---------|--|---------|--------------------------------------|---------|-----------------------|---------|
| | Students | Dollars | Students | Dollars | Students | Dollars | Students ¹ | Dollars |
| Macon Area Vocational School | 0 | \$0.00 | 0 | \$0.00 | 0 | \$0.00 | 0 | \$0.00 |
| Moberly Area Technical Center | 0 | \$0.00 | 0 | \$0.00 | 0 | \$0.00 | 0 | \$0.00 |
| Nevada Regional Technical Center | 0 | \$0.00 | 0 | \$0.00 | 0 | \$0.00 | 0 | \$0.00 |
| New Madrid R-I Tech Skills Center | 0 | \$0.00 | 0 | \$0.00 | 0 | \$0.00 | 0 | \$0.00 |
| Nichols Career Center | 0 | \$0.00 | 0 | \$0.00 | 0 | \$0.00 | 0 | \$0.00 |
| North Central Career Center | 0 | \$0.00 | 0 | \$0.00 | 0 | \$0.00 | 0 | \$0.00 |
| North Technical | 0 | \$0.00 | 0 | \$0.00 | 0 | \$0.00 | 0 | \$0.00 |
| Northland Career Center | 0 | \$0.00 | 0 | \$0.00 | 0 | \$0.00 | 0 | \$0.00 |
| Northwest Technical School | 0 | \$0.00 | 0 | \$0.00 | 0 | \$0.00 | 0 | \$0.00 |
| Ozark Mountain Technical Center | 0 | \$0.00 | 0 | \$0.00 | 0 | \$0.00 | 0 | \$0.00 |
| Pemiscot County Vocational School of Practical Nursing | 0 | \$0.00 | 0 | \$0.00 | 0 | \$0.00 | 0 | \$0.00 |
| Perryville Area Car & Tech Center | 0 | \$0.00 | 0 | \$0.00 | 0 | \$0.00 | 0 | \$0.00 |
| Pike-Lincoln Technical Center | 0 | \$0.00 | 0 | \$0.00 | 0 | \$0.00 | 0 | \$0.00 |
| Poplar Bluff Technical Career Center | 0 | \$0.00 | 0 | \$0.00 | 0 | \$0.00 | 0 | \$0.00 |
| Ranken Technical College | 0 | \$0.00 | 0 | \$0.00 | 0 | \$0.00 | 0 | \$0.00 |
| Research College of Nursing | 0 | \$0.00 | 0 | \$0.00 | 0 | \$0.00 | 0 | \$0.00 |

Missouri Department of Higher Education and Workforce Development
 Student Financial Assistance Program(s)
 Payment Table 2020 - 2021
 As of June 10, 2021

| | Kids' Chance Scholarship | | Public Service Officer Survivor Grant | | Wartime Veteran's Survivors Grant | | Total | |
|---|--------------------------|---------------|--|---------------|--------------------------------------|---------------|-----------------------|---------------|
| | Students | Dollars | Students | Dollars | Students | Dollars | Students ¹ | Dollars |
| Rolla Technical Institute/Center | 0 | \$0.00 | 0 | \$0.00 | 0 | \$0.00 | 0 | \$0.00 |
| Saint Luke's College of Health Sciences | 0 | \$0.00 | 0 | \$0.00 | 0 | \$0.00 | 0 | \$0.00 |
| Saline County Career Center | 0 | \$0.00 | 0 | \$0.00 | 0 | \$0.00 | 0 | \$0.00 |
| Sikeston Career & Technology Center | 0 | \$0.00 | 0 | \$0.00 | 0 | \$0.00 | 0 | \$0.00 |
| South Central Career Center | 0 | \$0.00 | 0 | \$0.00 | 0 | \$0.00 | 0 | \$0.00 |
| South Technical | 0 | \$0.00 | 0 | \$0.00 | 0 | \$0.00 | 0 | \$0.00 |
| Southeast Missouri Hospital College of Nursing and Health Sciences | 0 | \$0.00 | 0 | \$0.00 | 0 | \$0.00 | 0 | \$0.00 |
| Southwest Area Career Center | 0 | \$0.00 | 0 | \$0.00 | 0 | \$0.00 | 0 | \$0.00 |
| Texas County Technical College | 0 | \$0.00 | 0 | \$0.00 | 0 | \$0.00 | 0 | \$0.00 |
| Unitec Career Center | 0 | \$0.00 | 0 | \$0.00 | 0 | \$0.00 | 0 | \$0.00 |
| University of Health Sciences and Pharmacy in St. Louis | 0 | \$0.00 | 0 | \$0.00 | 0 | \$0.00 | 0 | \$0.00 |
| Warrensburg Area Career Center | 0 | \$0.00 | 0 | \$0.00 | 0 | \$0.00 | 0 | \$0.00 |
| Waynesville Career Center | 0 | \$0.00 | 0 | \$0.00 | 0 | \$0.00 | 0 | \$0.00 |
| Sector Subtotal: | 0 | \$0.00 | 0 | \$0.00 | 0 | \$0.00 | 0 | \$0.00 |

Missouri Department of Higher Education and Workforce Development
 Student Financial Assistance Program(s)
 Payment Table 2020 - 2021
 As of June 10, 2021

| | Kids' Chance Scholarship | | Public Service Officer Survivor Grant | | Wartime Veteran's Survivors Grant | | Total | |
|---|--------------------------|---------------|--|---------------|--------------------------------------|---------------|-----------------------|---------------|
| | Students | Dollars | Students | Dollars | Students | Dollars | Students ¹ | Dollars |
| Public Four-Year Universities | | | | | | | | |
| Harris-Stowe State University | 0 | \$0.00 | 0 | \$0.00 | 0 | \$0.00 | 0 | \$0.00 |
| Missouri Southern State University | 0 | \$0.00 | 0 | \$0.00 | 0 | \$0.00 | 0 | \$0.00 |
| Missouri Western State University | 0 | \$0.00 | 0 | \$0.00 | 0 | \$0.00 | 0 | \$0.00 |
| Sector Subtotal: | 0 | \$0.00 | 0 | \$0.00 | 0 | \$0.00 | 0 | \$0.00 |
| Public Two-Year Colleges | | | | | | | | |
| Crowder College | 0 | \$0.00 | 0 | \$0.00 | 0 | \$0.00 | 0 | \$0.00 |
| East Central College | 0 | \$0.00 | 0 | \$0.00 | 1 | \$4,305.74 | 1 | \$4,305.74 |
| Jefferson College | 0 | \$0.00 | 0 | \$0.00 | 0 | \$0.00 | 0 | \$0.00 |
| Metropolitan Community College | 0 | \$0.00 | 1 | \$2,782.00 | 0 | \$0.00 | 1 | \$2,782.00 |
| Metropolitan Community Colleges - Longview | 0 | \$0.00 | 0 | \$0.00 | 0 | \$0.00 | 0 | \$0.00 |
| Metropolitan Community Colleges - Maple Woods | 0 | \$0.00 | 0 | \$0.00 | 0 | \$0.00 | 0 | \$0.00 |
| Mineral Area College | 0 | \$0.00 | 0 | \$0.00 | 0 | \$0.00 | 0 | \$0.00 |
| Moberly Area Community College | 0 | \$0.00 | 0 | \$0.00 | 0 | \$0.00 | 0 | \$0.00 |
| North Central Missouri College | 0 | \$0.00 | 0 | \$0.00 | 0 | \$0.00 | 0 | \$0.00 |

Missouri Department of Higher Education and Workforce Development
Student Financial Assistance Program(s)
Payment Table 2020 - 2021
As of June 10, 2021

| | Kids' Chance Scholarship | | Public Service Officer Survivor Grant | | Wartime Veteran's Survivors Grant | | Total | |
|---|--------------------------|---------------|--|-------------------|--------------------------------------|-------------------|-----------------------|--------------------|
| | Students | Dollars | Students | Dollars | Students | Dollars | Students ¹ | Dollars |
| Ozarks Technical Community College | 0 | \$0.00 | 1 | \$4,104.00 | 0 | \$0.00 | 1 | \$4,104.00 |
| St. Charles Community College | 0 | \$0.00 | 0 | \$0.00 | 0 | \$0.00 | 0 | \$0.00 |
| St. Louis Community College | 0 | \$0.00 | 0 | \$0.00 | 0 | \$0.00 | 0 | \$0.00 |
| St. Louis Community College - Forest Park | 0 | \$0.00 | 0 | \$0.00 | 0 | \$0.00 | 0 | \$0.00 |
| St. Louis Community College - Meramec | 0 | \$0.00 | 0 | \$0.00 | 0 | \$0.00 | 0 | \$0.00 |
| St. Louis Community College - Wildwood | 0 | \$0.00 | 0 | \$0.00 | 0 | \$0.00 | 0 | \$0.00 |
| State Fair Community College | 0 | \$0.00 | 0 | \$0.00 | 0 | \$0.00 | 0 | \$0.00 |
| Three Rivers College | 0 | \$0.00 | 0 | \$0.00 | 1 | \$4,713.62 | 1 | \$4,713.62 |
| Sector Subtotal: | 0 | \$0.00 | 2 | \$6,886.00 | 2 | \$9,019.36 | 4 | \$15,905.36 |
| Public Two-Year Technical College | | | | | | | | |
| State Technical College of Missouri | 0 | \$0.00 | 0 | \$0.00 | 0 | \$0.00 | 0 | \$0.00 |
| Sector Subtotal: | 0 | \$0.00 | 0 | \$0.00 | 0 | \$0.00 | 0 | \$0.00 |

Missouri Department of Higher Education and Workforce Development
 Student Financial Assistance Program(s)
 Payment Table 2020 - 2021
 As of June 10, 2021

| | Kids' Chance Scholarship | | Public Service Officer Survivor Grant | | Wartime Veteran's Survivors Grant | | Total | |
|--|--------------------------|---------------|--|---------------|--------------------------------------|--------------------|-----------------------|--------------------|
| | Students | Dollars | Students | Dollars | Students | Dollars | Students ¹ | Dollars |
| Statewide Liberal Arts University | | | | | | | | |
| Truman State University | 0 | \$0.00 | 0 | \$0.00 | 1 | \$12,299.00 | 1 | \$12,299.00 |
| Sector Subtotal: | 0 | \$0.00 | 0 | \$0.00 | 1 | \$12,299.00 | 1 | \$12,299.00 |

Missouri Department of Higher Education and Workforce Development
 Student Financial Assistance Program(s)
 Payment Table 2020 - 2021
 As of June 10, 2021

| | Kids' Chance Scholarship | | Public Service Officer Survivor Grant | | Wartime Veteran's Survivors Grant | | Total | |
|---|--------------------------|-------------------|--|---------------------|--------------------------------------|---------------------|--|---------------------|
| | Students | Dollars | Students | Dollars | Students | Dollars | Students ¹ | Dollars |
| Virtual Institution | | | | | | | | |
| Western Governors University - Missouri | 0 | \$0.00 | 0 | \$0.00 | 0 | \$0.00 | 0 | \$0.00 |
| Sector Subtotal: | 0 | \$0.00 | 0 | \$0.00 | 0 | \$0.00 | 0 | \$0.00 |
| | | | | | | | | |
| Program Total²: | 2 | \$8,000.00 | 20 | \$130,657.00 | 26 | \$270,845.81 | 48 | \$409,502.81 |
| | | | | | | | | |
| Unduplicated Student Count by Program³: | 2 | | 20 | | 25 | | | |
| | | | | | | | | |
| | | | | | | | Total Unduplicated Student Count⁴: | 47 |

1 - Students: The student counts in this column contain duplication when students received payment under more than one program.

2 - Program Total: The student counts in this row contain duplication when transfer students received payment for a program at more than one institution. The student count at the intersection of the Students column beneath the All Programs Total Header and the Program Total row contains duplication when students received payments for more than one program and/or at more than one institution.

3 - Unduplicated Student Count by Program: The student counts in this row include a student only once for each program, even if they were paid at more than one institution.

4 - Total Unduplicated Student Count: The student count in this row is for all programs and includes a student only once, even if they were paid for more than one program and/or at more than one institution.

Missouri Department of Higher Education and Workforce Development
Student Financial Assistance Program(s)
Payment Table 2020 - 2021
As of June 10, 2021

| | Advanced Placement Incentive Grant | | Minority and Underrepresented Environmental Literacy Program | | Total | |
|--|---------------------------------------|-------------------|---|--------------------|-----------------------|--------------------|
| | Students | Dollars | Students | Dollars | Students ¹ | Dollars |
| 1862 Land-Grant Universities | | | | | | |
| Missouri University of Science and Technology | 1 | \$500.00 | 3 | \$9,991.25 | 4 | \$10,491.25 |
| University of Missouri - Columbia | 3 | \$1,500.00 | 1 | \$3,996.50 | 4 | \$5,496.50 |
| University of Missouri - Kansas City | 0 | \$0.00 | 0 | \$0.00 | 0 | \$0.00 |
| University of Missouri - Saint Louis | 0 | \$0.00 | 0 | \$0.00 | 0 | \$0.00 |
| Sector Subtotal: | 4 | \$2,000.00 | 4 | \$13,987.75 | 8 | \$15,987.75 |
| 1890 Land-Grant University | | | | | | |
| Lincoln University | 0 | \$0.00 | 0 | \$0.00 | 0 | \$0.00 |
| Sector Subtotal: | 0 | \$0.00 | 0 | \$0.00 | 0 | \$0.00 |
| Comprehensive Universities | | | | | | |
| Missouri State University | 2 | \$1,000.00 | 0 | \$0.00 | 2 | \$1,000.00 |
| Missouri State University - West Plains | 0 | \$0.00 | 0 | \$0.00 | 0 | \$0.00 |
| Northwest Missouri State University | 0 | \$0.00 | 0 | \$0.00 | 0 | \$0.00 |
| Southeast Missouri State University | 0 | \$0.00 | 0 | \$0.00 | 0 | \$0.00 |

Missouri Department of Higher Education and Workforce Development
 Student Financial Assistance Program(s)
 Payment Table 2020 - 2021
 As of June 10, 2021

| | Advanced Placement Incentive Grant | | Minority and Underrepresented Environmental Literacy Program | | Total | |
|--|---------------------------------------|-------------------|---|---------------|-----------------------|-------------------|
| | Students | Dollars | Students | Dollars | Students ¹ | Dollars |
| University of Central Missouri | 0 | \$0.00 | 0 | \$0.00 | 0 | \$0.00 |
| Sector Subtotal: | 2 | \$1,000.00 | 0 | \$0.00 | 2 | \$1,000.00 |
| Independent Institution for Art & Music | | | | | | |
| Kansas City Art Institute | 0 | \$0.00 | 0 | \$0.00 | 0 | \$0.00 |
| Sector Subtotal: | 0 | \$0.00 | 0 | \$0.00 | 0 | \$0.00 |
| Independent Two-Year Colleges | | | | | | |
| Cottey College | 0 | \$0.00 | 0 | \$0.00 | 0 | \$0.00 |
| Wentworth Military Academy and College | 0 | \$0.00 | 0 | \$0.00 | 0 | \$0.00 |
| Sector Subtotal: | 0 | \$0.00 | 0 | \$0.00 | 0 | \$0.00 |
| Independent Universities | | | | | | |
| Saint Louis University | 0 | \$0.00 | 0 | \$0.00 | 0 | \$0.00 |

Missouri Department of Higher Education and Workforce Development
Student Financial Assistance Program(s)
Payment Table 2020 - 2021
As of June 10, 2021

| | Advanced Placement Incentive Grant | | Minority and Underrepresented Environmental Literacy Program | | Total | |
|---|---------------------------------------|---------------|---|-------------------|-----------------------|-------------------|
| | Students | Dollars | Students | Dollars | Students ¹ | Dollars |
| Washington University in St. Louis | 0 | \$0.00 | 1 | \$3,996.50 | 1 | \$3,996.50 |
| Sector Subtotal: | 0 | \$0.00 | 1 | \$3,996.50 | 1 | \$3,996.50 |
| Other Independent Four-Year Institutions | | | | | | |
| Avila University | 0 | \$0.00 | 0 | \$0.00 | 0 | \$0.00 |
| Central Methodist University | 0 | \$0.00 | 0 | \$0.00 | 0 | \$0.00 |
| College of the Ozarks | 0 | \$0.00 | 0 | \$0.00 | 0 | \$0.00 |
| Columbia College | 0 | \$0.00 | 0 | \$0.00 | 0 | \$0.00 |
| Culver-Stockton College | 0 | \$0.00 | 0 | \$0.00 | 0 | \$0.00 |
| Drury University | 0 | \$0.00 | 0 | \$0.00 | 0 | \$0.00 |
| Evangel University | 0 | \$0.00 | 0 | \$0.00 | 0 | \$0.00 |
| Fontbonne University | 0 | \$0.00 | 0 | \$0.00 | 0 | \$0.00 |
| Hannibal-LaGrange University | 0 | \$0.00 | 0 | \$0.00 | 0 | \$0.00 |
| Lindenwood University | 0 | \$0.00 | 0 | \$0.00 | 0 | \$0.00 |

Missouri Department of Higher Education and Workforce Development
Student Financial Assistance Program(s)
Payment Table 2020 - 2021
As of June 10, 2021

| | Advanced Placement Incentive Grant | | Minority and Underrepresented Environmental Literacy Program | | Total | |
|--|---------------------------------------|-------------------|---|-------------------|-----------------------|-------------------|
| | Students | Dollars | Students | Dollars | Students ¹ | Dollars |
| Maryville University of Saint Louis | 0 | \$0.00 | 1 | \$1,998.25 | 1 | \$1,998.25 |
| Missouri Baptist University | 0 | \$0.00 | 0 | \$0.00 | 0 | \$0.00 |
| Missouri Valley College | 0 | \$0.00 | 0 | \$0.00 | 0 | \$0.00 |
| Park University | 0 | \$0.00 | 0 | \$0.00 | 0 | \$0.00 |
| Rockhurst University | 0 | \$0.00 | 0 | \$0.00 | 0 | \$0.00 |
| Southwest Baptist University | 0 | \$0.00 | 0 | \$0.00 | 0 | \$0.00 |
| Stephens College | 0 | \$0.00 | 0 | \$0.00 | 0 | \$0.00 |
| Webster University | 1 | \$500.00 | 0 | \$0.00 | 1 | \$500.00 |
| Westminster College | 1 | \$500.00 | 0 | \$0.00 | 1 | \$500.00 |
| William Jewell College | 0 | \$0.00 | 0 | \$0.00 | 0 | \$0.00 |
| William Woods University | 0 | \$0.00 | 0 | \$0.00 | 0 | \$0.00 |
| Sector Subtotal: | 2 | \$1,000.00 | 1 | \$1,998.25 | 3 | \$2,998.25 |
| Professional/Technical Institutions | | | | | | |
| Arcadia Valley Career Technology Center | 0 | \$0.00 | 0 | \$0.00 | 0 | \$0.00 |
| Bolivar Technical College | 0 | \$0.00 | 0 | \$0.00 | 0 | \$0.00 |

Missouri Department of Higher Education and Workforce Development
 Student Financial Assistance Program(s)
 Payment Table 2020 - 2021
 As of June 10, 2021

| | Advanced Placement Incentive Grant | | Minority and Underrepresented Environmental Literacy Program | | Total | |
|--|---------------------------------------|---------|---|---------|-----------------------|---------|
| | Students | Dollars | Students | Dollars | Students ¹ | Dollars |
| Boonslick Technical Education Center | 0 | \$0.00 | 0 | \$0.00 | 0 | \$0.00 |
| Brookfield Area Career Center | 0 | \$0.00 | 0 | \$0.00 | 0 | \$0.00 |
| Cape Girardeau Career & Tech Center | 0 | \$0.00 | 0 | \$0.00 | 0 | \$0.00 |
| Career & Technology Center at Fort Osage | 0 | \$0.00 | 0 | \$0.00 | 0 | \$0.00 |
| Carrollton Area Career Center | 0 | \$0.00 | 0 | \$0.00 | 0 | \$0.00 |
| Carthage Technical Center | 0 | \$0.00 | 0 | \$0.00 | 0 | \$0.00 |
| Cass Career Center | 0 | \$0.00 | 0 | \$0.00 | 0 | \$0.00 |
| Cleveland Chiropractic College | 0 | \$0.00 | 0 | \$0.00 | 0 | \$0.00 |
| Clinton Technical School | 0 | \$0.00 | 0 | \$0.00 | 0 | \$0.00 |
| Columbia Area Career Center | 0 | \$0.00 | 0 | \$0.00 | 0 | \$0.00 |
| Cox College | 0 | \$0.00 | 0 | \$0.00 | 0 | \$0.00 |
| Current River Career Center | 0 | \$0.00 | 0 | \$0.00 | 0 | \$0.00 |
| Dallas County Career Center | 0 | \$0.00 | 0 | \$0.00 | 0 | \$0.00 |
| Davis H. Hart Career Center | 0 | \$0.00 | 0 | \$0.00 | 0 | \$0.00 |
| Eldon Career Center | 0 | \$0.00 | 0 | \$0.00 | 0 | \$0.00 |

Missouri Department of Higher Education and Workforce Development
 Student Financial Assistance Program(s)
 Payment Table 2020 - 2021
 As of June 10, 2021

| | Advanced Placement Incentive Grant | | Minority and Underrepresented Environmental Literacy Program | | Total | |
|--|---------------------------------------|---------|---|---------|-----------------------|---------|
| | Students | Dollars | Students | Dollars | Students ¹ | Dollars |
| Excelsior Springs Career Center | 0 | \$0.00 | 0 | \$0.00 | 0 | \$0.00 |
| Four Rivers Career Center | 0 | \$0.00 | 0 | \$0.00 | 0 | \$0.00 |
| Franklin Technology Center | 0 | \$0.00 | 0 | \$0.00 | 0 | \$0.00 |
| Gibson Technical Center | 0 | \$0.00 | 0 | \$0.00 | 0 | \$0.00 |
| Goldfarb School of Nursing at Barnes Jewish College | 0 | \$0.00 | 0 | \$0.00 | 0 | \$0.00 |
| Grand River Technical School | 0 | \$0.00 | 0 | \$0.00 | 0 | \$0.00 |
| Hannibal Career and Technical Center | 0 | \$0.00 | 0 | \$0.00 | 0 | \$0.00 |
| Herndon Career Center | 0 | \$0.00 | 0 | \$0.00 | 0 | \$0.00 |
| Hillyard Technical Center | 0 | \$0.00 | 0 | \$0.00 | 0 | \$0.00 |
| Kennett Career & Technology Center | 0 | \$0.00 | 0 | \$0.00 | 0 | \$0.00 |
| Kirksville Area Technical Center | 0 | \$0.00 | 0 | \$0.00 | 0 | \$0.00 |
| Lake Career & Technical Center | 0 | \$0.00 | 0 | \$0.00 | 0 | \$0.00 |
| Lamar Area Voc. Tech School | 0 | \$0.00 | 0 | \$0.00 | 0 | \$0.00 |
| Lebanon Technology & Career Center | 0 | \$0.00 | 0 | \$0.00 | 0 | \$0.00 |
| Lewis & Clark Career Center | 0 | \$0.00 | 0 | \$0.00 | 0 | \$0.00 |

Missouri Department of Higher Education and Workforce Development
Student Financial Assistance Program(s)
Payment Table 2020 - 2021
As of June 10, 2021

| | Advanced Placement Incentive Grant | | Minority and Underrepresented Environmental Literacy Program | | Total | |
|---|---------------------------------------|---------|---|---------|-----------------------|---------|
| | Students | Dollars | Students | Dollars | Students ¹ | Dollars |
| Lex La-Ray Technical Center | 0 | \$0.00 | 0 | \$0.00 | 0 | \$0.00 |
| Logan University | 0 | \$0.00 | 0 | \$0.00 | 0 | \$0.00 |
| Macon Area Vocational School | 0 | \$0.00 | 0 | \$0.00 | 0 | \$0.00 |
| Moberly Area Technical Center | 0 | \$0.00 | 0 | \$0.00 | 0 | \$0.00 |
| Nevada Regional Technical Center | 0 | \$0.00 | 0 | \$0.00 | 0 | \$0.00 |
| New Madrid R-I Tech Skills Center | 0 | \$0.00 | 0 | \$0.00 | 0 | \$0.00 |
| Nichols Career Center | 0 | \$0.00 | 0 | \$0.00 | 0 | \$0.00 |
| North Central Career Center | 0 | \$0.00 | 0 | \$0.00 | 0 | \$0.00 |
| North Technical | 0 | \$0.00 | 0 | \$0.00 | 0 | \$0.00 |
| Northland Career Center | 0 | \$0.00 | 0 | \$0.00 | 0 | \$0.00 |
| Northwest Technical School | 0 | \$0.00 | 0 | \$0.00 | 0 | \$0.00 |
| Ozark Mountain Technical Center | 0 | \$0.00 | 0 | \$0.00 | 0 | \$0.00 |
| Pemiscot County Vocational School of Practical Nursing | 0 | \$0.00 | 0 | \$0.00 | 0 | \$0.00 |
| Perryville Area Car & Tech Center | 0 | \$0.00 | 0 | \$0.00 | 0 | \$0.00 |
| Pike-Lincoln Technical Center | 0 | \$0.00 | 0 | \$0.00 | 0 | \$0.00 |

Missouri Department of Higher Education and Workforce Development
 Student Financial Assistance Program(s)
 Payment Table 2020 - 2021
 As of June 10, 2021

| | Advanced Placement Incentive Grant | | Minority and Underrepresented Environmental Literacy Program | | Total | |
|---|---------------------------------------|---------|---|---------|-----------------------|---------|
| | Students | Dollars | Students | Dollars | Students ¹ | Dollars |
| Poplar Bluff Technical Career Center | 0 | \$0.00 | 0 | \$0.00 | 0 | \$0.00 |
| Ranken Technical College | 0 | \$0.00 | 0 | \$0.00 | 0 | \$0.00 |
| Research College of Nursing | 0 | \$0.00 | 0 | \$0.00 | 0 | \$0.00 |
| Rolla Technical Institute/Center | 0 | \$0.00 | 0 | \$0.00 | 0 | \$0.00 |
| Saint Luke's College of Health Sciences | 0 | \$0.00 | 0 | \$0.00 | 0 | \$0.00 |
| Saline County Career Center | 0 | \$0.00 | 0 | \$0.00 | 0 | \$0.00 |
| Sikeston Career & Technology Center | 0 | \$0.00 | 0 | \$0.00 | 0 | \$0.00 |
| South Central Career Center | 0 | \$0.00 | 0 | \$0.00 | 0 | \$0.00 |
| South Technical | 0 | \$0.00 | 0 | \$0.00 | 0 | \$0.00 |
| Southeast Missouri Hospital College of Nursing and Health Sciences | 0 | \$0.00 | 0 | \$0.00 | 0 | \$0.00 |
| Southwest Area Career Center | 0 | \$0.00 | 0 | \$0.00 | 0 | \$0.00 |
| Texas County Technical College | 0 | \$0.00 | 0 | \$0.00 | 0 | \$0.00 |
| Unitec Career Center | 0 | \$0.00 | 0 | \$0.00 | 0 | \$0.00 |
| University of Health Sciences and Pharmacy in St. Louis | 0 | \$0.00 | 0 | \$0.00 | 0 | \$0.00 |
| Warrensburg Area Career Center | 0 | \$0.00 | 0 | \$0.00 | 0 | \$0.00 |

Missouri Department of Higher Education and Workforce Development
 Student Financial Assistance Program(s)
 Payment Table 2020 - 2021
 As of June 10, 2021

| | Advanced Placement Incentive Grant | | Minority and Underrepresented Environmental Literacy Program | | Total | |
|---|---------------------------------------|---------------|---|-------------------|-----------------------|-------------------|
| | Students | Dollars | Students | Dollars | Students ¹ | Dollars |
| Waynesville Career Center | 0 | \$0.00 | 0 | \$0.00 | 0 | \$0.00 |
| Sector Subtotal: | 0 | \$0.00 | 0 | \$0.00 | 0 | \$0.00 |
| Public Four-Year Universities | | | | | | |
| Harris-Stowe State University | 0 | \$0.00 | 0 | \$0.00 | 0 | \$0.00 |
| Missouri Southern State University | 0 | \$0.00 | 1 | \$1,998.25 | 1 | \$1,998.25 |
| Missouri Western State University | 0 | \$0.00 | 0 | \$0.00 | 0 | \$0.00 |
| Sector Subtotal: | 0 | \$0.00 | 1 | \$1,998.25 | 1 | \$1,998.25 |
| Public Two-Year Colleges | | | | | | |
| Crowder College | 1 | \$500.00 | 0 | \$0.00 | 1 | \$500.00 |
| East Central College | 0 | \$0.00 | 0 | \$0.00 | 0 | \$0.00 |
| Jefferson College | 0 | \$0.00 | 0 | \$0.00 | 0 | \$0.00 |
| Metropolitan Community College | 0 | \$0.00 | 0 | \$0.00 | 0 | \$0.00 |
| Metropolitan Community Colleges - Longview | 0 | \$0.00 | 0 | \$0.00 | 0 | \$0.00 |
| Metropolitan Community Colleges - Maple Woods | 0 | \$0.00 | 0 | \$0.00 | 0 | \$0.00 |

Missouri Department of Higher Education and Workforce Development
Student Financial Assistance Program(s)
Payment Table 2020 - 2021
As of June 10, 2021

| | Advanced Placement Incentive Grant | | Minority and Underrepresented Environmental Literacy Program | | Total | |
|---|---------------------------------------|-----------------|---|-------------------|-----------------------|-------------------|
| | Students | Dollars | Students | Dollars | Students ¹ | Dollars |
| Mineral Area College | 0 | \$0.00 | 0 | \$0.00 | 0 | \$0.00 |
| Moberly Area Community College | 0 | \$0.00 | 0 | \$0.00 | 0 | \$0.00 |
| North Central Missouri College | 0 | \$0.00 | 0 | \$0.00 | 0 | \$0.00 |
| Ozarks Technical Community College | 0 | \$0.00 | 0 | \$0.00 | 0 | \$0.00 |
| St. Charles Community College | 0 | \$0.00 | 1 | \$1,998.25 | 1 | \$1,998.25 |
| St. Louis Community College | 0 | \$0.00 | 0 | \$0.00 | 0 | \$0.00 |
| St. Louis Community College - Forest Park | 0 | \$0.00 | 0 | \$0.00 | 0 | \$0.00 |
| St. Louis Community College - Meramec | 0 | \$0.00 | 0 | \$0.00 | 0 | \$0.00 |
| St. Louis Community College - Wildwood | 0 | \$0.00 | 0 | \$0.00 | 0 | \$0.00 |
| State Fair Community College | 0 | \$0.00 | 0 | \$0.00 | 0 | \$0.00 |
| Three Rivers College | 0 | \$0.00 | 0 | \$0.00 | 0 | \$0.00 |
| Sector Subtotal: | 1 | \$500.00 | 1 | \$1,998.25 | 2 | \$2,498.25 |

Missouri Department of Higher Education and Workforce Development
 Student Financial Assistance Program(s)
 Payment Table 2020 - 2021
 As of June 10, 2021

| | Advanced Placement Incentive Grant | | Minority and Underrepresented Environmental Literacy Program | | Total | |
|--|---------------------------------------|-------------------|---|-------------------|-----------------------|-------------------|
| | Students | Dollars | Students | Dollars | Students ¹ | Dollars |
| Public Two-Year Technical College | | | | | | |
| State Technical College of Missouri | 0 | \$0.00 | 0 | \$0.00 | 0 | \$0.00 |
| Sector Subtotal: | 0 | \$0.00 | 0 | \$0.00 | 0 | \$0.00 |
| Statewide Liberal Arts University | | | | | | |
| Truman State University | 7 | \$3,500.00 | 1 | \$3,996.50 | 8 | \$7,496.50 |
| Sector Subtotal: | 7 | \$3,500.00 | 1 | \$3,996.50 | 8 | \$7,496.50 |

Missouri Department of Higher Education and Workforce Development
 Student Financial Assistance Program(s)
 Payment Table 2020 - 2021
 As of June 10, 2021

| | Advanced Placement Incentive Grant | | Minority and Underrepresented Environmental Literacy Program | | Total | |
|---|---------------------------------------|-------------------|---|--------------------|-----------------------|--------------------|
| | Students | Dollars | Students | Dollars | Students ¹ | Dollars |
| Virtual Institution | | | | | | |
| Western Governors University - Missouri | 0 | \$0.00 | 0 | \$0.00 | 0 | \$0.00 |
| Sector Subtotal: | 0 | \$0.00 | 0 | \$0.00 | 0 | \$0.00 |
| Program Total²: | 16 | \$8,000.00 | 9 | \$27,975.50 | 25 | \$35,975.50 |
| Unduplicated Student Count by Program³: | 16 | | 8 | | | |
| | | | Total Unduplicated Student Count⁴: | | 24 | |

1 - Students: The student counts in this column contain duplication when students received payment under more than one program.

2 - Program Total: The student counts in this row contain duplication when transfer students received payment for a program at more than one institution. The student count at the intersection of the Students column beneath the All Programs Total Header and the Program Total row contains duplication when students received payments for more than one program and/or at more than one institution.

3 - Unduplicated Student Count by Program: The student counts in this row include a student only once for each program, even if they were paid at more than one institution.

4 - Total Unduplicated Student Count: The student count in this row is for all programs and includes a student only once, even if they were paid for more than one program and/or at more than one institution.